Sedna

Slim is beautiful

Catalogue 2014





Schneider Electric

Contents

Presentation 4
Switches 18
Comfort controls 24
Socket outlets 26
Data outlets 28
Telephone outlets 30
TV/R/SAT outlets 31
Loudspeaker outlets 32
Complementary offer 33
Boxes 34
Cover frames 35
Technical informations 39
Reference number overview 60

Sedna 8 mm...

# of pure design

Offer to your customers an original alternative to traditional white switches and sockets. With its streamlined design and elegant colors, the Sedna range will give you the edge you are looking for.



8 colors

With 8 colored frames and 6 colored inserts available, you can offer a rich and diverse product range with a minimum of stock management required.

> 10 functions

To create a home that responds to touch and sight.

8 colored frames



6 colored inserts





1-way switch



1-way switch with pilot lamp



2-circuit switch with pilot lamp



Push-button with pilot lamp



Socket outlet with shutters



Socket outlet with shutters



Roller blind control switch



Movement detector



Rotary dimmer



Room thermostat



Rotary push-button dimmer



Tel + data outlet



TV/R/SAT outlet



P112212

More comfort for your customers...

Combining comfort, lighting and heating control, Sedna has it all. The Advanced functions can help to simplify your customers' lives and demonstrate the added value of your business.

Comfort at the fingertips

> The home beats to the rythm of the occupants' personal routine and needs:
+ heating systems programmed to offer optimum comfort from the moment résidents step through the door;
+ light dimmers provide just the right level of brightness;
+ roller blinds can be controlled with one flick of a switch…

A safe environment

> Sometimes, all it takes is one detail to make the home safer. All Sedna socket outlets come with shutters to prevent accidents. Motion detectors can also provide automatic lighting so that occupants can move around safely and easily during the night.

All the connections they need

> Offer your customers a powerful network to connect to the internet or watch television anywhere in the home.

Energy Efficiency

P112967



Dimmer

Just use the the light ambiance, not more.

P112975



Movement detector

Automatically switch on and off depending on a presence détection or the light condition (light sensor).

P112970



Thermostat

A management of the temperature, without significant drops or increases.

P112971



Illuminated switch

At night, the illuminated switch will guide you in corridors, entrances...

> Light control

> Temperature control

> Roller blinds switch



P112223



P112207



P112209



P112215

> Child protection

> Movement detection



P111817



P112230





P112204





P112208

>Switch with indicator light

>Connectivity

P111813





P112227



P112197

… And more ease of insta

The designers of the Sedna range have thought of everything, especially you. The quality of the outer design is a reflection of the innovation within. Just a few little pluses that make all the difference.



Make the most of your energy

> Telescopic design

No need to take special care during installation. The telescopic design ensures a perfect fit on irregular surfaces as well as seamless alignment with any preinstalled wall box components.


P112170


P112182


P112181


P112172

> Big colored wire release levers for easy installation

Colored levers make the process much faster and more intuitive.

> Upright claws

The insert can be positioned deeply: easy insertion in the box as claws don't interfere with wires.


P112175

> Clear marking

Get to grips right away with connection and positioning.


P112171

> Aligned terminals

The wires can be cut to the same length. It's easier to fix the insert in the box with all the wires already in same side.


P112173

> Open terminals

No need to unscrew, the terminals are pre-open for faster cabling.


P112174

llation for you

Completely safe operation


P112183

> Upper plastic inserts
Hide live parts in socket outlets.


P112176


P112742

> Guided wire inlets
The wire inlets are shaped so that the wire can be placed in the terminals more easily and the stripped conductor tip is hidden behind the insulation, preventing short-circuiting.



P112178

> Protected claws
Claws are fully protected to keep fingers safe.

Ensuring robustness and reliability

> Metal fixing frame
The fixing frame is made of galvanized sheet metal that is resistant to rust and bending. It provides excellent stability when installed.


P112179

> Strong claws for reliable installation
Long, robust claws are particularly important in socket outlets, which may become loose after repeated usage. These strong claws keep the outlet fixed to the wall, even under strenuous conditions.


P112180


P112181

> Illuminated switch
At night, the illuminated switch will guide you in corridors, entrances...

Switches

10 AX - 250 V AC switches

P111820



SDN0100121

P111820



SDN0400121

P111820



SDN0500121

P111822



SDN0600121

P111822



SDN0300121

P111820



SDN0200121

	1-way screwless	2-way screwless
	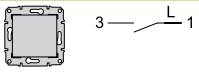	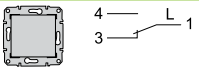
Color		
white	**SDN0100121**	**SDN0400121**
cream	**SDN0100123**	**SDN0400123**
aluminium	**SDN0100160**	**SDN0400160**
titanium	**SDN0100168**	**SDN0400168**
beige	**SDN0100147**	**SDN0400147**
graphite	**SDN0100170**	**SDN0400170**

	Intermediate screwless
	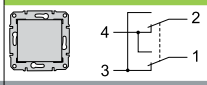
Color	
white	**SDN0500121**
cream	**SDN0500123**
aluminium	**SDN0500160**
titanium	**SDN0500168**
beige	**SDN0500147**
graphite	**SDN0500170**

	Double 2-way screwless
	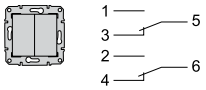
Color	
white	**SDN0600121**
cream	**SDN0600123**
aluminium	**SDN0600160**
titanium	**SDN0600168**
beige	**SDN0600147**
graphite	**SDN0600170**

	2-circuit screwless
	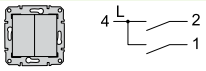
Color	
white	**SDN0300121**
cream	**SDN0300123**
aluminium	**SDN0300160**
titanium	**SDN0300168**
beige	**SDN0300147**
graphite	**SDN0300170**

	2-pole screwless
	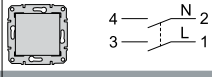
Color	
white	**SDN0200121**
cream	**SDN0200123**
aluminium	**SDN0200160**
titanium	**SDN0200168**
beige	**SDN0200147**
graphite	**SDN0200170**

P111820



SDN0400421

P111820



SDN0200221

16 AX - 250 V AC switches

	2-way screwless
	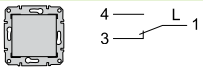
Color	
white	SDN0400421
cream	SDN0400423
aluminium	SDN0400460
titanium	SDN0400468
beige	SDN0400447
graphite	SDN0400470

	2-pole screwless
	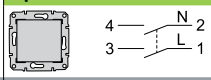
Color	
white	SDN0200221
cream	SDN0200223
aluminium	SDN0200260
titanium	SDN0200268
beige	SDN0200247
graphite	SDN0200270

P116996



SDN0100321

P116998



SDN0400521

IP44 10 AX - 250 V AC switches

	1-way screwless	2-way screwless
	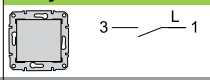	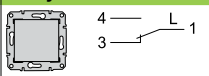
Color		
white	SDN0100321	SDN0400521
cream	SDN0100323	SDN0400523
aluminium	SDN0100360	SDN0400560
titanium	SDN0100368	SDN0400568
beige	SDN0100347	SDN0400547
graphite	SDN0100370	SDN0400570

P116996



SDN0500321

	Intermediate screwless
	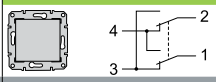
Color	
white	SDN0500321
cream	SDN0500323
aluminium	SDN0500360
titanium	SDN0500368
beige	SDN0500347
graphite	SDN0500370

P116997



SDN0300421

	2-circuit screwless
	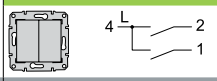
Color	
white	SDN0300421
cream	SDN0300423
aluminium	SDN0300460
titanium	SDN0300468
beige	SDN0300447
graphite	SDN0300470

P116996



SDN0200321

	2-pole screwless
	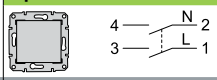
Color	
white	SDN0200321
cream	SDN0200323
aluminium	SDN0200360
titanium	SDN0200368
beige	SDN0200347
graphite	SDN0200370

Switches (cont'd)

10 AX - 250 V AC switches with blue locator lamp



SDN1400121



SDN1500121

	1-way screwless	2-way screwless
	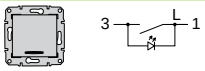	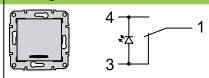
Color		
white	SDN1400121	SDN1500121
cream	SDN1400123	SDN1500123
aluminium	SDN1400160	SDN1500160
titanium	SDN1400168	SDN1500168
beige	SDN1400147	SDN1500147
graphite	SDN1400170	SDN1500170



SDN0501121

	Intermediate screwless
	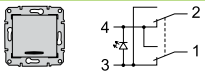
Color	
white	SDN0501121
cream	SDN0501123
aluminium	SDN0501160
titanium	SDN0501168
beige	SDN0501147
graphite	SDN0501170



SDN0300321

	2-circuit screwless
	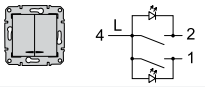
Color	
white	SDN0300321
cream	SDN0300323
aluminium	SDN0300360
titanium	SDN0300368
beige	SDN0300347
graphite	SDN0300370

10 AX - 250 V AC switches with red indicator lamp



SDN0400321



SDN0401121

	1-way screwless	2-way screwless
	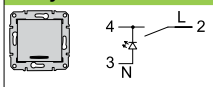	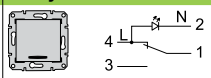
Color		
white	SDN0400321	SDN0401121
cream	SDN0400323	SDN0401123
aluminium	SDN0400360	SDN0401160
titanium	SDN0400368	SDN0401168
beige	SDN0400347	SDN0401147
graphite	SDN0400370	SDN0401170



SDN0201121

	2-pole screwless
	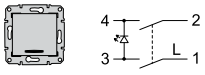
Color	
white	SDN0201121
cream	SDN0201123
aluminium	SDN0201160
titanium	SDN0201168
beige	SDN0201147
graphite	SDN0201170

P111821



SDN1500221

16 AX - 250 V AC switches with blue locator lamp

	2-way screwless
	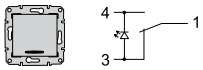
Color	
white	**SDN1500221**
cream	**SDN1500223**
aluminium	**SDN1500260**
titanium	**SDN1500268**
beige	**SDN1500247**
graphite	**SDN1500270**

P111821



SDN0201221

16 AX - 250 V AC switches with red indicator lamp

	2-pole screwless
	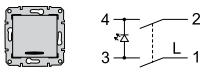
Color	
white	**SDN0201221**
cream	**SDN0201223**
aluminium	**SDN0201260**
titanium	**SDN0201268**
beige	**SDN0201247**
graphite	**SDN0201270**

P111832



SDN1900121

10 AX - 250 V AC key card switch

	Mechanical, screwless
	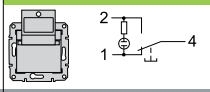
Color	
white	**SDN1900121**
cream	**SDN1900123**
aluminium	**SDN1900160**
titanium	**SDN1900168**
beige	**SDN1900147**
graphite	**SDN1900170**

Mechanisms for roller blinds

P111830



SDN1300321

P111830



SDN1300121

10 AX - 250 V AC switch

10 A - 250 V AC push-button

	With mechanical interlock, screwless	With electric interlock, screwless
	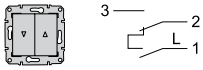	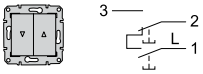
Color		
white	**SDN1300321**	**SDN1300121**
cream	**SDN1300323**	**SDN1300123**
aluminium	**SDN1300360**	**SDN1300160**
titanium	**SDN1300368**	**SDN1300168**
beige	**SDN1300347**	**SDN1300147**
graphite	**SDN1300370**	**SDN1300170**

P111831



SDN1200121

10 A - 250 V AC cord push-button

	Srewless with cord
	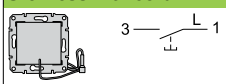
Color	
white	**SDN1200121**
cream	**SDN1200123**
aluminium	**SDN1200160**
titanium	**SDN1200168**
beige	**SDN1200147**
graphite	**SDN1200170**

Switches (cont'd)

10 A - 250 V AC push-buttons

P111820



SDN0700121

Color	1-way, screwless
white	SDN0700121
cream	SDN0700123
aluminium	SDN0700160
titanium	SDN0700168
beige	SDN0700147
graphite	SDN0700170

P141129



SDN0800121

P141134



SDN0900121

Color	1-way, with bell symbol, screwless	1-way, with light symbol, screwless
white	SDN0800121	SDN0900121
cream	SDN0800123	SDN0900123
aluminium	SDN0800160	SDN0900160
titanium	SDN0800168	SDN0900168
beige	SDN0800147	SDN0900147
graphite	SDN0800170	SDN0900170

P111826



SDN1000121

Color	1-way, with trash bin symbol, screwless
white	SDN1000121
cream	SDN1000123
aluminium	SDN1000160
titanium	SDN1000168
beige	SDN1000147
graphite	SDN1000170

P111820



SDN0420121

Color	2-way
white	SDN0420121
cream	SDN0420123
aluminium	SDN0420160
titanium	SDN0420168
beige	SDN0420147
graphite	SDN0420170

IP44 10 A - 250 V AC push-buttons

P141129



SDN0800321

P141134



SDN0900321

Color	1-way, with bell symbol, screwless	1-way, with light symbol, screwless
white	SDN0800321	SDN0900321
cream	SDN0800323	SDN0900323
aluminium	SDN0800360	SDN0900360
titanium	SDN0800368	SDN0900368
beige	SDN0800347	SDN0900347
graphite	SDN0800370	SDN0900370

10 A - 250 V AC push-buttons with blue locator lamp

P111821



SDN1600121

	1-way, screwless
	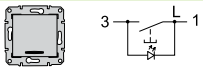
Color	
white	**SDN1600121**
cream	**SDN1600123**
aluminium	**SDN1600160**
titanium	**SDN1600168**
beige	**SDN1600147**
graphite	**SDN1600170**

P111821



SDN1520121

	2-way, screwless
	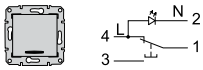
Color	
white	**SDN1520121**
cream	**SDN1520123**
aluminium	**SDN1520160**
titanium	**SDN1520168**
beige	**SDN1520147**
graphite	**SDN1520170**

P141139



SDN1600421

P141144



SDN1800121

	1-way, with bell symbol, screwless	1-way, with light symbol, screwless
	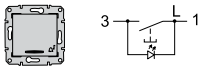	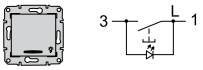
Color		
white	**SDN1600421**	**SDN1800121**
cream	**SDN1600423**	**SDN1800123**
aluminium	**SDN1600460**	**SDN1800160**
titanium	**SDN1600468**	**SDN1800168**
beige	**SDN1600447**	**SDN1800147**
graphite	**SDN1600470**	**SDN1800170**

P111829



SDN1600321

	1-way, with label holder, screwless
	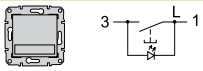
Color	
white	**SDN1600321**
cream	**SDN1600323**
aluminium	**SDN1600360**
titanium	**SDN1600368**
beige	**SDN1600347**
graphite	**SDN1600370**

10 A - 12 V AC push-buttons with blue locator lamp

P141139



SDN1700121

	1-way, with bell symbol, screwless
	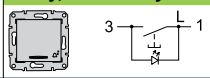
Color	
white	**SDN1700121**
cream	**SDN1700123**
aluminium	**SDN1700160**
titanium	**SDN1700168**
beige	**SDN1700147**
graphite	**SDN1700170**

P111829



SDN1700421

	1-way, with label holder, screwless
	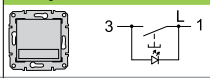
Color	
white	**SDN1700421**
cream	**SDN1700423**
aluminium	**SDN1700460**
titanium	**SDN1700468**
beige	**SDN1700447**
graphite	**SDN1700470**

Comfort controls

Rotary d ers


P111833

SDN2200621


P111833

SDN2200421

Color	RC, 230 V, 25-325 VA	RL, 230 V, 60-325 VA
white	SDN2200621	SDN2200421
cream	SDN2200623	SDN2200423
aluminium	SDN2200660	SDN2200460
titanium	SDN2200668	SDN2200468
beige	SDN2200647	SDN2200447
graphite	SDN2200670	SDN2200470

Rotary push-button dimmers


P111833

SDN2200721


P111833

SDN2200521

Color	RC, 230 V, 25-325 VA, two-way	RL, 230 V, 60-500 VA, two-way
white	SDN2200721	SDN2200521
cream	SDN2200723	SDN2200523
aluminium	SDN2200760	SDN2200560
titanium	SDN2200768	SDN2200568
beige	SDN2200747	SDN2200547
graphite	SDN2200770	SDN2200570


P130150

SDN2200921

Color	RL, 230 V, 1000 VA
white	SDN2200921
cream	SDN2200923
aluminium	SDN2200960
titanium	SDN2200968
beige	SDN2200947
graphite	SDN2200970

- with an additional switch output which enables an additional load to be switched on and off
- minimum brightness setting.

Rotary push-button universal dimmers


P117616

SDN2201121

Color	RL-RC, 230 V, 420 VA, two-way
white	SDN2201121
cream	SDN2201123
aluminium	SDN2201160
titanium	SDN2201168
beige	SDN2201147
graphite	SDN2201170

Load table

SDN22006XX	SDN22004XX	SDN22009XX	SDN22007XX	SDN22005XX	SDN22011XX	Maximum loads	
25-325 W	60-325 W	40-1000 W	25-325 W	60-500 W	20-420 W		incandescent lamps
25-325 W	60-325 W	40-1000 W	25-325 W	60-500 W	20-420 W	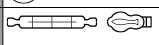	230 V AC halogen lamps
	60-325 VA	60-1000 VA		60-500 VA	20-420 VA	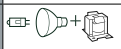	230 V/12 V AC halogen lamps with ferromagnetic tranformer
25-325 VA			25-325 VA		20-420 VA	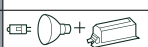	230 V/12 V AC halogen lamps with electronic tranformer
					20-320 VA	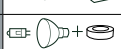	230 V/12 V AC halogen lamps with toroidal tranformer
		60-600 W					230 V AC single-phase motors
						Fuse	
						2.5 A(H)	
						Electronic	

Movement detectors

P111834



SDN2000221

	10 A - 230 V AC, detector with time delay and ambiant light adjustment
	
Color	
white	**SDN2000221**
cream	**SDN2000223**
aluminium	**SDN2000260**
titanium	**SDN2000268**
beige	**SDN2000247**
graphite	**SDN2000270**
	max 20 min - 5 Lux - ∞ - operating angle: 180°

Thermostats

P139093



SDN6000121

P116967



SDN6000321

	10 A - 230 V AC, room thermostat	10 A - 230 V AC, floor thermostat
		
Color		
white	**SDN6000121**	**SDN6000321**
cream	**SDN6000123**	**SDN6000323**
aluminium	**SDN6000160**	**SDN6000360**
titanium	**SDN6000168**	**SDN6000368**
beige	**SDN6000147**	**SDN6000347**
graphite	**SDN6000170**	**SDN6000370**
		• Delivered with 4.0 m sensor • External sensor: NTC 10 kΩ at 25 °C

P129642



SDN6001121

	10 A - 230 V AC, room thermostat with cooling mode
	
Color	
white	**SDN6001121**
cream	**SDN6001123**
aluminium	**SDN6001160**
titanium	**SDN6001168**
beige	**SDN6001147**
graphite	**SDN6001170**
	Complete assembled products. Can not be used in multigang frame installation

P116966



SDN6000221

	16 A - 230 V AC, thermostat with comfort function
	
Color	
white	**SDN6000221**
cream	**SDN6000223**
aluminium	**SDN6000260**
titanium	**SDN6000268**
beige	**SDN6000247**
graphite	**SDN6000270**
	• Delivered with 4.0 m sensor • External sensor: NTC 10 kΩ at 25 °C • Complete assembled products. Can not be used in multigang frame installation

Mechanisms
without frame (cont'd)

Socket-outlets

Side earth socket-outlets



SDN3000121 *SDN3100121*

Color	16 A - 250 V AC, 2P+E, shuttered with lift terminals	16 A - 250 V AC, 2P+E, shuttered with lift terminals and lid
white	SDN3000121	SDN3100121
cream	SDN3000123	SDN3100123
aluminium	SDN3000160	SDN3100160
titanium	SDN3000168	SDN3100168
beige	SDN3000147	SDN3100147
graphite	SDN3000170	SDN3100170
red	SDN3000341	



SDN3000521 *SDN3100321*

Color	16 A - 250 V AC, 2P+E, with lift terminals	16 A - 250 V AC, 2P+E, IP44, shuttered with lift terminals and lid
white	SDN3000521	SDN3100321
cream	SDN3000523	SDN3100323
aluminium	SDN3000560	SDN3100360
titanium	SDN3000568	SDN3100368
beige	SDN3000547	SDN3100347
graphite	SDN3000570	SDN3100370

Pin earth socket-outlets



SDN2800121 *SDN2800321*

Color	16 A - 250 V AC, 2P+E, shuttered with lift terminals	16 A - 250 V AC, 2P+E, IP44, shuttered with lift terminals and lid
white	SDN2800121	SDN2800321
cream	SDN2800123	SDN2800323
aluminium	SDN2800160	SDN2800360
titanium	SDN2800168	SDN2800368
beige	SDN2800147	SDN2800347
graphite	SDN2800170	SDN2800370
red	SDN2800441	

Socket-outlets without earth



SDN2900121

Color	16 A - 250 V AC, 2P, with lift terminals
white	SDN2900121
cream	SDN2900123
aluminium	SDN2900160
titanium	SDN2900168
beige	SDN2900147
graphite	SDN2900170

Double socket-outlet with pin earth - PL standard - multigang



SDN2800921

Color	16 A - 250 V AC, 2P+E, with lift terminals
white	SDN2800921
cream	SDN2800923
aluminium	SDN2800960
titanium	SDN2800968
graphite	SDN2800970

Socket-outlets (complete products)

Double socket-outlet with side earth

P116969



SDN3000421

	16 A - 250 V AC, 2P+E, shuttered with lift terminals
	
Color	
white	**SDN3000421**
cream	**SDN3000423**
aluminium	**SDN3000460**
titanium	**SDN3000468**
beige	**SDN3000447**
graphite	**SDN3000470**

Double socket-outlet with pin earth - CZ, SK standard

P116968



SDN2800521

	16 A - 250 V AC, 2P+E, shuttered with lift terminals
	
Color	
white	**SDN2800521**
cream	**SDN2800523**
aluminium	**SDN2800560**
titanium	**SDN2800568**
beige	**SDN2800547**
graphite	**SDN2800570**

Double socket-outlet with pin earth - PL standard

P116970



SDN2800621

	16 A - 250 V AC, 2P+E, shuttered with lift terminals
	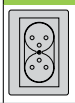
Color	
white	**SDN2800621**
cream	**SDN2800623**
aluminium	**SDN2800660**
titanium	**SDN2800668**
graphite	**SDN2800670**

Mechanisms
without frame (cont'd)

Data outlets



SDN4300121



SDN4500121



SDN4400121



SDN4600121



SDN4700121



SDN4900121



SDN4800121



SDN5000121

RJ45 category 5e

	1 x RJ45, cat. 5e, UTP, IDC*	1 x RJ45, cat. 5e, STP, IDC*
		
Color		
white	SDN4300121	SDN4500121
cream	SDN4300123	SDN4500123
aluminium	SDN4300160	SDN4500160
titanium	SDN4300168	SDN4500168
beige	SDN4300147	SDN4500147
graphite	SDN4300170	SDN4500170

	2 x RJ45, cat. 5e, UTP, IDC*	2 x RJ45, cat. 5e, STP, IDC*
		
Color		
white	SDN4400121	SDN4600121
cream	SDN4400123	SDN4600123
aluminium	SDN4400160	SDN4600160
titanium	SDN4400168	SDN4600168
beige	SDN4400147	SDN4600147
graphite	SDN4400170	SDN4600170

RJ45 category 6

	1 x RJ45, cat. 6, UTP, IDC*	1 x RJ45, cat. 6, STP, IDC*
		
Color		
white	SDN4700121	SDN4900121
cream	SDN4700123	SDN4900123
aluminium	SDN4700160	SDN4900160
titanium	SDN4700168	SDN4900168
beige	SDN4700147	SDN4900147
graphite	SDN4700170	SDN4900170

	2 x RJ45, cat. 6, UTP, IDC*	2 x RJ45, cat. 6, STP, IDC*
		
Color		
white	SDN4800121	SDN5000121
cream	SDN4800123	SDN5000123
aluminium	SDN4800160	SDN5000160
titanium	SDN4800168	SDN5000168
beige	SDN4800147	SDN5000147
graphite	SDN4800170	SDN5000170

* IDC: Insulation Displacement Connection in RJ45 connectors.

P141148



SDN4300321

P141154



SDN4300421

P141160



SDN4300521

P141166



SDN4300621

P141172



SDN4400621

Plate for 1 x RJ45 without connectors

	KRONE, cat. 5e, cat. 6, UTP	RDM, cat. 5e, cat. 6, UTP
		
Color		
white	**SDN4300321**	**SDN4300421**
cream	**SDN4300323**	**SDN4300423**
aluminium	**SDN4300360**	**SDN4300460**
titanium	**SDN4300368**	**SDN4300468**
beige	**SDN4300347**	**SDN4300447**
graphite	**SDN4300370**	**SDN4300470**

	SYSTIMAX, cat. 5e, cat. 6, UTP	AMP, MOLEX, KELINE, cat. 5e, cat. 6, UTP
		
Color		
white	**SDN4300521**	**SDN4300621**
cream	**SDN4300523**	**SDN4300623**
aluminium	**SDN4300560**	**SDN4300660**
titanium	**SDN4300568**	**SDN4300668**
beige	**SDN4300547**	**SDN4300647**
graphite	**SDN4300570**	**SDN4300670**

Plate for 2 x RJ45 without connectors

	AMP, MOLEX, KELINE, cat. 5e, cat. 6, UTP
	
Color	
white	**SDN4400621**
cream	**SDN4400623**
aluminium	**SDN4400660**
titanium	**SDN4400668**
beige	**SDN4400647**
graphite	**SDN4400670**

Mechanisms
without frame (cont'd)

P111839

SDN4101121

P111840

SDN4201121

Telephone outlets

RJ11

Color	1 x RJ11, screw terminals	2 x RJ11, screw terminals
white	**SDN4101121**	**SDN4201121**
cream	**SDN4101123**	**SDN4201123**
aluminium	**SDN4101160**	**SDN4201160**
titanium	**SDN4101168**	**SDN4201168**
beige	**SDN4101147**	**SDN4201147**
graphite	**SDN4101170**	**SDN4201170**

P111843

SDN5100121

Telephone + data outlets

Color	RJ11 + RJ45, cat. 5e, UTP, IDC* + screw terminals
white	**SDN5100121**
cream	**SDN5100123**
aluminium	**SDN5100160**
titanium	**SDN5100168**
beige	**SDN5100147**
graphite	**SDN5100170**

P111843

SDN5200121

P111843

SDN5200221

Color	RJ11 + RJ45, cat. 6, UTP, IDC* + screw terminals	RJ11 + RJ45, cat. 6, STP, IDC* + screw terminals
white	**SDN5200121**	**SDN5200221**
cream	**SDN5200123**	**SDN5200223**
aluminium	**SDN5200160**	**SDN5200260**
titanium	**SDN5200168**	**SDN5200268**
beige	**SDN5200147**	**SDN5200247**
graphite	**SDN5200170**	**SDN5200270**

* IDC: Insulation Displacement Connection in RJ45 connectors.

TV/R/SAT outlets

TV



SDN3201221



SDN3201821

Color	TV connector, intermediate, 4 dB	TV connector, intermediate, 8 dB
white	SDN3201821	SDN3201221
cream	SDN3201823	SDN3201223
aluminium	SDN3201860	SDN3201260
titanium	SDN3201868	SDN3201268
beige	SDN3201847	SDN3201247
graphite	SDN3201870	SDN3201270



SDN3201621

Color	TV connector ending, 1 dB
white	SDN3201621
cream	SDN3201623
aluminium	SDN3201660
titanium	SDN3201668
beige	SDN3201647
graphite	SDN3201670

TV/R



SDN3301821



SDN3301321

Color	TV/R outlet, intermediate, 4 dB	TV/R outlet, intermediate, 8 dB
white	SDN3301821	SDN3301321
cream	SDN3301823	SDN3301323
aluminium	SDN3301860	SDN3301360
titanium	SDN3301868	SDN3301368
beige	SDN3301847	SDN3301347
graphite	SDN3301870	SDN3301370



SDN3301621

Color	TV/R outlet, ending, 1 dB
white	SDN3301621
cream	SDN3301623
aluminium	SDN3301660
titanium	SDN3301668
beige	SDN3301647
graphite	SDN3301670

TV/SAT



SDN3401921



SDN3401221

Color	TV/SAT outlet, intermediate, 4 dB	TV/SAT outlet, intermediate, 8 dB
white	SDN3401921	SDN3401221
cream	SDN3401923	SDN3401223
aluminium	SDN3401960	SDN3401260
titanium	SDN3401968	SDN3401268
beige	SDN3401947	SDN3401247
graphite	SDN3401970	SDN3401270

Mechanisms
without frame (cont'd)



SDN3401621

Color	TV/SAT outlet, ending, 1 dB
white	SDN3401621
cream	SDN3401623
aluminium	SDN3401660
titanium	SDN3401668
beige	SDN3401647
graphite	SDN3401670

TV/R/SAT



SDN3501421



SDN3501221

Color	TV/R/SAT outlet, intermediate, 4 dB	TV/R/SAT outlet, intermediate, 8 dB
white	SDN3501421	SDN3501221
cream	SDN3501423	SDN3501223
aluminium	SDN3501460	SDN3501260
titanium	SDN3501468	SDN3501268
beige	SDN3501447	SDN3501247
graphite	SDN3501470	SDN3501270



SDN3501321

Color	TV/R/SAT outlet, ending, 1 dB
white	SDN3501321
cream	SDN3501323
aluminium	SDN3501360
titanium	SDN3501368
beige	SDN3501347
graphite	SDN3501370

TV/SAT/SAT



SDN3502121

Color	TV/SAT/SAT outlet, ending, 1 dB
white	SDN3502121
cream	SDN3502123
aluminium	SDN3502160
titanium	SDN3502168
beige	SDN3502147
graphite	SDN3502170

Loudspeaker outlet



SDN5400121

Color	Double loudspeaker outlet, screwless
white	SDN5400121
cream	SDN5400123
aluminium	SDN5400160
titanium	SDN5400168
beige	SDN5400147
graphite	SDN5400170

Complementary offers

P111849



SDN5500121

	Cable outlet 250 V - 25 A
	
Color	
white	**SDN5500121**
cream	**SDN5500123**
aluminium	**SDN5500160**
titanium	**SDN5500168**
beige	**SDN5500147**
graphite	**SDN5500170**

P111820



SDN5600121

	Blind cover
	
Color	
white	**SDN5600121**
cream	**SDN5600123**
aluminium	**SDN5600160**
titanium	**SDN5600168**
beige	**SDN5600147**
graphite	**SDN5600170**

P111848



SDN5900123

Night light lamp 250 V - 3 W

SDN5900123

P116971



SDN6100121

P116972



SDN6100221

Horizontal surface mounting boxes

	1 gang	Multi-gang, universal
		
Color		
white	**SDN6100121**	**SDN6100221**
cream	**SDN6100123**	**SDN6100223**
aluminium	**SDN6100160**	**SDN6100260**
titanium	**SDN6100168**	**SDN6100268**
beige	**SDN6100147**	**SDN6100247**
graphite	**SDN6100170**	**SDN6100270**
		2-gang box: SDN61001xx + SDN61002xx 3-gang box: SDN61001xx + 2 x SDN61002xx

Cover frames

P112112

SDN5800121

	1 gang
	
Color	
white	**SDN5800121**
cream	**SDN5800123**
aluminium	**SDN5800160**
titanium	**SDN5800168**
beige	**SDN5800147**
graphite	**SDN5800170**
grey	**SDN5800133**
red	**SDN5800141**

P112114

SDN5800321

	2 gang horizontal frame
	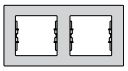
Color	
white	**SDN5800321**
cream	**SDN5800323**
aluminium	**SDN5800360**
titanium	**SDN5800368**
beige	**SDN5800347**
graphite	**SDN5800370**
grey	**SDN5800333**
red	**SDN5800341**

P112118

SDN5801121

	2 gang vertical frame
	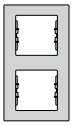
Color	
white	**SDN5801121**
cream	**SDN5801123**
aluminium	**SDN5801160**
titanium	**SDN5801168**
beige	**SDN5801147**
graphite	**SDN5801170**
grey	**SDN5801133**
red	**SDN5801141**

P112115

SDN5800521

	3 gang horizontal frame
	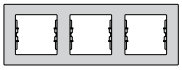
Color	
white	**SDN5800521**
cream	**SDN5800523**
aluminium	**SDN5800560**
titanium	**SDN5800568**
beige	**SDN5800547**
graphite	**SDN5800570**
grey	**SDN5800533**
red	**SDN5800541**

Cover frames
(cont'd)

P112119

SDN5801321

3 gang vertical frame

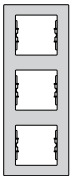

Color	
white	**SDN5801321**
cream	**SDN5801323**
aluminium	**SDN5801360**
titanium	**SDN5801368**
beige	**SDN5801347**
graphite	**SDN5801370**
grey	**SDN5801333**
red	**SDN5801341**

P112116

SDN5800721

4 gang horizontal frame

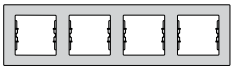

Color	
white	**SDN5800721**
cream	**SDN5800723**
aluminium	**SDN5800760**
titanium	**SDN5800768**
beige	**SDN5800747**
graphite	**SDN5800770**
grey	**SDN5800733**
red	**SDN5800741**

P112120

SDN5802021

4 gang vertical frame

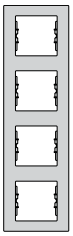

Color	
white	**SDN5802021**
cream	**SDN5802023**
aluminium	**SDN5802060**
titanium	**SDN5802068**
beige	**SDN5802047**
graphite	**SDN5802070**
grey	**SDN5802033**
red	**SDN5802041**

P112117

SDN5800921

5 gang horizontal frame

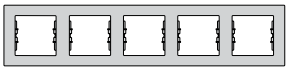

Color	
white	**SDN5800921**
cream	**SDN5800923**
aluminium	**SDN5800960**
titanium	**SDN5800968**
beige	**SDN5800947**
graphite	**SDN5800970**
grey	**SDN5800933**
red	**SDN5800941**

P112121

SDN5801521

5 gang vertical frame

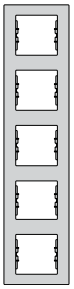

Color	
white	**SDN5801521**
cream	**SDN5801523**
aluminium	**SDN5801560**
titanium	**SDN5801568**
beige	**SDN5801547**
graphite	**SDN5801570**
grey	**SDN5801533**
red	**SDN5801541**

P117001

SDN5810121

1 gang IP44 frame



Color	
white	**SDN5810121**
cream	**SDN5810123**
aluminium	**SDN5810160**
titanium	**SDN5810168**
beige	**SDN5810147**
graphite	**SDN5810170**

P117002

SDN5810321

2 gang horizontal IP44 frame

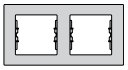

Color	
white	**SDN5810321**
cream	**SDN5810323**
aluminium	**SDN5810360**
titanium	**SDN5810368**
beige	**SDN5810347**
graphite	**SDN5810370**

Technical information
Contents

Sedna technical information	page
Switches	40
Rotary dimmers	41
Rotary push-button dimmers	43
Rotary push-button universal dimmer	46
Movement detectors	47
Thermostats	48
Key card switch	52
RJ45 data outlets	53
TV/R/SAT sockets	55
Surface mounting boxes	58
Cover frames	59

Switches and push-buttons

Connection examples

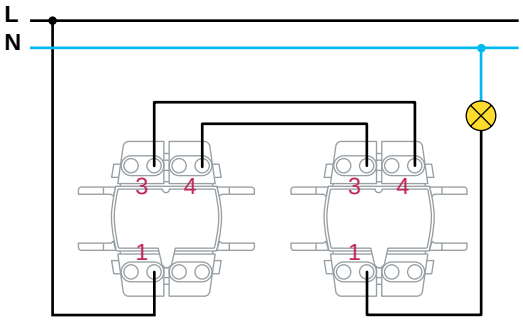

2 two-way switches

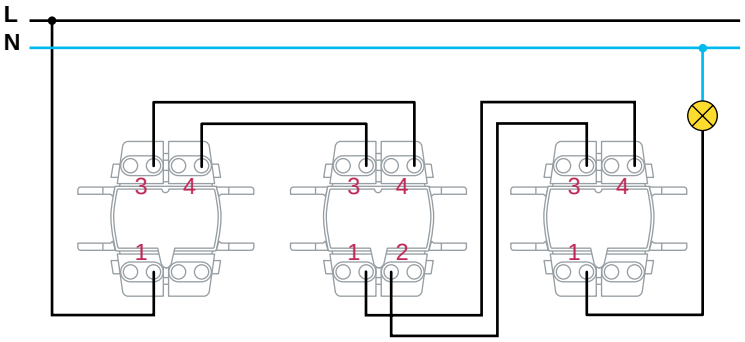

2 two-way switches + 1 intermediate switch

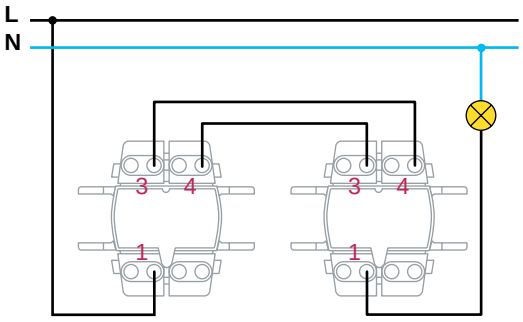

2 two-way switches with locator lamp

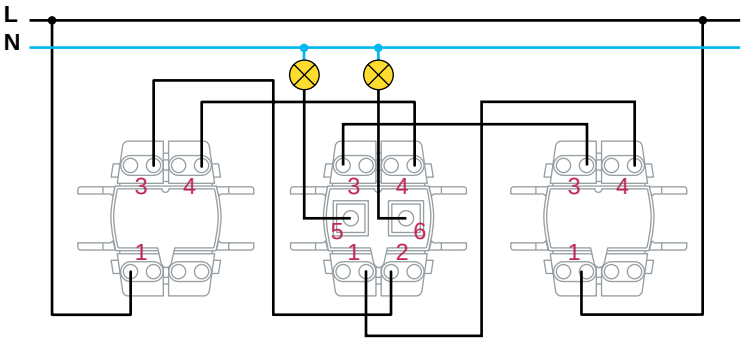

2 two-way switches + 1 double two-way switches

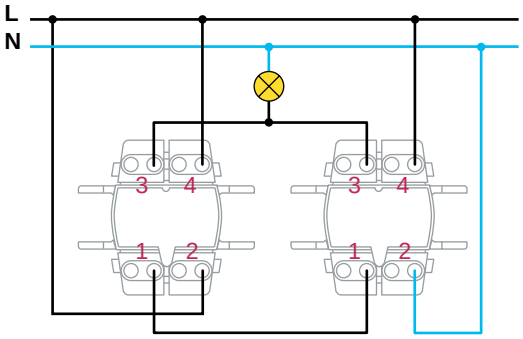

2 two-way switches with indicator lamp

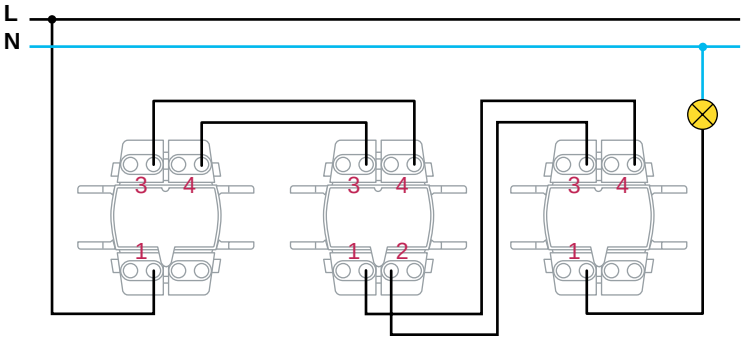

2 two-way switches + 1 intermediate switch with locator lamp

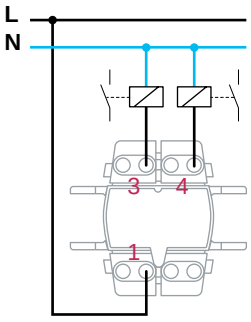

Two-way push-button

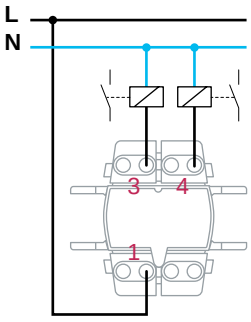

Two-way push-button with locator lamp

Dimensions (mm)

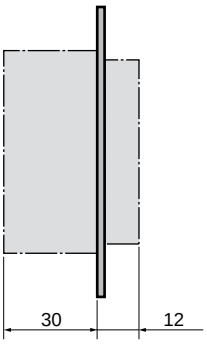

Rotary dimmers
RC, 25-325 VA
SDN22006XX

Area of application

- Regulation of different loads (see load table) for homes and buildings.
- Suitable for renovation as it allows replacement of a switch by a regulator without having to change cables.
- As the regulator reduces the current supplying the load, it allows considerable energy savings.

Technical data

- Rated voltage: 230 V AC ± 10 %, 50 Hz,
- Connectable as switch,
- IP degree of protection: IP20,
- Conformity mark: CE,
- Standard: EN 60669-2-1,
- Product certification: GOST-R.

Load table

25°C 230 V 50 Hz	1	2	3	4
Max. Min.	325 W 25 W	325 W 25 W	NO	325 VA 25 VA

1 - Incandescent lamps
2 - Halogen lamps
3 - Low voltage halogen lamps with ferromagnetic transformer
4 - Low voltage halogen lamps with electronic transformers

Connections

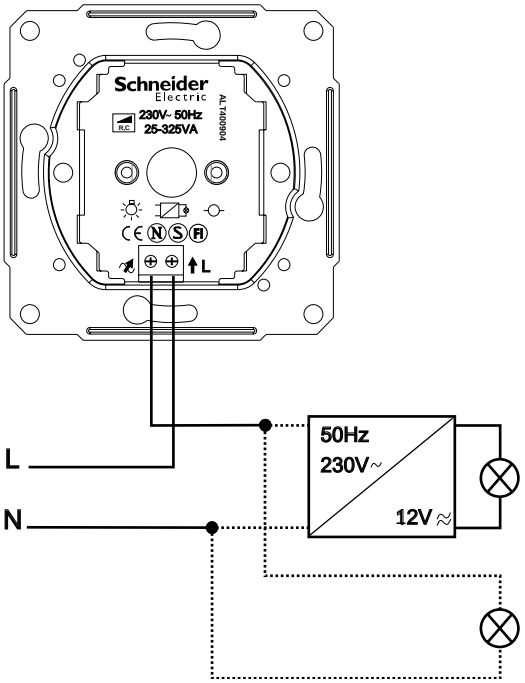

Dimensions (mm)

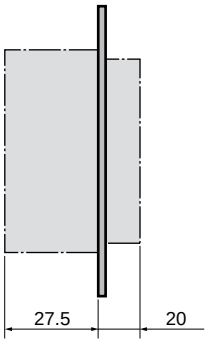

Rotary dimmers
RL, 60-325 VA
SDN22004XX

Area of application

- Regulation of different loads (see load table) for homes and buildings.
- Suitable for renovation as it allows replacement of a switch by a regulator without having to change cables.
- As the regulator reduces the current supplying the load, it allows considerable energy savings.

Technical data

- Rated voltage: 230 V AC ± 10 %, 50 Hz,
- Connectable as switch,
- IP degree of protection: IP20,
- Conformity mark: CE,
- Standard: EN 60669-2-1,
- Product certification: GOST-R.

Load table

25°C 230 V 50 Hz	1	2	3	4
Max.	325 W	325 W	325 VA	NO
Min.	60 W	60 W	60 VA	

1 - Incandescent lamps
2 - Halogen lamps
3 - Low voltage halogen lamps with ferromagnetic transformer
4 - Low voltage halogen lamps with electronic transformers

Connections

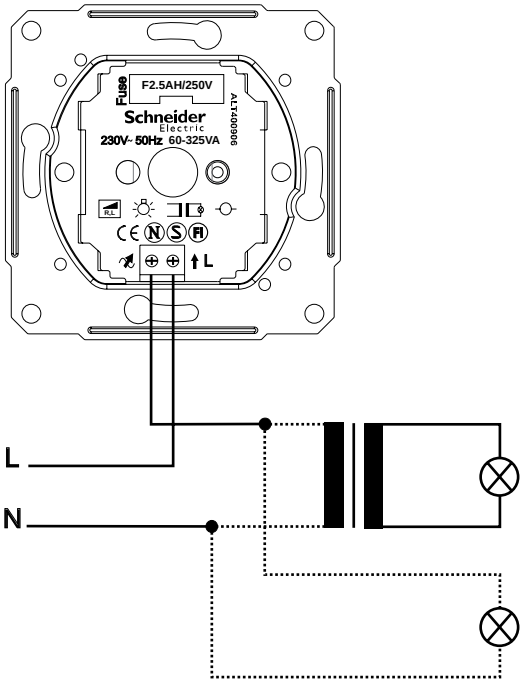

Dimensions (mm)

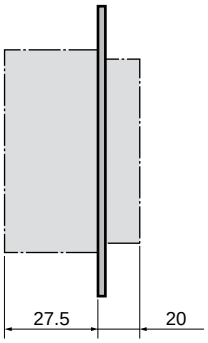

Rotary push-button dimmers
RL, 230 V, 1000 VA
SDN22009XX

Area of application

- Regulation of different loads (see load table) for homes and buildings.
- As the regulator reduces the current supplying the load, it allows considerable energy savings.
- A comfort feature: setting minimum brightness level.
- Additional ON/OFF supply possibility to additional load with separated terminal output.

Technical data

- Rated voltage: 230 V AC ± 10 %, 50 Hz
- Load on the switch output: max. 2 A, cos ø 0.6,
- IP degree of protection: IP20,
- Conformity mark: CE,
- Standard: EN 60669-2-1,
- Product certification: GOST-R.

Load table

25°C 230 V 50 Hz	1	2	3	4	5
Max.	1000 W	1000 W	1000 VA	NO	600 VA
Min.	40 W	40 W	60 VA		60 VA

1 - Incandescent lamps
2 - Halogen lamps
3 - Low voltage halogen lamps with ferromagnetic transformer
4 - Low voltage halogen lamps with electronic transformers
5 - Single-phase motors

Installation

The maximum allowed load is reduced due to the decreased heat dissipation when you do not install the device into a single standard flushmounting box:

Load reduction by	Mounted in cavity walls*	Several installed together in combination*	In 1-gang or 2-gang surface-mounted housing	In 3-gang surface-mounted housing
25 %	■	■		
30 %			■	
50 %				■

* If several factors apply, add the load reductions together.

Installing the dimmer and covers

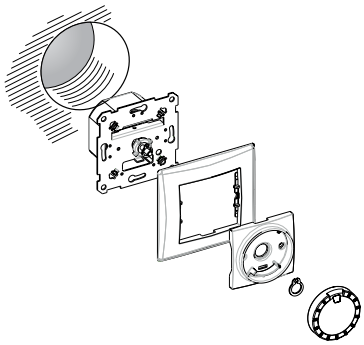

Use

Setting the minimum brightness of the lamps

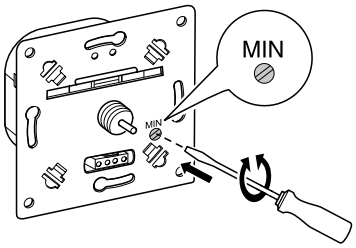

① Set the dimmer.
② Dim the brightness right down using the rotary knob.
③ Set the minimum brightness using the set-screw (MIN).

Operating the dimmer

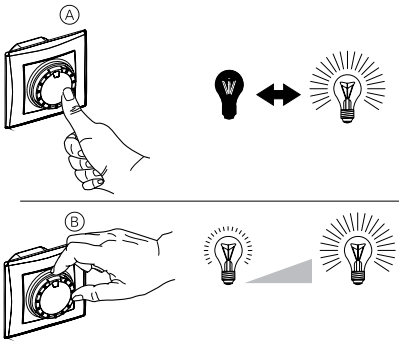

You switch the connected lamps on and off by simply pressing the rotary knob (A).
By turning the rotary knob (B), you dim the lamps brighter or darker.

Connections

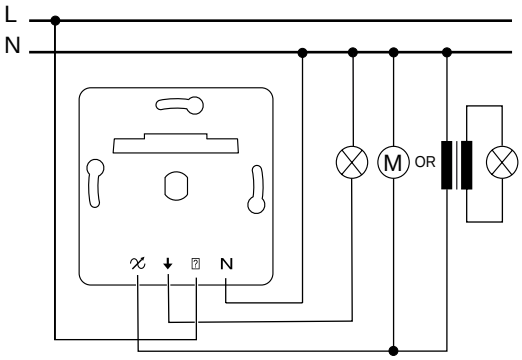

: controlled/dimmed output
: ON/OFF output

Dimensions (mm)

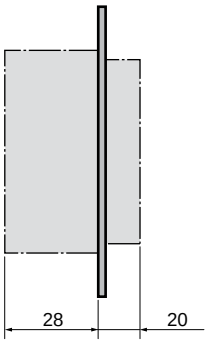

Rotary push-button dimmers
RC, 25-325 VA, two-way
SDN22007XX

Area of application

- Regulation of different loads (see load table) for homes and buildings.
- Suitable for renovation as it allows replacement of a switch or a 2-way switch by a regulator without having to change cables.
- As the regulator reduces the current supplying the load, it allows considerable energy savings.

Technical data

- Rated voltage: 230 V AC ± 10 %, 50 Hz,
- Possibility of connection with a two-way switch or just replace one-way switch,
- IP degree of protection: IP20,
- Conformity mark: CE,
- Standard: EN 60669-2-1,
- Product certification: GOST-R.

Load table

25°C 230 V 50 Hz	1	2	3	4
Max.	325 W	325 W	NO	325 VA
Min.	25 W	25 W		25 VA

1 - Incandescent lamps
2 - Halogen lamps
3 - Low voltage halogen lamps with ferromagnetic transformer
4 - Low voltage halogen lamps with electronic transformers

Connections

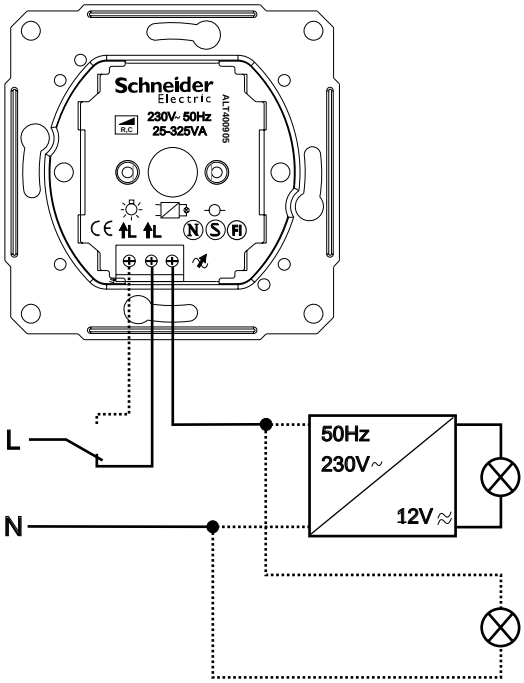

Dimensions (mm)

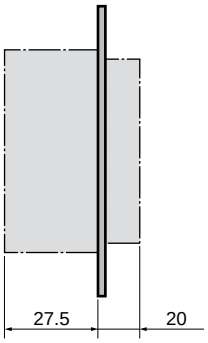

Rotary push-button dimmers
RL, 60-500 VA, two-way
SDN22005XX

Area of application

- Regulation of different loads (see load table) for homes and buildings.
- Suitable for renovation as it allows replacement of a switch or a 2-way switch by a regulator without having to change cables.
- As the regulator reduces the current supplying the load, it allows considerable energy savings.

Technical data

- Rated voltage: 230 V AC ± 10 %, 50 Hz,
- Possibility of connection with a two-way switch or just replace one-way switch,
- Fuse: 2,5 A(H)-230 V AC,
- IP degree of protection: IP20,
- Conformity mark: CE,
- Standard: EN 60669-2-1,
- Product certification: GOST-R.

Load table

25°C 230 V 50 Hz	1	2	3	4
Max. Min.	500 W 60 W	500 W 60 W	500 VA 60 VA	NO

1 - Incandescent lamps
2 - Halogen lamps
3 - Low voltage halogen lamps with ferromagnetic transformer
4 - Low voltage halogen lamps with electronic transformers

Connections

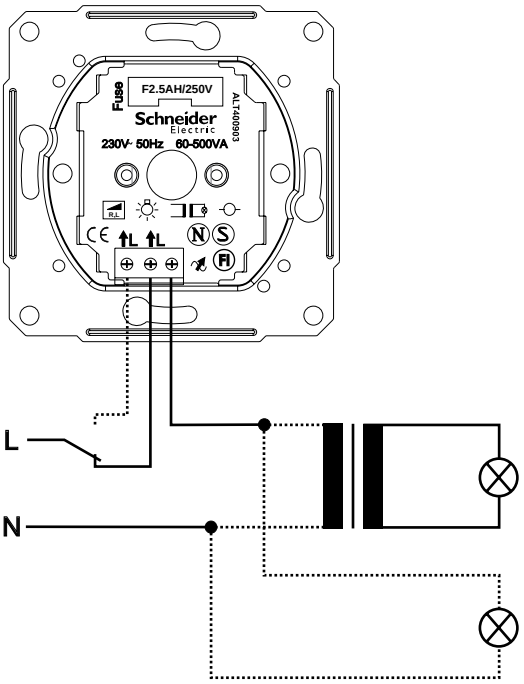

Dimensions (mm)

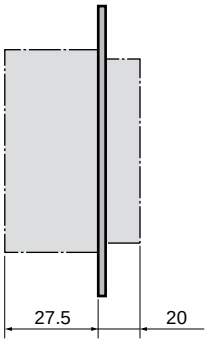

Rotary push-button universal dimmers

RL-RC, 230 V, 420 VA, two-way
SDN22011XX

Area of application

- Regulation of different loads (see load table) for homes and buildings.
- Suitable for renovation as it allows replacement of a switch or a 2-way switch by a regulator without having to change cables.
- As the regulator reduces the current supplying the load, it allows considerable energy savings.

Technical data

- Rated voltage: 230 V AC ± 10 %, 50 Hz,
- Possibility of connection with a two-way switch or just replace one-way switch,
- Switch type: 6 / 1,
- IP degree of protection: IP20,
- Conformity mark: CE,
- Standard: EN 60669-2-1,
- Product certification: FIMKO, NEMKO, SEMKO, VDE.

Load table

25°C 230 V 50 Hz	1	2	3	4	5
Max.	420 W	420 W	420 VA	420 VA	320 VA
Min.	20 W	20 W	20 VA	20 VA	20 VA

1 - Incandescent lamps
2 - Halogen lamps
3 - Low voltage halogen lamps with ferromagnetic transformer
4 - Low voltage halogen lamps with electronic transformers
5 - Low voltage halogen lamps with toroidal transformers

Use

- Dimmer is installed into applicable flush or surface mounted installation box, connections according to the wiring diagram.
- Connected load type (resistive, capacitive and inductive) is detected and regulation algorithm is set automatically by the dimmer. The minimum and maximum light level setting is adjustable. Note: Device is not able to regulate capacitive and inductive loads simultaneously!
- The dimmer is designed using 2-wire topology so it can be used to replace a normal switch.
- Alternative connectors for phase-in (two-way switch used to control light from 2 points) are marked L, and regulated phase out has ⟋ -symbol. Xmarked connector is not connected internally to the dimmer and it can be used as extension joint. All connectors are applicable for 2 x 2,5mm² wires.
- **User interface**

Lights are switched ON / OFF by pushing the knob and light level is regulated by turning the knob. The dimmer uses soft start function when lights are switched ON.

- **Protections**

The dimmer has electronic protection against the short circuit, over voltage, overload and overheat. If electronic protection has activated, to reset the dimmer for normal operation, push the knob. The dimmer also contains single shot thermal fuse.

Connections

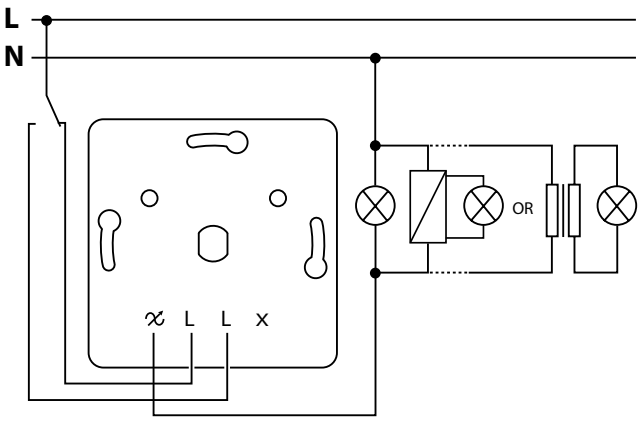

Dimensions (mm)

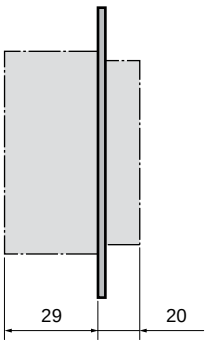

Movement detectors
SDN20002XX

Area of application

- The movement detection control switch switches on the loads, it controls when someone passes through the area of action of the sensor.
- It is suitable for different loads (see load table).
- The control switch allows considerable energy savings since the load is supplied only when people are present.

Technical data

- Voltage range: 230 V AC - 10% + 6%, 50 Hz,
- Main fuse: max 10 A,
- Wires/terminal: max 2 x 2.5 mm^2,
- Parallel connected units: max 10,
- Range: >10 m, >180°,
- Lux adjustment: ≈ 5 - ∞,
- Radio interference protection: CISPR 14,
- IP degree of protection: IP20,
- Conformity mark: CE,
- Standard: EN 60669-2-1,
- Product certification: GOST-R.

Load table

25°C 230 V 50 Hz	1	2	3	4	5	6	7
Max.	2300 W	2000 W	2000 VA*	1150 VA	1050 VA	500 VA	200 VA
Min.	1W	1W	1W	1W	1W	1W	1W

* max 140 µF, cos ø = 0,9

1 - Incandescent lamps
2 - 230 V halogen lamps
3 - Fluorescent tubes
4 - Electronic transformers
5 - Conventional transformers
6 - Energy saving lamps
7 - 1-phase motors

Dimensions (mm)

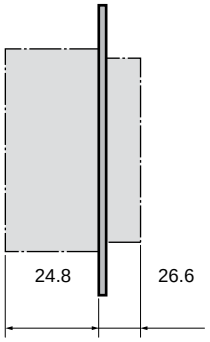

Use

- Neutral must be connected for device to function.
- Max. time delay 20 min – adjust the timer screw to its maximum extent clockwise.
- Device can be connected in parallel.

Important to remember

- Ensure that detector has free view.
- In the case of fluorescent tube load, a switched- on period of at least 10 min for the service life of the fluorescent tube is suitable.



Manoeuvring

- A movement sensor reacts when a heat source (e.g. a person) moves within the area of the detector.
- Product has a switch marked 0-A-1:
  - ○ In the 0 position, the movement sensor is entirely disconnected. In this position it is also possible to test the sensing area when a red LED lights inside the lens in conjunction with a movement.
  - ○ In the A position, the movement sensor is in automatic mode.
  - ○ In the 1 position it is always turned on.

Connections

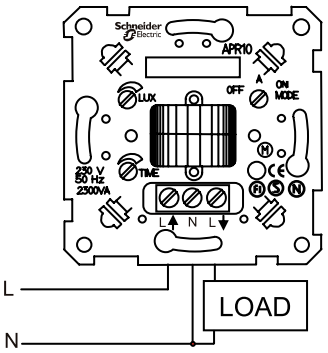

Detection areas

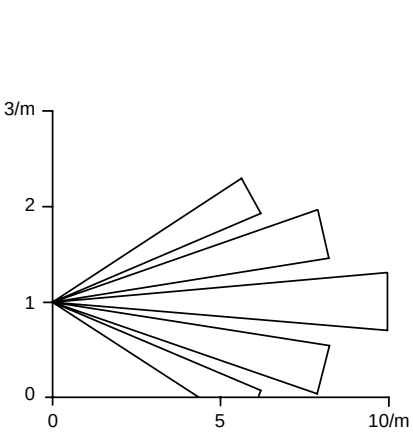

Vertical

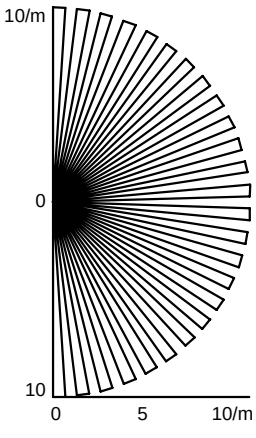

Horizontal

Thermostat
10 A, room thermostat
SDN60001XX

Area of application

Electronic room thermostat is designed for controlling electric heaters like radiators and ceiling heaters.
Room thermosstat is easy to use and install. It includes ON/OFF switch in front panel and trimmer for temperature set point selection. It has one led to indicate when load is connected.
Thermostat full fills EN-60730-2-9 standard and it is RoHS and REACH compliant.

Technical data

- Voltage range: 230 V ac ± 10 %, 50 Hz,
- Max fuse: 16 A,
- Maximum load: 2300 W (10 A, 230 V, cos φ = 1),
- Operation temperature: + 5 °C to + 30 °C,
- Temperature control range: + 5 °C to + 30 °C,
- Storage temperature: - 20 °C to + 60 ° C
- Control accuracy: 1 °C,
- 2-pole switch in front panel,
- Relay: NO (normally open),
- Led: red,
- Wires/terminal: max 2 x 2.5 mm^2
- Terminals have wire protectors (for multicore cables),
- IP degree of protection: IP20,
- Conformity mark: CE,
- Standard: EN 60669-2-1,
- Product certification: GOST-R.

Use

- Put thermostat ON/OFF from the switch in front panel.
- Red light indicates that heating is active.
- Adjusting scale indicates suggestive temperature and suitable temperature should be measured by experience.

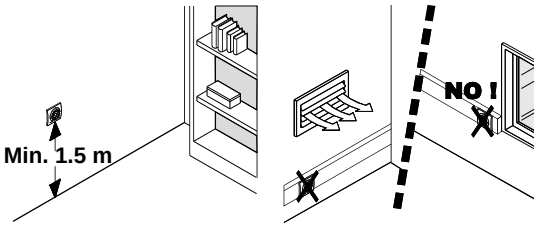

Connections

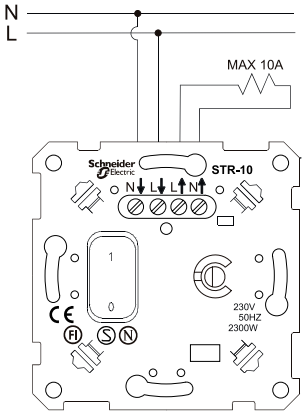

Put thermostat to a mounting box so that connectors are up.
If connection has protective earth (PE) wires use external connectors to connect them together.
Thermostat doesn't have terminals for PE.

Dimensions (mm)

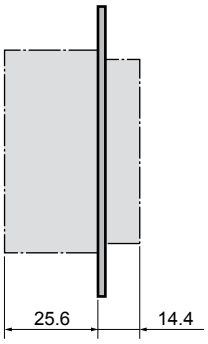

Thermostat
10 A, floor thermostat
SDN60003XX

Area of application

Electronic floor thermostat is designed for floor heating cables and other floor heating applications.
Floor thermostat is easy to use and install. It includes ON/OFF switch in front panel and trimmer for temperature set point selection. It has one led to indicate when load is connected.
Thermostat full fills EN-60730-2-9 standard and it is RoHS and REACH compliant.

Technical data

- Voltage range: 230 V ac ± 10 %, 50 Hz,
- Max fuse: 16 A,
- Maximum load: 2300 W (10 A, 230 V, cos φ = 1),
- Wires/terminal: max 2 x 2,5 mm^2,
- Operation temperature: + 5 °C to + 50 °C,
- Storage temperature: - 20 °C to + 50 °C,
- Temperature control range: + 5 °C to + 50 °C,
- Control accuracy: 1 °C,
- 2-pole switch in front panel,
- Relay: NO (normally open),
- Led: red,
- Terminals have wire protectors (for multicore cables),
- External sensor (attached) 4,0 m double isolated, NTC 10 kΩ at 25 °C,
- IP degree of protection: IP20,
- Conformity mark: CE,
- Standard: EN 60730-2-9,
- Product certification: GOST-R.

Use

- Put thermostat ON/OFF from the switch in front panel.
- Red light indicates that heating is active. Warming of the floor takes several hours.
- Adjusting scale indicates suggestive temperature and suitable temperature should be measured by experience.

Connections

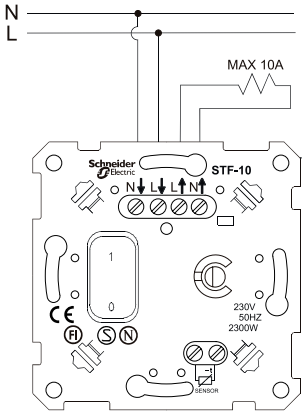

Put thermostat to a mounting box so that connectors are up.
If connection has protective earth (PE) wires use external connectors to connect them together.
Thermostat doesn't have terminals for PE.

Dimensions (mm)

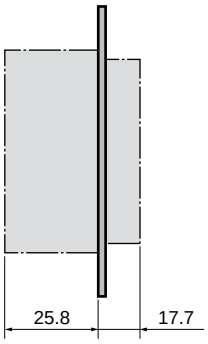

Thermostat

10 A, room thermostat with cooling mode
SDN60011XX

Area of application

Bimetal thermostat with cooling mode can be used to control both heating or cooling systems in dry and closed spaces, such as flats, schools, halls, workshops, etc.

Technical data

- Nominal voltage: 230 V AC
- Temperature adjustment range: 5-30°C
- Nominal current
  - Heating: 10 A resistive and 4 A inductive loads,
  - Cooling: 5 A resistive load and 2 A inductive loads,
- Switching capacity:
  - Heating: 2.2 kW
  - Cooling: 1.1 kW
- Differential gap: approx. 0.5 K
- Maximum humidity: 95 %, no condensation,
- IP degree of protection: IP20,
- Conformity mark: CE,
- Standard: EN 60730-2-9,
- Product certification: GOST-R.

Standards

The inserts is interference-suppressed in accordance with EN 55014 and operates according to operating principles 1C.

Connections

Circuit diagram

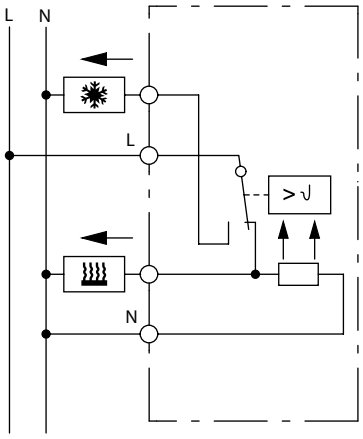

Heating

Cooling

Use

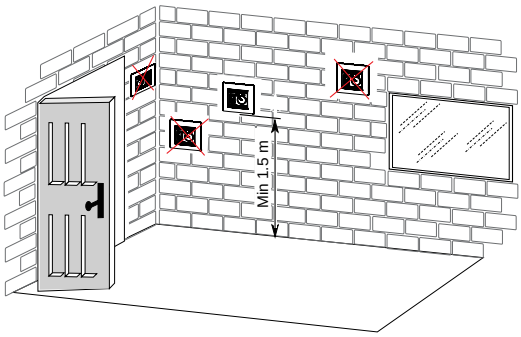

- Installation on interior walls opposite the heat source is preferable
- Mounting height: approx. 1.5 m above the floor
- External walls and draughts from windows and doors should be avoided
- Ensure that the warm air in the room has free access to the controller. Therefore, the controller should not be installed inside shelving units or behind curtains and similar coverings
- External heat affects the accuracy of the control unit adversely. Therefore, avoid direct sunlight, proximity to televisions, radio and heating appliances, lamps, chimneys and heating pipes
- A dimmer also generate heat. If a controller is installed with a dimmer in a shared switch frame, the two should be as far as possible. If they are arranged one on the top of the other, the controller must be below the dimmer.

Commissioning the room temperature control unit

When commissioning the room temperature control unit be aware that the bimetallic element needs time to adjust to the room temperature. Therefore the switching point will deviate from the room temperature directly after installation or after night economy is switched off. The switching points becomes accurate after approx. 1 or 2 hours of operating time.
We therefore recommend an initial set temperature that is higher than actually so that initial heating and initial temperature equalisation are faster. After the desired temperature has been reached the temperature setting can be set to the setpoint value required.
Use the setting knob to set the temperature required. The scale corresponds to a temperature range of approx. 5 - 30°C.

Dimensions (mm)

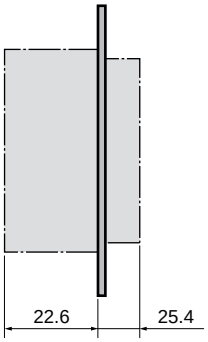

Thermostat
16 A , with comfort function
SDN60002XX

Area of application

This intelligence thermostat is designed for room and floor heating applications. It has graphic display and user can change several parameters to ensure best temperature control in a room. Thermostat includes internal and external temperature sensors. User can choose material of the floor (concrete, wood etc.) and thermostat select best control algorithm for different materials. Most important parameters has been protected by PIN-code like: material of the floor, max and min temperature limits to avoid changes by third parties (like children, tenant, hotel quests etc). Thermostat has input for external set back signal (230V) which reduce (or increase) temperature as user has defined.

Technical data

- Voltage range: 230 V ac ± 10 %, 50 Hz,
- Max fuse: 16 A,
- Maximum load: 3680 W (16 A, 230 V, cos φ = 1),
- Type of relay: NO (can be change to work as NC),
- Wires/terminal: max 2 x 2,5 mm2,
- Connectors: Lift terminals (suitable for flexible cables),
- Display: Graphic
- Temperature set back values: + 4 °C,+ 2,0 °C,- 2 °C,- 4 °C, - 6 °C,- 8 °C,- 20 °C,
- Calibration: yes
- Clock: yes
- Operation temperature: + 5 °C to + 40 °C,
- Storage temperature: - 20 °C to + 60 °C,
- Temperature control range: + 5 °C to + 40 °C,
- Control accuracy: 0,1 °C,
- IP degree of protection: IP20,
- Conformity mark: CE,
- Standard: EN 60669-2-1,
- Product certification: GOST-R.

Dimensions (mm)

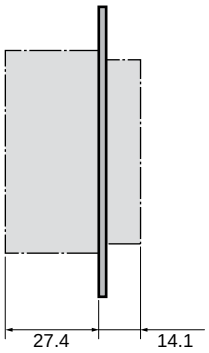

Connections

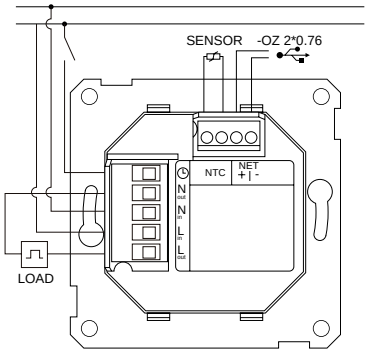

Display

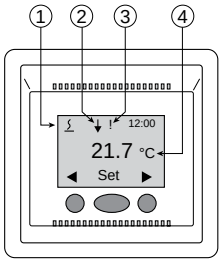

① The floor is heated.
The air is heated.

② The set internal temperature does not match the displayed set temperature because of temperature SetBack or night temperature.

③ ! An exclamation mark signals a fault. The number next to the exclamation mark is the fault code.

When fault codes 1, 2 and 4 appear, the thermostat is not heating.
1 - Fault in floor temperature sensor.
2 - Internal fault.
4 - Overheating.
5 - Fault in control unit temperature measurement.

④ The display shows the set temperature (the measured room temperature is not displayed).

Use

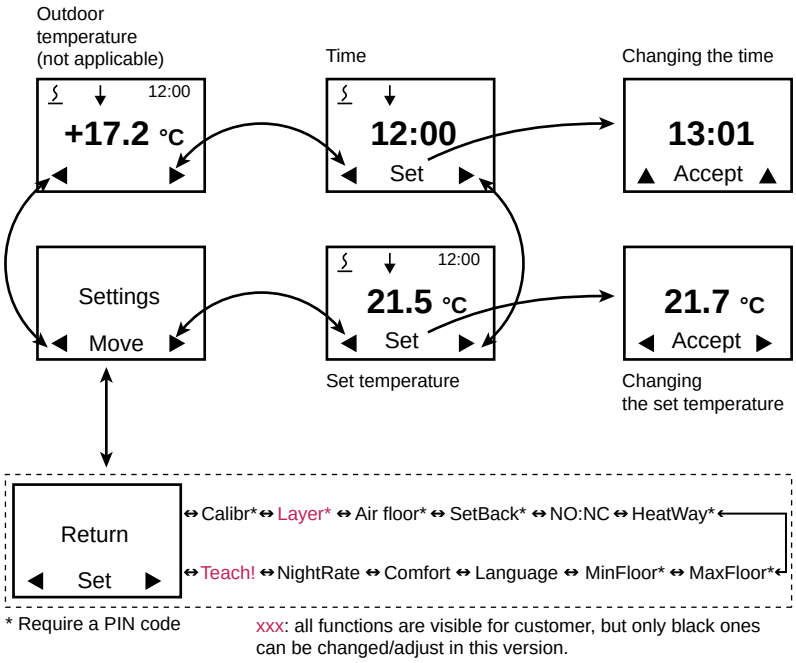

* Require a PIN code

xxx: all functions are visible for customer, but only black ones can be changed/adjust in this version.

Key card switch
SDN19001XX

Area of application

- Particularly recommended for hotel rooms.
- Controls lighting circuits, electrical appliances, electronic equipment, etc.

Technical data

- IP degree of protection: IP20,
- Conformity mark: CE,
- Standard: EN 60669-1,
- Product certifications: S, N, FI, GOST-R.

Connections

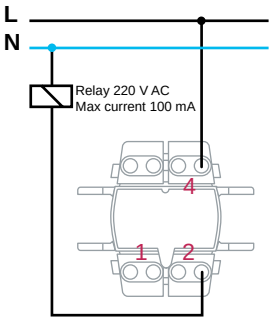

Dimensions (mm)

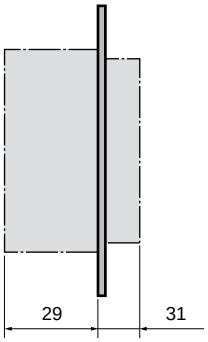

Dimensions (mm)

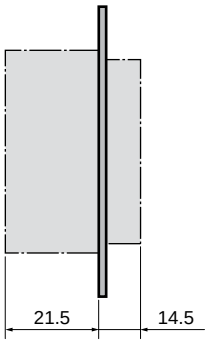

Installation (Lexcom 125/250 STP connectors)

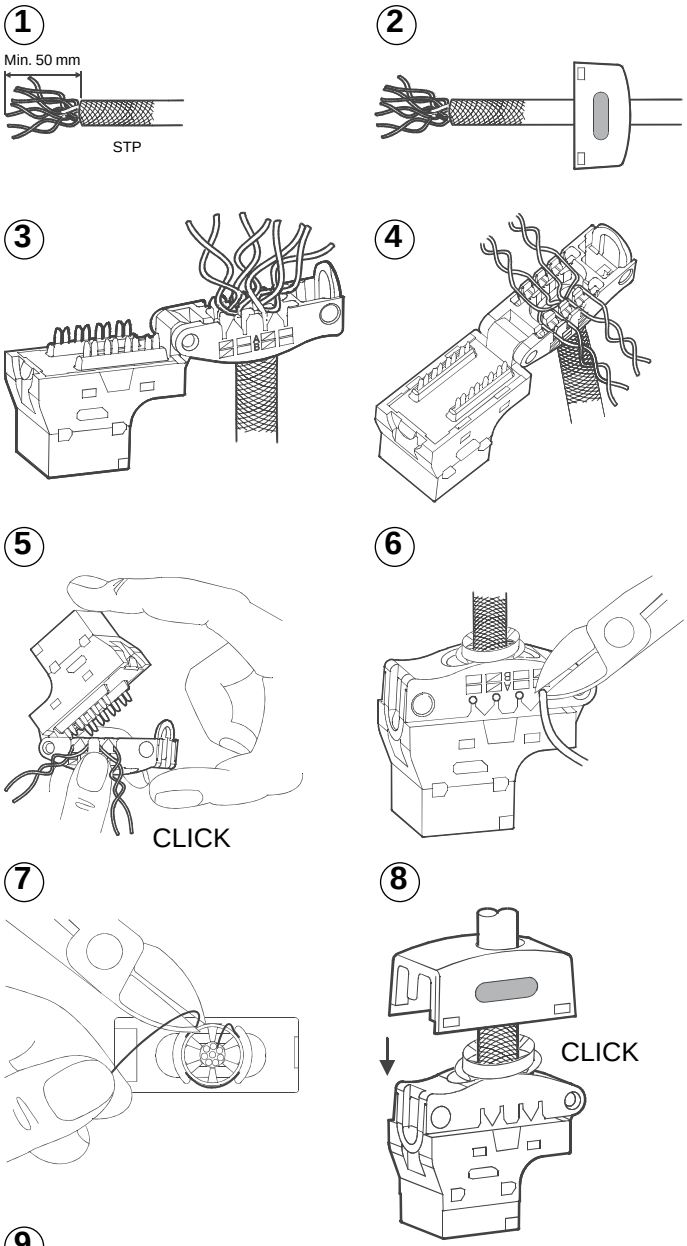

If the connector is fitted in patch panels using mounting frames, the spring clip must be applied.

RJ45 data outlets
(cont'd)

Installation (Lexcom 125/250 UTP connectors)

1

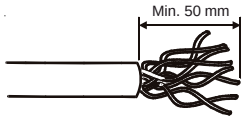

2

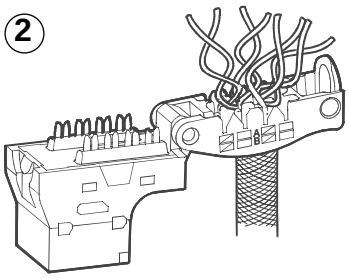

3

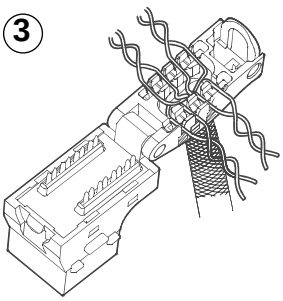

4

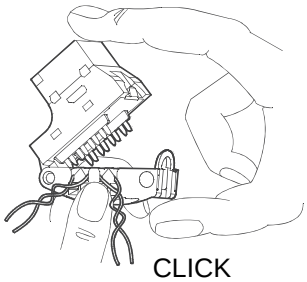

5

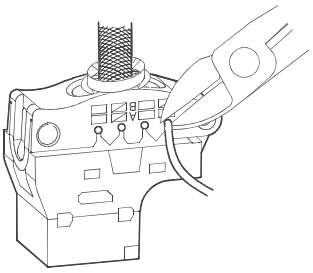

Area of application

Antenna sockets are adapted for connection of radio and television receivers, with land-based or satellite-based analog and digital signals.

Dimensions (mm)

TV connector

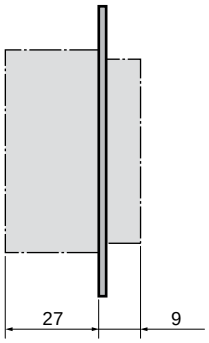

TV/R outlet

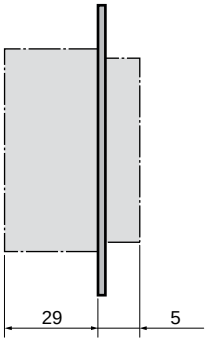

TV/SAT outlet
TV/R/SAT outlet
R-TV/SAT/SAT outlet

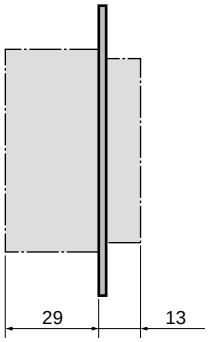

Installation

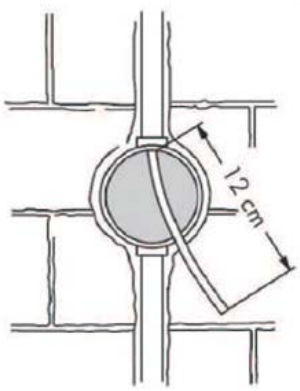

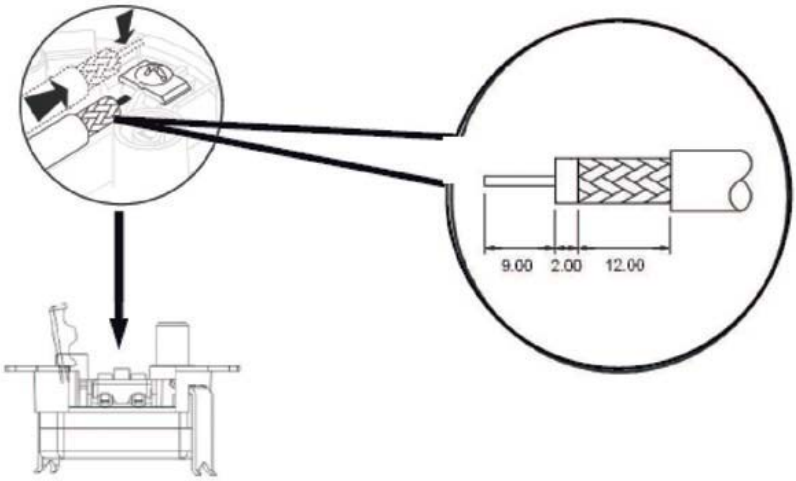

TV/R/SAT outlets
(cont'd)

TV: individual / parallel installation insert

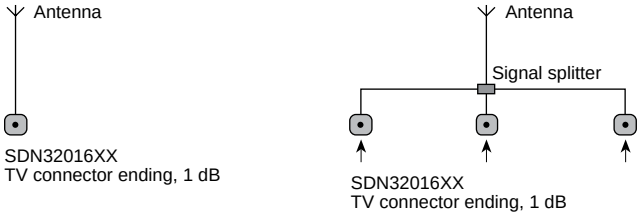

TV/R: individual / parallel installation insert

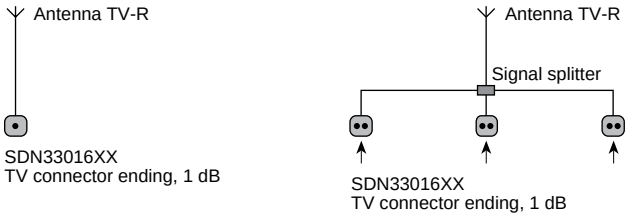

TV/R: linear installation insert

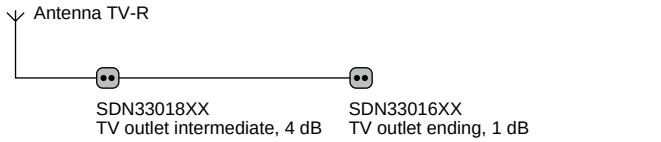

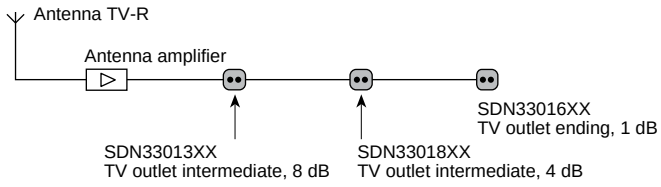

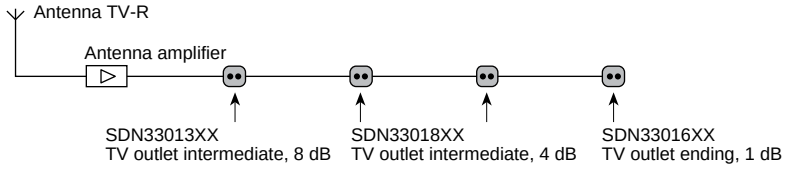

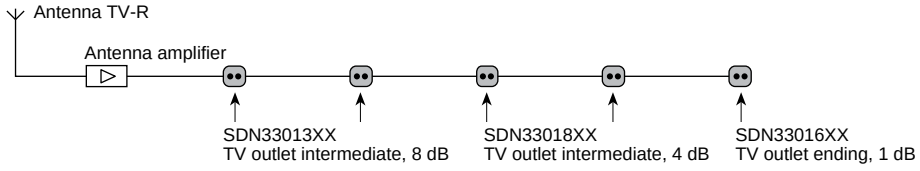

TV/SAT: individual / linear installation insert

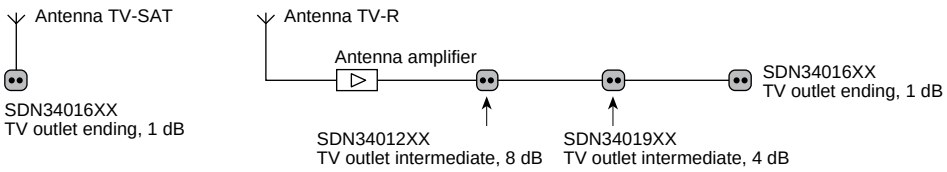

Connections

TV connector, intermediate



TV connector, ending



TV/R outlet, intermediate

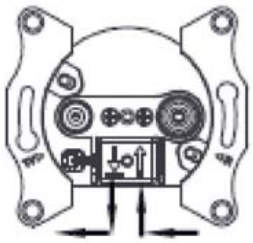

TV/R outlet, ending



TV/SAT outlet, intermediate



TV/SAT outlet, ending



TV/R/SAT outlet, intermediate

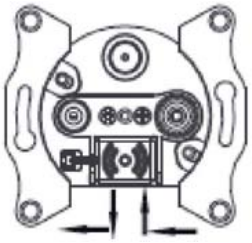

TV/R/SAT outlet, ending

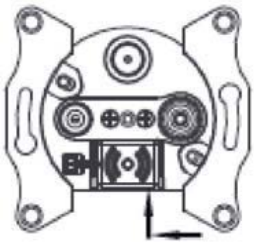

TV/SAT/SAT outlet, ending



Technical data

TV connector

		SDN32018XX	SDN32012XX	SDN32016XX
		Intermediate	Intermediate	Ending
Loss (dB)		-	-	-
Operating frequency (MHz)		5-862	5-862	5-862
Output loss (dB)		4	8	1
Through loss (dB)		-	-	-

TV/R outlets

		SDN33018XX	SDN33013XX	SDN33016XX
		Intermediate	Intermediate	Ending
Loss (dB)		4	8	-
Operating frequency (MHz)	TV	5-862	5-862	5-862
	R	88-125	88-125	88-125
Output loss (dB)	TV	4	8	1
	R	10	10	10
Through loss (dB)		1	1	-

TV/SAT outlets

		SDN34019XX	SDN34012XX	SDN34016XX
		Intermediate	Intermediate	Ending
Loss (dB)		4	8	-
Operating frequency (MHz)	SAT	950-2400	950-2400	950-2400
	TV	5-862	5-862	5-862
Output loss (dB)	SAT	3	3	1
	TV	4	8	1
Through loss (dB)		1	1	-

TV/R/SAT outlets

		SDN35014XX	SDN35012XX	SDN35013XX
		Intermediate	Intermediate	Ending
Loss (dB)		4	8	-
Operating frequency (MHz)	SAT	950-2400	950-2400	950-2400
	TV	5-862	5-862	5-862
	R	88-125	88-125	88-125
Output loss (dB)	SAT	3	3	1
	TV	4	8	1
	R	10	10	10
Through loss (dB)		1	1	-

TV/SAT/SAT outlets

		SDN35021XX		
		Ending		
Loss (dB)		-		
Operating frequency (MHz)	SAT1	5-2400		
	SAT2	950-2400		
	TV	5-862		
Output loss (dB)	SAT1	1		
	SAT2	1		
	TV	1		
Through loss (dB)		-		

Multi gang

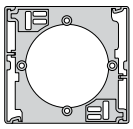

One gang
SDN61001xx

+

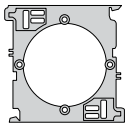

Multi gang
SDN61002xx

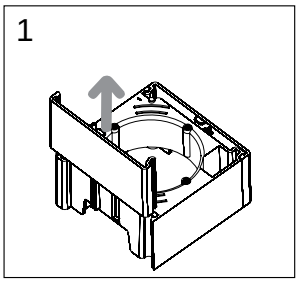

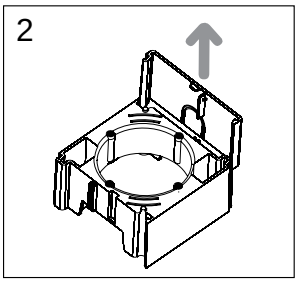

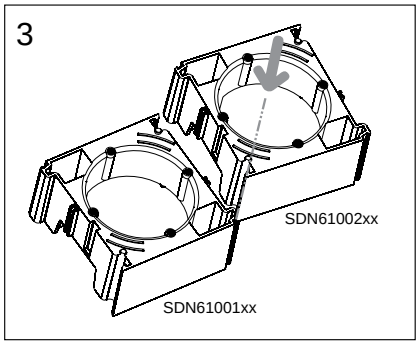

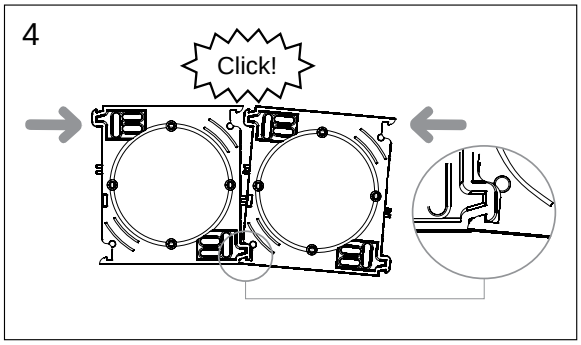

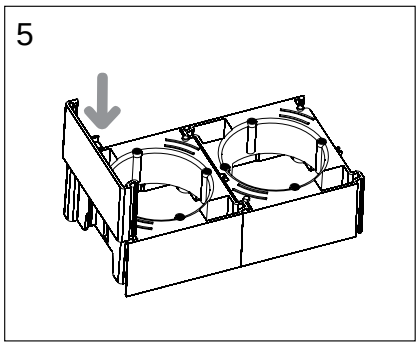

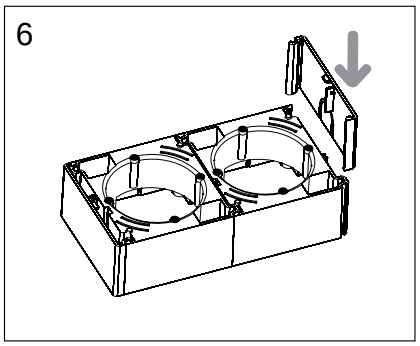

For TV/R, TV/SAT or TV/R/SAT outlets

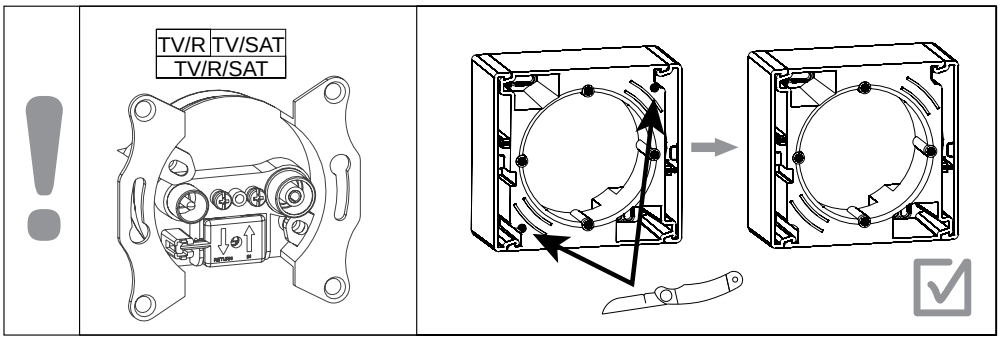

Dimensions (mm)

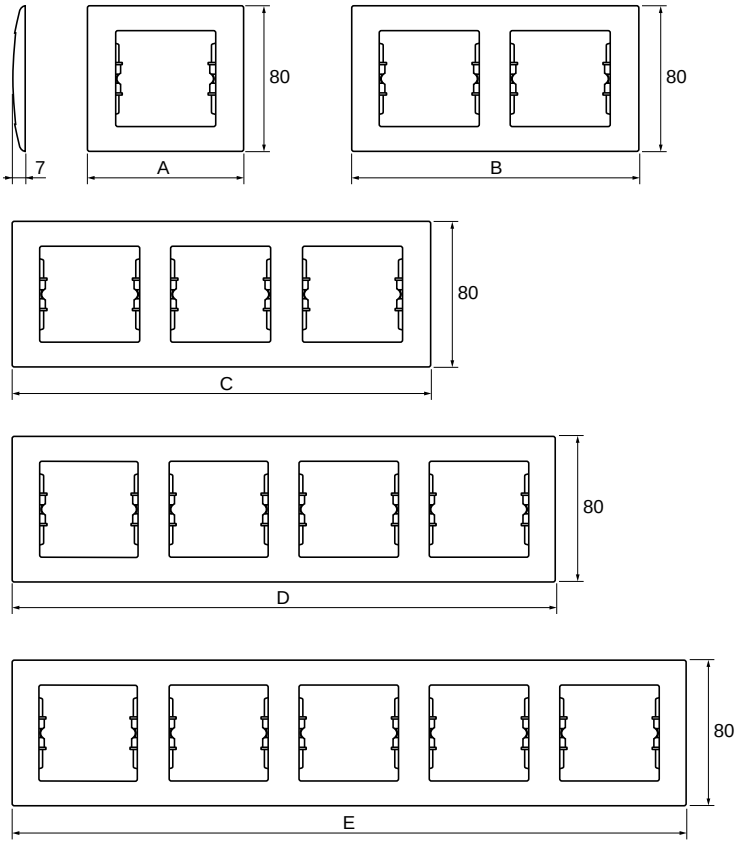

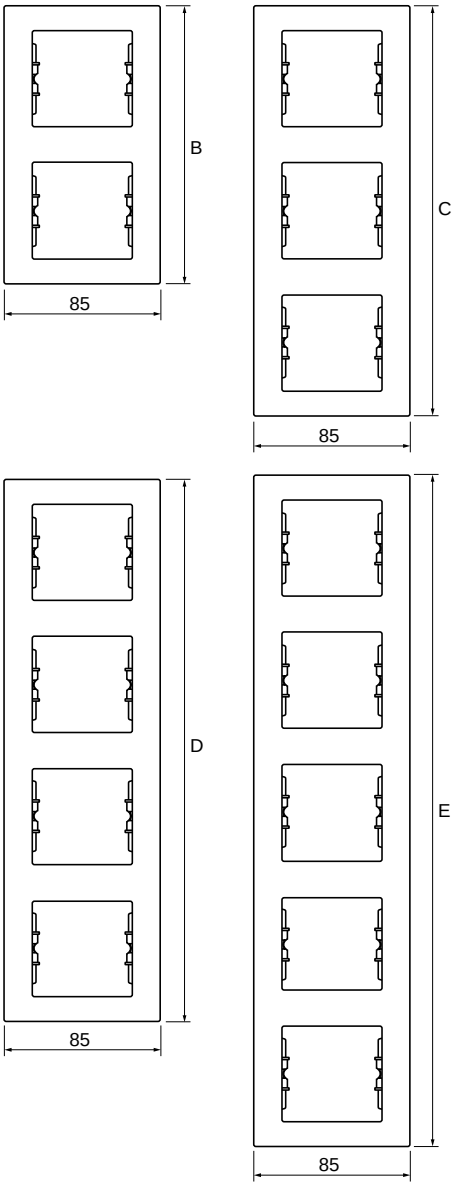

Horizontal frame

1 gang	2 gang	3 gang	4 gang	5 gang
A (mm)	**B** (mm)	**C** (mm)	**D** (mm)	**E** (mm)
85	156	227	299	370

Vertical frame

2 gang	3 gang	4 gang	5 gang
B (mm)	**C** (mm)	**D** (mm)	**E** (mm)
151	222	294	365

1 gang IP44 frame for IP44 switch or IP20 socket-outlet

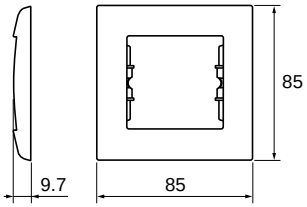

2 gang IP44 frame for IP44 switch or IP20 socket-outlet

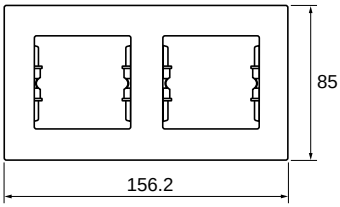

Reference number overview

Ref n° page
SDN0100121 18
SDN0100123 18
SDN0100147 18
SDN0100160 18
SDN0100168 18
SDN0100170 18
SDN0100321 19
SDN0100323 19
SDN0100347 19
SDN0100360 19
SDN0100368 19
SDN0100370 19
SDN0200121 18
SDN0200123 18
SDN0200147 18
SDN0200160 18
SDN0200168 18
SDN0200170 18
SDN0200221 19
SDN0200223 19
SDN0200247 19
SDN0200260 19
SDN0200268 19
SDN0200270 19
SDN0200321 19
SDN0200323 19
SDN0200347 19
SDN0200360 19
SDN0200368 19
SDN0200370 19
SDN0201121 20
SDN0201123 20
SDN0201147 20
SDN0201160 20
SDN0201168 20
SDN0201170 20
SDN0201221 21
SDN0201223 21
SDN0201247 21
SDN0201260 21
SDN0201268 21
SDN0201270 21
SDN0300121 18
SDN0300123 18
SDN0300147 18
SDN0300160 18
SDN0300168 18
SDN0300170 18
SDN0300321 20
SDN0300323 20
SDN0300347 20
SDN0300360 20
SDN0300368 20
SDN0300370 20
SDN0300421 19
SDN0300423 19
SDN0300447 19
SDN0300460 19
SDN0300468 19
SDN0300470 19
SDN0400121 18
SDN0400123 18
SDN0400147 18
SDN0400160 18
SDN0400168 18
SDN0400170 18
SDN0400321 20
SDN0400323 20
SDN0400347 20
SDN0400360 20
SDN0400368 20
SDN0400370 20
SDN0400421 19
SDN0400423 19
SDN0400447 19
SDN0400460 19
SDN0400468 19
SDN0400470 19
SDN0400521 19
SDN0400523 19
SDN0400547 19
SDN0400560 19
SDN0400568 19
SDN0400570 19
SDN0401121 20
SDN0401123 20
SDN0401147 20
SDN0401160 20
SDN0401168 20
SDN0401170 20
SDN0420121 22
SDN0420123 22
SDN0420147 22
SDN0420160 22
SDN0420168 22
SDN0420170 22
SDN0500121 18
SDN0500123 18
SDN0500147 18
SDN0500160 18
SDN0500168 18
SDN0500170 18
SDN0500321 19
SDN0500323 19
SDN0500347 19
SDN0500360 19
SDN0500368 19
SDN0500370 19
SDN0501121 20
SDN0501123 20
SDN0501147 20
SDN0501160 20
SDN0501168 20
SDN0501170 20
SDN0600121 18
SDN0600123 18
SDN0600147 18
SDN0600160 18
SDN0600168 18
SDN0600170 18
SDN0700121 22
SDN0700123 22
SDN0700147 22
SDN0700160 22
SDN0700168 22
SDN0700170 22
SDN0800121 22
SDN0800123 22
SDN0800147 22
SDN0800160 22
SDN0800168 22
SDN0800170 22
SDN0800321 22
SDN0800323 22
SDN0800347 22
SDN0800360 22
SDN0800368 22
SDN0800370 22
SDN0900121 22
SDN0900123 22
SDN0900147 22
SDN0900160 22
SDN0900168 22
SDN0900170 22
SDN0900321 22
SDN0900323 22
SDN0900347 22
SDN0900360 22
SDN0900368 22
SDN0900370 22
SDN1000121 22
SDN1000123 22
SDN1000147 22
SDN1000160 22
SDN1000168 22
SDN1000170 22
SDN1200121 21
SDN1200123 21
SDN1200147 21
SDN1200160 21
SDN1200168 21
SDN1200170 21
SDN1300121 21
SDN1300123 21
SDN1300147 21
SDN1300160 21
SDN1300168 21
SDN1300170 21
SDN1300321 21
SDN1300323 21
SDN1300347 21
SDN1300360 21
SDN1300368 21
SDN1300370 21
SDN1400121 20
SDN1400123 20
SDN1400147 20
SDN1400160 20
SDN1400168 20
SDN1400170 20
SDN1500121 20
SDN1500123 20
SDN1500147 20
SDN1500160 20
SDN1500168 20
SDN1500170 20
SDN1500221 21
SDN1500223 21
SDN1500247 21
SDN1500260 21
SDN1500268 21
SDN1500270 21
SDN1520121 23
SDN1520123 23
SDN1520147 23
SDN1520160 23
SDN1520168 23
SDN1520170 23
SDN1600121 23
SDN1600123 23
SDN1600147 23
SDN1600160 23
SDN1600168 23
SDN1600170 23
SDN1600321 23
SDN1600323 23
SDN1600347 23
SDN1600360 23
SDN1600368 23
SDN1600370 23
SDN1600421 23
SDN1600423 23
SDN1600447 23
SDN1600460 23
SDN1600468 23
SDN1600470 23
SDN1700121 23
SDN1700123 23
SDN1700147 23
SDN1700160 23
SDN1700168 23
SDN1700170 23
SDN1700421 23
SDN1700423 23
SDN1700447 23
SDN1700460 23
SDN1700468 23
SDN1700470 23
SDN1800121 23
SDN1800123 23
SDN1800147 23
SDN1800160 23
SDN1800168 23
SDN1800170 23
SDN1900121 21
SDN1900123 21
SDN1900147 21
SDN1900160 21
SDN1900168 21
SDN1900170 21
SDN2000221 25
SDN2000223 25
SDN2000247 25
SDN2000260 25
SDN2000268 25
SDN2000270 25
SDN2200421 24
SDN2200423 24
SDN2200447 24
SDN2200460 24
SDN2200468 24
SDN2200470 24
SDN2200521 24
SDN2200523 24
SDN2200547 24
SDN2200560 24
SDN2200568 24
SDN2200570 24
SDN2200621 24
SDN2200623 24
SDN2200647 24
SDN2200660 24
SDN2200668 24
SDN2200670 24
SDN2200721 24
SDN2200723 24
SDN2200747 24
SDN2200760 24
SDN2200768 24
SDN2200770 24
SDN2200921 24
SDN2200923 24
SDN2200947 24
SDN2200960 24
SDN2200968 24
SDN2200970 24
SDN2201121 24
SDN2201123 24
SDN2201147 24
SDN2201160 24
SDN2201168 24
SDN2201170 24
SDN2800121 26
SDN2800123 26
SDN2800147 26
SDN2800160 26
SDN2800168 26
SDN2800170 26
SDN2800321 26
SDN2800323 26
SDN2800347 26
SDN2800360 26
SDN2800368 26
SDN2800370 26
SDN2800441 26
SDN2800521 27
SDN2800523 27
SDN2800547 27
SDN2800560 27
SDN2800568 27
SDN2800570 27
SDN2800621 27
SDN2800623 27
SDN2800660 27
SDN2800668 27
SDN2800670 27
SDN2800921 26
SDN2800923 26
SDN2800960 26
SDN2800968 26
SDN2800970 26
SDN2900121 26
SDN2900123 26
SDN2900147 26
SDN2900160 26
SDN2900168 26
SDN2900170 26
SDN3000121 26
SDN3000123 26
SDN3000147 26
SDN3000160 26
SDN3000168 26
SDN3000170 26
SDN3000341 26
SDN3000421 27
SDN3000423 27
SDN3000447 27
SDN3000460 27
SDN3000468 27
SDN3000470 27
SDN3000521 26
SDN3000523 26
SDN3000547 26
SDN3000560 26
SDN3000568 26
SDN3000570 26
SDN3100121 26
SDN3100123 26
SDN3100147 26
SDN3100160 26
SDN3100168 26
SDN3100170 26
SDN3100321 26
SDN3100323 26
SDN3100347 26
SDN3100360 26
SDN3100368 26
SDN3100370 26
SDN3201221 31
SDN3201223 31
SDN3201247 31
SDN3201260 31
SDN3201268 31
SDN3201270 31
SDN3201621 31
SDN3201623 31
SDN3201647 31
SDN3201660 31
SDN3201668 31
SDN3201670 31
SDN3201821 31
SDN3201823 31
SDN3201847 31
SDN3201860 31
SDN3201868 31
SDN3201870 31
SDN3301321 31
SDN3301323 31
SDN3301347 31
SDN3301360 31
SDN3301368 31
SDN3301370 31
SDN3301621 31
SDN3301623 31
SDN3301647 31
SDN3301660 31
SDN3301668 31
SDN3301670 31
SDN3301821 31
SDN3301823 31
SDN3301847 31
SDN3301860 31
SDN3301868 31
SDN3301870 31
SDN3401221 31
SDN3401223 31
SDN3401247 31
SDN3401260 31
SDN3401268 31
SDN3401270 31
SDN3401621 32
SDN3401623 32
SDN3401647 32
SDN3401660 32
SDN3401668 32
SDN3401670 32
SDN3401921 31
SDN3401923 31
SDN3401947 31
SDN3401960 31
SDN3401968 31
SDN3401970 31
SDN3501221 32
SDN3501223 32
SDN3501247 32
SDN3501260 32
SDN3501268 32
SDN3501270 32
SDN3501321 32
SDN3501323 32
SDN3501347 32
SDN3501360 32
SDN3501368 32
SDN3501370 32
SDN3501421 32
SDN3501423 32
SDN3501447 32
SDN3501460 32
SDN3501468 32
SDN3501470 32
SDN3502121 32
SDN3502123 32
SDN3502147 32
SDN3502160 32
SDN3502168 32

SDN3502168.....32
SDN3502170.....32
SDN4101121.....30
SDN4101123.....30
SDN4101147.....30
SDN4101160.....30
SDN4101168.....30
SDN4101170.....30
SDN4201121.....30
SDN4201123.....30
SDN4201147.....30
SDN4201160.....30
SDN4201168.....30
SDN4201170.....30
SDN4300121.....28
SDN4300123.....28
SDN4300147.....28
SDN4300160.....28
SDN4300168.....28
SDN4300170.....28
SDN4300321.....29
SDN4300323.....29
SDN4300347.....29
SDN4300360.....29
SDN4300368.....29
SDN4300370.....29
SDN4300421.....29
SDN4300423.....29
SDN4300447.....29
SDN4300460.....29
SDN4300468.....29
SDN4300470.....29
SDN4300521.....29
SDN4300523.....29
SDN4300547.....29
SDN4300560.....29
SDN4300568.....29
SDN4300570.....29
SDN4300621.....29
SDN4300623.....29
SDN4300647.....29
SDN4300660.....29
SDN4300668.....29
SDN4300670.....29
SDN4400121.....28
SDN4400123.....28
SDN4400147.....28
SDN4400160.....28
SDN4400168.....28
SDN4400170.....28
SDN4400621.....29
SDN4400623.....29
SDN4400647.....29
SDN4400660.....29
SDN4400668.....29
SDN4400670.....29
SDN4500121.....28
SDN4500123.....28
SDN4500147.....28
SDN4500160.....28
SDN4500168.....28
SDN4500170.....28
SDN4600121.....28
SDN4600123.....28
SDN4600147.....28
SDN4600160.....28
SDN4600168.....28
SDN4600170.....28
SDN4700121.....28
SDN4700123.....28
SDN4700147.....28
SDN4700160.....28
SDN4700168.....28
SDN4700170.....28
SDN4800121.....28
SDN4800123.....28
SDN4800147.....28
SDN4800160.....28
SDN4800168.....28
SDN4800170.....28
SDN4900121.....28
SDN4900123.....28
SDN4900147.....28
SDN4900160.....28
SDN4900168.....28
SDN4900170.....28
SDN5000121.....28
SDN5000123.....28
SDN5000147.....28
SDN5000160.....28
SDN5000168.....28
SDN5000170.....28
SDN5100121.....30
SDN5100123.....30
SDN5100147.....30
SDN5100160.....30
SDN5100168.....30
SDN5100170.....30
SDN5200121.....30
SDN5200123.....30
SDN5200147.....30
SDN5200160.....30
SDN5200168.....30
SDN5200170.....30
SDN5200221.....30
SDN5200223.....30
SDN5200247.....30
SDN5200260.....30
SDN5200268.....30
SDN5200270.....30
SDN5400121.....32
SDN5400123.....32
SDN5400147.....32
SDN5400160.....32
SDN5400168.....32
SDN5400170.....32
SDN5500121.....33
SDN5500123.....33
SDN5500147.....33
SDN5500160.....33
SDN5500168.....33
SDN5500170.....33
SDN5600121.....33
SDN5600123.....33
SDN5600147.....33
SDN5600160.....33
SDN5600168.....33
SDN5600170.....33
SDN5800121.....35
SDN5800123.....35
SDN5800133.....35
SDN5800141.....35
SDN5800147.....35
SDN5800160.....35
SDN5800168.....35
SDN5800170.....35
SDN5800321.....35
SDN5800323.....35
SDN5800333.....35
SDN5800341.....35
SDN5800347.....35
SDN5800360.....35
SDN5800368.....35
SDN5800370.....35
SDN5800521.....35
SDN5800523.....35
SDN5800533.....35
SDN5800541.....35
SDN5800547.....35
SDN5800560.....35
SDN5800568.....35
SDN5800570.....35
SDN5800721.....36
SDN5800723.....36
SDN5800733.....36
SDN5800741.....36
SDN5800747.....36
SDN5800760.....36
SDN5800768.....36
SDN5800770.....36
SDN5800921.....37
SDN5800923.....37
SDN5800933.....37
SDN5800941.....37
SDN5800947.....37
SDN5800960.....37
SDN5800968.....37
SDN5800970.....37
SDN5801121.....35
SDN5801123.....35
SDN5801133.....35
SDN5801141.....35
SDN5801147.....35
SDN5801160.....35
SDN5801168.....35
SDN5801170.....35
SDN5801321.....36
SDN5801323.....36
SDN5801333.....36
SDN5801341.....36
SDN5801347.....36
SDN5801360.....36
SDN5801368.....36
SDN5801370.....36
SDN5801521.....37
SDN5801523.....37
SDN5801533.....37
SDN5801541.....37
SDN5801547.....37
SDN5801560.....37
SDN5801568.....37
SDN5801570.....37
SDN5802021.....36
SDN5802023.....36
SDN5802033.....36
SDN5802041.....36
SDN5802047.....36
SDN5802060.....36
SDN5802068.....36
SDN5802070.....36
SDN5810121.....37
SDN5810123.....37
SDN5810147.....37
SDN5810160.....37
SDN5810168.....37
SDN5810170.....37
SDN5810321.....37
SDN5810323.....37
SDN5810347.....37
SDN5810360.....37
SDN5810368.....37
SDN5810370.....37
SDN5900123.....33
SDN6000121.....25
SDN6000123.....25
SDN6000147.....25
SDN6000160.....25
SDN6000168.....25
SDN6000170.....25
SDN6000221.....25
SDN6000223.....25
SDN6000247.....25
SDN6000260.....25
SDN6000268.....25
SDN6000270.....25
SDN6000321.....25
SDN6000323.....25
SDN6000347.....25
SDN6000360.....25
SDN6000368.....25
SDN6000370.....25
SDN6001121.....25
SDN6001123.....25
SDN6001147.....25
SDN6001160.....25
SDN6001168.....25
SDN6001170.....25
SDN6100121.....34
SDN6100123.....34
SDN6100147.....34
SDN6100160.....34
SDN6100168.....34
SDN6100170.....34
SDN6100221.....34
SDN6100223.....34
SDN6100247.....34
SDN6100260.....34
SDN6100268.....34
SDN6100270.....34

ART.XXXX © Schneider Electric - All rights reserved

Schneider Electric Industries SAS
35 rue Joseph Monier
92500 Rueil-Malmaison
France
www.schneider-electric.com

As standards, specifications and designs change from time to time, please ask for confirmation of the information given in this publication.



This document has been printed on ecological paper

Publishing: Schneider Electric Industries SAS
Design: Pemaco, Arriba
Illustrations: Arriba
Photos: Kalice Arnauld Childeric
Printing:

ISC001548

12-2013