32 to 100 A tap-off units for modular devices

Tap-off units

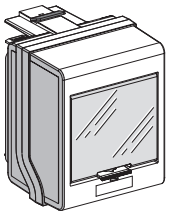

KSB32CM55

Disconnection by unplugging the tap-off unit.

Earthing system arrangement	Busbar trunking / Tap-off unit	TT-TNS-TNC-IT (1) / TT-TNS-TNS-IT (1)
Tap-off polarity		3L + N + PE (2)
Tap-off diagram (e.g. circuit-breaker protection)		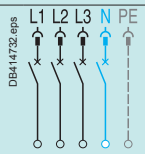

Rating (A)	Number of 18 mm modules (3)	Connection	Max. size (mm²) Flexible	Max. size (mm²) Rigid	Cable gland (4) (not supplied)	Cat. no.	Weight (kg)
32	5	Pre wired	6	10	ISO 32 max.	**KSB32CM55**	0.60

(1) The neutral must be protected or not distributed (3L + PE) for the IT system.
(2) Also suitable for tap-off unit 3L + PE (N not distributed, IT system also possible).
(3) Supplied with blanking plate (1 x 5 divisible).
(4) Maximum diameter for a multipolar cable.

KSB32CM55

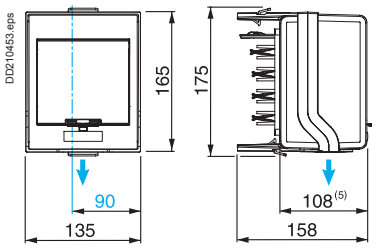

Tap-off units with isolator

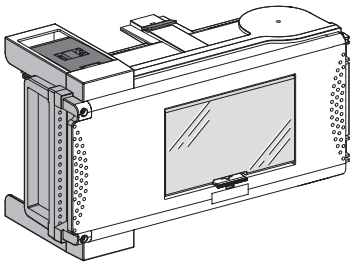

KSB63SM ●8
KSB100SM ●12

Disconnection by opening the tap-off unit cover.

Earthing system arrangement	Busbar trunking / Tap-off unit	TT-TNS-TNC-IT (1) / TT-TNS-TNS-IT (1)	TNC / TNC
Tap-off polarity		3L + N + PE (2)	3L + PEN
Tap-off diagram (e.g. circuit-breaker protection)		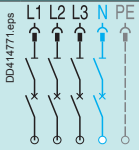	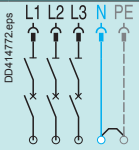

Rating (A)	Number of 18 mm modules (3)	Connection	Max. size (mm²) Flexible	Max. size (mm²) Rigid	Cable gland (4) (not supplied)	Cat. no. (5)	Cat. no. (5)	Weight (kg)
63	8	Copper cable lugs	16	16	ISO 50 max.	**KSB63SM48**	**KSB63SM58**	2.40
100	12	Copper cable lugs	35	35	ISO 63 max.	**KSB100SM412**	**KSB100SM512**	5.00

(1) The neutral must be protected or not distributed (3L + PE) for the IT system.
(2) Also suitable for tap-off unit 3L + PE (N not distributed).
(3) Supplied with blanking plates: (1 x 5 divisible (8 modules) or 2 x 5 divisible (12 modules)).
(4) Maximum diameter for a multipolar cable.
(5) Not compatible with NG circuit breaker, see page 68.

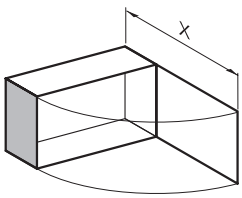

X = 432.5 (KSB63SM●8)
X = 545.5 (KSB100SM●12)

KSB63SM ●8, KSB100SM ●12

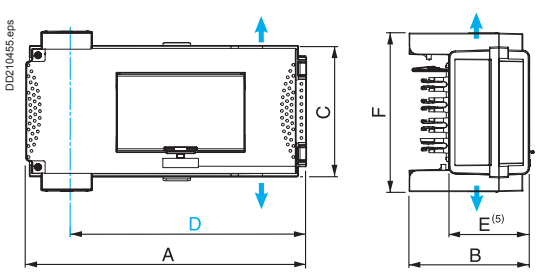

Dim.	63A	100A
A	357	444
B	158	183
C	167	202
D	309	397
E	108	133
F	202	220