iPB pushbuttons

IEC 60669-1 and IEC 60947-5-1

■ iPB pushbuttons are used to control electric circuits by means of pulses.

Catalogue numbers

iPB pushbuttons

Type		Single				Double		Single + indicator light			
		PB105259-40 		PB105260-40 		PB105261-40 					
Diagram		1 NC 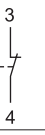		1 NO 	1 NO + 1 NC 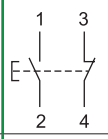	1 NO / 1 NC 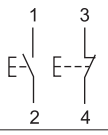	1 NO / 1 NO 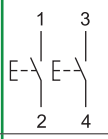	1 NO 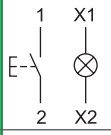	1 NC 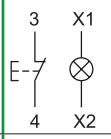	1 NO 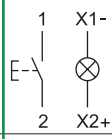	1 NC 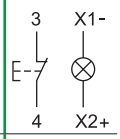
Pushbutton	Colour	Grey	Red	Grey	Grey	Green/red	Grey/grey	Grey	Grey	Grey	Grey
Indicator light	Power supply	-	-	-	-	-	-	110…230 V AC		12…48 V AC/DC	
	Colour	-	-	-	-	-	-	Green	Red	Green	Red
Cat. no.		**A9E18030**	**A9E18031**	**A9E18032**	**A9E18033**	**A9E18034**	**A9E18035**	**A9E18036**	**A9E18037**	**A9E18038**	**A9E18039**
Width in 9 mm modules		2				2		2			

Connection

DB123133

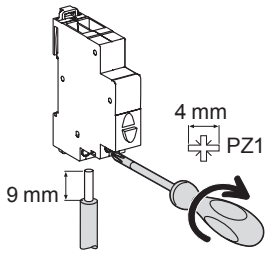

Tightening torque	Copper cables	
	Rigid	Flexible or ferrule
	DB122945 	DB122946 
1 N.m	0.5 mm² min.	0.5 mm² min.
	2 x 2.5 mm² max.	2 x 2.5 mm² max.

■ Phase-separated wall that can be divided to allow the teeth of all types of comb busbar to pass through.
■ Staggered terminals to simplify connection.

Dimensions (mm)

DB122832

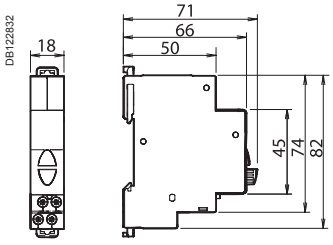

Technical data

Main characteristics	
Pollution degree	3
Power circuit	
Voltage rating (Ue)	250 V AC
Current rating (Ie)	20 A
Additional characteristics	
Endurance (O-C)	30,000 operations AC22 (cos φ = 0.8)
Operating temperature	-35°C... +70°C
Storage temperature	-40°C... +80°C
Tropicalization	Treatment 2 (relative humidity 95 % at 55°C)
LED indicator light	Consumption: 0.3 W
	Service life: 100,000 hours of constant lighting efficiency
	Maintenance-free indicator light (non-interchangeable LEDs)