iIL indicator lights

IEC 60947-5-1

■ iIL indicator lights light up to indicate that a voltage is present.

Catalogue numbers

iIL indicator lights

Type	Single					Double		Flashing light	Three-phase voltage presence indicator light
									
Diagram	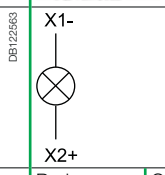					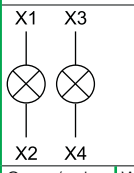		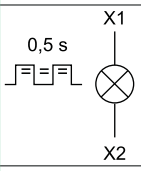	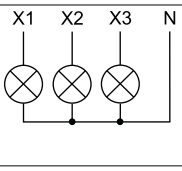
Colour	Red	Green	White	Blue	Yellow	Green/red	White/ white	Red	Red/red/red
Cat. no.									
12...48 V AC/DC	**A9E18330**	**A9E18331**	**A9E18332**	**A9E18333**	**A9E18334**	**A9E18335**	**-**	**-**	**-**
110...230 V AC	**A9E18320**	**A9E18321**	**A9E18322**	**A9E18323**	**A9E18324**	**A9E18325**	**A9E18328**	**A9E18326**	**-**
230...400 V AC (3 phases)	**-**	**-**	**-**	**-**	**-**	**-**	**-**	**-**	**A9E18327**
Width in 9 mm modules	2					2		2	2

Connection

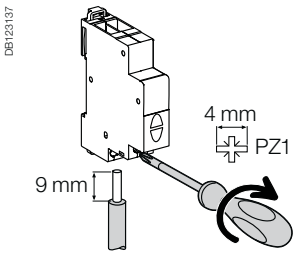

Tightening torque	Copper cables	
	Rigid	Flexible or ferrule
		
1 N.m	0.5 mm^2 min.	0.5 mm^2 min.
	2 x 2.5 mm^2 max.	2 x 2.5 mm^2 max.

■ Phase-separated wall that can be divided to allow the teeth of all types of comb busbar to pass through.
■ Staggered terminals to simplify connection.

Dimensions (mm)

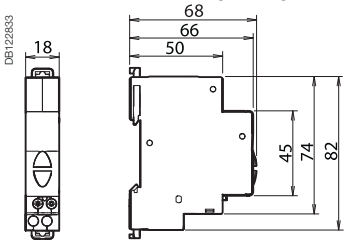

Technical data

Main characteristics	
Pollution degree	3
Power circuit	
Operating frequency	50...60 Hz
Flashing frequency	2 Hz
Additional characteristics	
Operating temperature	-35°C... +70°C
Storage temperature	-40°C... +80°C
Tropicalization	Treatment 2 (relative humidity 95 % at 55°C)
LED indicator light	Consumption per indicator light: 0.3 W
	Service life: 100,000 hours of constant lighting efficiency
	Maintenance-free indicator light (non-interchangeable LEDs)