Schneider Electric Industries SAS
89, boulevard Franklin Roosvelt
F - 92500 Rueil-Malmaison (France)
Tel: +33 (0)1 41 29 85 00

http://www.schneider-electric.com

As standards, specifications and designs change from time to time, please ask for confirmation of the information given in this publication.

Design: Schneider Electric
Photos: Schneider Electric
Printed: Poligrafica San Faustino - made in Italy

MGCE 0108NE6_5

01-08

08 - Schneider Electric - All rights reserved

PK
Industrial
Plugs and Sockets

Catalogue
08



a brand of Schneider Electric

Merlin Gerin

PK industrial plugs and sockets
General index


PB102195


PB102196


PB102197


PB102198

PK plugs and sockets – low voltage

General presentation	4	
Selection guide	10	
Wander plugs - PK PratiKa FAST	14	
Wander plugs - PK PratiKa SCREW and PK	15	
90° Wander plugs	16	
Wall-mounted plugs PK PratiKa FAST and SCREW	17	
Wall-mounted plugs PK	18	NEW
Panel-mounted plugs	19	NEW
System adapters	21	NEW
Plugs with phase inverter	22	
Wander sockets - PK PratiKa FAST	24	
Wander sockets - PK PratiKa SCREW and PK	25	
Wall-mounted sockets - PK PratiKa FAST	26	NEW
Wall-mounted sockets PK PratiKa SCREW and PK	27	NEW
Multiple adapters	29	NEW
Panel-mounted sockets - PK PratiKa FAST	30	
Panel-mounted sockets - PK PratiKa SCREW and PK	32	
Back Box for panel plugs and sockets	34	NEW
Plugs and sockets for container	36	
Domestic panel-mounted sockets	38	NEW

PK plugs and sockets – extra-low voltage

General presentation	40
Selection guide	42
Wander plugs	44
Wall-mounted plugs	45
Wander sockets	46
Wall-mounted sockets	47
Panel-mounted sockets	48

PK sockets with interlock switch

General presentation	50
Selection guide	52
PK Unika series	54
PK Isoblock series	62

Kaedra system

General presentation	72
Selection guide	75
Enclosures for sockets	76
Enclosures with interface	77
Enclosures for modular devices	78
Universal enclosures	79
Functional plaques	80

Technical guide	85
Dimensions	93
General code index	107

PK Plugs and Sockets
Low voltage





Index

General presentation	4	
Selection guide	10	
Wander plugs - PK PratiKa FAST	14	
Wander plugs - PK PratiKa SCREW and PK	15	
90° Wander plugs	16	
Wall-mounted plugs PK PratiKa FAST and SCREW	17	
Wall-mounted plugs PK	18	NEW
Panel-mounted plugs	19	NEW
System adapters	21	NEW
Plugs with phase inverter	22	
Wander sockets - PK PratiKa FAST	24	
Wander sockets - PK PratiKa SCREW and PK	25	
Wall-mounted sockets - PK PratiKa FAST	26	
Wall-mounted sockets PK PratiKa SCREW and PK	27	NEW
Multiple adapters	29	NEW
Panel-mounted sockets - PK PratiKa FAST	30	
Panel-mounted sockets - PK PratiKa SCREW and PK	32	
Back Box for panel plugs and sockets	34	NEW
Plugs and sockets for container	36	
Domestic panel-mounted sockets	38	NEW

PK Plugs and sockets
Low voltage
General presentation

A complete range of high performance industrial plugs and sockets

The PK range of industrial plugs and sockets is basically designed to suit all needs and all kinds of environments: tertiary sector, industry, building sites, workshops, agricultural sector, as well as indoor and outdoor of any kind of building. These sockets are in conformity with the international IEC60309-1 and IEC60309-2 standards.

This wide range of plugs and sockets, which are solid, well-sealed and also resistant to chemical and atmospheric agents, is the result of Schneider's experience and know-how.

- ❑ Very high performance products
- ❑ Easy installation
- ❑ A complete range



PK PratiKa: a world wide patented innovation

This range presents two series, the PK PratiKa **FAST** and PK PratiKa SCREW with innovating solutions in the connection, in the closing and in the cable clamp, for both series.
The FAST patented solution, enables the connection without stripping the conductor and without the use of screws.

These solutions are:
- ❑ fast to connect
- ❑ safe in the use
- ❑ functional and ergonomic
- ❑ easy and intuitive

PK: a complete range of products

PK represents a range of highly functional 16, 32, 63 and 125A low voltage industrial sockets in all the different versions, in conformity with standards.
- ❑ Wander plugs and sockets
- ❑ Wall mounting plugs and sockets
- ❑ Panel mouting plugs and sockets available in different numbers of pole (2P+E 3P+E and 3P+N+E)

PK: domestic sockets

The range of PK domestic sockets has been renewed and new version, with increased characteristics and new Standards, have been created in order to suite most needs in the industrial use:
- ❑ **New** Panel version **IP54** with German and French Standards
- ❑ **New** Panel version **IP65** with German, French, English, Swiss and Italian Standards and the new RJ45 support

PK Plugs and sockets
Low voltage
PK PratiKa



PK PratiKa range

The range consists of two series, both with innovating technical solutions:
-PK PratiKa with **FAST** connection
-PK PratiKa with SCREW connection
Both series are available for the 16A and 32A with degree of protection IP44 and IP67, in the wander, panel, wall, versions.



PK PratiKa with FAST connection

The **FAST** connecting system is the most innovating solution of this series which guarantees the connection without stripping the conductor, in total absence of screw. This logo is the guarantee of the new patented connecting system of the **FAST** series. The logo highlights the **FAST** connection which is dedicated to flexible cables. It is to note the new closing system of the body-handgrip and the cable clamp both available on the wander version.



PK PratiKa with SCREW connection

The same orientation of the clamps' screw avoids the rotation of the body in order to screw them. The heads of the screws are protected and surrounded by profile: the blade of the screwdriver cannot run away from the center during the screwing. The connection in the 16A is granted by a single screw while in the 32A by two.
It is to note the new closing system of the body-handgrip and the cable clamp, both available on the wander version.



NEW

PK PratiKa a growing range

NEW versions have been added to enrich the PratiKa range :
- the Wall Mounted sockets and plugs with the **FAST** and SCREW solution
- the Multiple Way adapters with the LED warning device on each phase
- the System adapters available with new domestic Standards

PK Plugs and sockets
Low voltage
PK PratiKa

PratiKa FAST, the patented solution
The **FAST** patented solution, enables the connection without stripping the conductor and without the use of any screws. It guarantees a constant and everlasting contact pressure avoiding overheating and the need of re-cabling during maintenance. This solution is dedicated to flexible cables both for the 16A and 32A.



PratiKa SCREW
The SCREW version simplifies the most common cabling solution, having introduced the orientation of the screws which are completely open to speed the cabling.





Wander plugs and sockets
The locking and cable clamp devices grant an easy and safe installation.
The lock is guaranteed by a stainless-steel insert (spring) which gives particular solidity and durability to the union of the two parts. The external cable clamp, with its integrated cable-gland can be easily tightened just with the hands, no tool is needed.
Its conception prevents the accidental loosening due to vibrations or mechanical stresses.





Panel sockets
Both straight and angled versions are flanged as to fit directly in all openings of the enclosures of the series Kaedra:
- 65x85mm for the 16A 2P+E and 3P+E
- 90x100mm for the 16A 3P+N+E and for all versions 32A

PK Plugs and sockets
Low voltage
PK PratiKa



NEW

Wall sockets and plugs IP44
Both solutions **FAST** and Screw are now available for surface applications with the new series of Plugs and sockets Pratika Wall IP44. This range extension confirms the performing characteristics of PK PratiKa offering speed mounting on any surface and safe operations for the installer.
In spite of its small dimensions cabling operations are easy and functional thanks to the possibility to separate the contact holder from the back plate.
Robustness due to rigid cover, stainless steel screws and high level of thermoplastic material permit the use in tertiary, industry and any sector.

NEW

Multiple way adapters
This new product is the first on the market to integrate externally a visible LED, World's unique solution, that highlights when the product is powered. This is very useful for the user who can easily see in distance if the power is ON. This solution is available both for the mono-phase version and three-phase versions; in this case the three LEDs indicate if all phases are connected.
An external hook enables the hanging of the product as to give an additional visibility and avoid treading on of heavy machinery.
Its solid body closed by stainless steel screws assures the maximum mechanical resistance.

NEW

System adapters
New Standards have been added to the range in order to enlarge solutions when the conversion from industrial to domestic outlet is needed.
English, French and Swiss standard are now available beside the existing German and Italian versions.

PK Plugs and sockets
Low voltage
PK PratiKa



The world wide innovation

The FAST connection is the great innovation introduced in this range of products and gives great technical and functional advantages to the products as it:
❑ allows the electrical connections without stripping each conductor (standard flexible cables)
❑ guarantees the electrical conductivity and mechanical resistance even if the conductor should be wrongly stripped.



World wide patent

The new range of the PK PratiKa FAST plugs and sockets gives an assembling and cabling real reduction of time of 80% (if compared to the traditional products). Nowadays it is absolutely the fastest on the market. Also the screw version gives a notabily time reduction.

NEW

Wall plugs and sockets

Wall installations both for plugs and sockets can now be realised with PratiKa Wall IP44 available with the **FAST** and the Screw solution, 16A and 32A.

FAST SCREW



Easy and safe installation:

❑ Installing operations are simplified thanks to the possibility of having the contact body completely separated from the back plate.

❑ Once fixed the wall back plate and adjusted to a perfect vertical position, by means of the slots, the insertion of the cable is realised through a threaded nut M25. Cable glands are available as alternative accessory.

❑ Conductor cabling operations take the advantage of wide open space internally due to the separate cover. In the **FAST** model time saving for installer is more and more evident not needing any tool to fix conductors and manipulating directly the contact body.

❑ Closing operations become extremely rapid thanks to the rapid threaded screw. The four fixing points of the cover grant an extreme robustness and solidity to the installed product. The cover can be easily removed for checking connections in complete safety during maintenance.

Its compact structure, stainless steel screws and resistance to most aggressive chemical agents make this range suitable for most of the wall application in any sector.

PK Plugs and sockets
Low voltage
PK series



NEW

Panel plugs 63A and 125A

The PK range has been enlarged with this new panel version of 63A and 125A plugs, designed in the IP67 version. The nickel-plated contacts, the stainless steel screws, and the high performing plastic materials, ensure the maximum protection even in very humid and corrosive environments. These products have a pilot contact which can be used as an auxiliary contact to realise an electrical interlock. (with delayed “close” when inserted, “leading-open” when pulled). (See page 19)



NEW

Domestic panel sockets

A new range of domestic sockets IP54 is now available presenting “shutters” (child protection) in all versions; these devices permit to avoid harmful contact with the sleeves in presence of tension. This new series IP54 has two sizes of flanges: 50x50mm for integrators use due to smallest dimension (OEM) and 65x85mm designed for direct mounting on Kaedra enclosures. (colours Blue, Grey, Black). The alternative watertight version sized 65x85 has been improved to IP65 and it’s available with new standards (colours Grey). (See page 36)



Wander, Wall plugs&sockets and panel sockets 63A and 125A

As for the new plugs above mentioned, this range is designed in the IP67 and it’s available in all executions, voltage and polarities. In addition to the nickel-plated contacts and to the auxiliary pilot contact the main feature of the entire range is the mechanical resistance IK10. A high performing thermoplastic material ensures the use in any aggressive environment in presence of oils and chemical agents. (See pages 15, 18, 25, 28, 32, 33.)



90° Wander plugs

This version allows to reduce the bulk of connection between itself and a panel sockets and limits the mechanical stresses upon the cables, due to the absence of curves. (See page 16.)



Phase inverters

Designed to solve quickly and safely the problems concerning electrical connections of all rotary equipment. In fact it is possible to invert the positions of two plugs pins and, hence, the rotary direction of the motor by using a ordinary screwdriver and without unscrewing the plug to change the cable connection. (See page 22.)



Plugs and sockets for container

These are designed to power refrigerated containers in ports, railway stations and container-ships. They have been built to ensure maximum protection and guaranteed functioning also in highly aggressive and corrosive environments. The wander and panel version are available in the PK PratiKa version. (See page 34.)

PK and PK PratiKa Plugs
Low voltage
Selection guide






PK Plugs 16 - 32A
IEC 60309-1 and IEC 60309-2

Rated current A	Poles and wires	Freq. Hz	Rated voltage V	Clock position of contact	Wander plugs FAST connect IP 44	Wander plugs FAST connect IP 67	Wander plugs IP44	Wander plugs IP67	90° wander plugs IP 44	90° wander plugs IP 67	Wall-mounted plugs IP 44	Wall-mounted plugs IP 67
16A	2 P+⏚	50/60	100-130 Vca	4 h	PKX16M413	PKX16M713	PKE16M413	PKE16M713	81701	81751	83501	83551
	3 P+⏚	50/60		4 h	PKX16M414	PKX16M714	PKE16M414	PKE16M714	81702	81752	83502	83552
	3 P+N+⏚	50/60		4 h	PKX16M415	PKX16M715	PKE16M415	PKE16M715	81703	81753	83503	83553
	2 P+⏚	50/60	200-250 Vca	6 h	PKX16M423	PKX16M723	PKE16M423	PKE16M723	81704	81754	83504	83554
	3 P+⏚	50/60		9 h	PKX16M424	PKX16M724	PKE16M424	PKE16M724	81705	81755	83505	83555
	3 P+N+⏚	50/60		9 h	PKX16M425	PKX16M725	PKE16M425	PKE16M725	81706	81756	83506	83556
	2 P+⏚	50/60	380-415 Vca	9 h	PKX16M433	PKX16M733	PKE16M433	PKE16M733	81707	81757	83507	83557
	3 P+⏚	50/60		6 h	PKX16M434	PKX16M734	PKE16M434	PKE16M734	81708	81758	83508	83558
	3 P+N+⏚	50/60		6 h	PKX16M435	PKX16M735	PKE16M435	PKE16M735	81709	81759	83509	83559
	3 P+⏚	50/60	480-500 Vca	7 h	PKX16M444	PKX16M744	PKE16M444	PKE16M744	81711	81761	83511	83561
	3 P+N+⏚	50/60		7 h	PKX16M445	PKX16M745	PKE16M445	PKE16M745	81712	81762	83512	83562
32 A	2 P+⏚	50/60	100-130 Vca	4 h	PKX32M413	PKX32M713	PKE32M413	PKE32M713	81713	81763	83513	83563
	3 P+⏚	50/60		4 h	PKX32M414	PKX32M714	PKE32M414	PKE32M714	81714	81764	83514	83564
	3 P+N+⏚	50/60		4 h	PKX32M415	PKX32M715	PKE32M415	PKE32M715	81715	81765	83515	83565
	2 P+⏚	50/60	200-250 Vca	6 h	PKX32M423	PKX32M723	PKE32M423	PKE32M723	81716	81766	83516	83566
	3 P+⏚	50/60		9 h	PKX32M424	PKX32M724	PKE32M424	PKE32M724	81717	81767	83517	83567
	3 P+N+⏚	50/60		9 h	PKX32M425	PKX32M725	PKE32M425	PKE32M725	81718	81768	83518	83568
	2 P+⏚	50/60	380-415 Vca	9 h	PKX32M433	PKX32M733	PKE32M433	PKE32M733	81719	81769	83519	83569
	3 P+⏚	50/60		6 h	PKX32M434	PKX32M734	PKE32M434	PKE32M734	81720	81770	83520	83570
	3 P+N+⏚	50/60		6 h	PKX32M435	PKX32M735	PKE32M435	PKE32M735	81721	81771	83521	83571
	3 P+⏚	50/60	CONTAINER	3 h		PKX32M7C4		PKE32M7C4		81799		81599
	3 P+⏚	50/60	480-500 Vca	7 h	PKX32M444	PKX32M744	PKE32M444	PKE32M744	81723	81773	83523	83573
	3 P+N+⏚	50/60		7 h	PKX32M445	PKX32M745	PKE32M445	PKE32M745	81724	81774	83524	83574




PK Plugs 63 - 125A
IEC 60309-1 and IEC 60309-2

63 A	3 P+⏚	50/60	100-130 Vca	4 h				81376				81576
	3 P+N+⏚	50/60		4 h				81377				81577
	2 P+⏚	50/60	200-250 Vca	6 h				81378				81578
	3 P+⏚	50/60		9 h				81379				81579
	3 P+N+⏚	50/60		9 h				81380				81580
	3 P+⏚	50/60	380-415 Vca	6 h				81382				81582
	3 P+N+⏚	50/60		6 h				81383				81583
	3 P+⏚	50/60	480-500 Vca	7 h				81385				81585
	3 P+N+⏚	50/60		7 h				81386				81586
125 A	3 P+⏚	50/60	100-130 Vca	4 h				81388				81588
	3 P+N+⏚	50/60		4 h				81389				81589
	2 P+⏚	50/60	200-250 Vca	6 h				81390				81590
	3 P+⏚	50/60		9 h				81391				81591
	3 P+N+⏚	50/60		9 h				81392				81592
	3 P+⏚	50/60	380-415 Vca	6 h				81394				81594
	3 P+N+⏚	50/60		6 h				81395				81595
	3 P+⏚	50/60	480-500 Vca	7 h				81397				81597
	3 P+N+⏚	50/60		7 h				81398				81598

NEW NEW









Wall-mounted plugs FAST connect		Panel-mounted plugs		Phase inverters							
				Wander-plugs		90° Wander plugs		Wall-mounted plugs		Panel-monted plugs	
IP 44	IP 44	IP 44	IP 67	IP 44	IP 67	IP 44	IP 67	IP 44	IP 67	IP 44	IP 67
PKX16W413	PKE16W413	81801	83851								
PKX16W414	PKE16W414	81802	83852	83904	83914	81726	81776	83526	83576	83826	83876
PKX16W415	PKE16W415	81803	83853	83905	83915	81727	81777	83527	83577	83827	83877
PKX16W423	PKE16W423	81804	83854								
PKX16W424	PKE16W424	81805	83855	83901	83911	81728	81778	83528	83578	83828	83878
PKX16W425	PKE16W425	81806	83856	83906	83916	81729	81779	83529	83579	83829	83879
PKX16W433	PKE16W433	81807	83857								
PKX16W434	PKE16W434	81808	83858	83902	83912	81730	81780	83530	83580	83830	83880
PKX16W435	PKE16W435	81809	83859	83903	83913	81731	81781	83531	83581	83831	83881
PKX16W444	PKE16W444	81811	83861	83907	83917	81732	81782	83532	83582	83832	83882
PKX16W445	PKE16W445	81812	83862	83908	83918	81733	81783	83533	83583	83833	83883
PKX32W413	PKE16W413	81813	83863								
PKX32W414	PKE16W414	81814	83864								
PKX32W415	PKE16W415	81815	83865								
PKX32W423	PKE16W423	81816	83866								
PKX32W424	PKE16W424	81817	83867								
PKX32W425	PKE16W425	81818	83868								
		81819	83869								
PKX32W433	PKE32W433	81820	83870								
PKX32W434	PKE32W434	81821	83871								
PKX32W435	PKE32W435		83899								
PKX32W444	PKE32W444	81823	83873								
PKX32W445	PKE32W445	81824	83874								



			81876
			81877
			81878
			81879
			81880
			81882
			81883
			81885
			81886
			81888
			81889
			81890
			81891
			81892
			81894
			81895
			81897
			81898

Learn how to define your PK PratiKa industrial plugs and sockets

PKX 16 M 4 2 3

Versions
PKX = FAST plug
PKY = FAST socket
PKE = SCREWS plug
PKF = SCREWS socket

Current (A)
16
32

Execution
M = Wander
F = Flush angled (panel mounted)
G = Flush straight (panel mounted)
W = Wall mounted

Protection
4 = IP44
7 = IP67

Voltage
1 = 110V
2 = 220V
3 = 380V
4 = 480V
C = for container

Poles
3 = 2P+ ⏚
4 = 3P+ ⏚
5 = 3P+N+ ⏚

PK and PK PratiKa Sockets
Low voltage
Selection guide



PK Sockets 16 - 32A
IEC 60309-1 and IEC 60309-2

Rated current A	Poles and wires	Frequency Hz	Rated voltage V	Clock position of contact	Wander sockets FAST connect IP 44	Wander sockets FAST connect IP 67	Panel mounted sockets angled FAST connect IP44	Panel mounted sockets angled FAST connect IP67	Panel mounted sockets straight FAST connect IP 44	Panel mounted sockets straight FAST connect IP 67
16A	2 P+⏚	50/60	100-130 Vca	4 h	PKY16M413	PKY16M713	PKY16F413	PKY16F713	PKY16G413	PKY16G713
	3 P+⏚	50/60		4 h	PKY16M414	PKY16M714	PKY16F414	PKY16F714	PKY16G414	PKY16G714
	3 P+N+⏚	50/60		4 h	PKY16M415	PKY16M715	PKY16F415	PKY16F715	PKY16G415	PKY16G715
	2 P+⏚	50/60	200-250 Vca	6 h	PKY16M423	PKY16M723	PKY16F423	PKY16F723	PKY16G423	PKY16G723
	3 P+⏚	50/60		9 h	PKY16M424	PKY16M724	PKY16F424	PKY16F724	PKY16G424	PKY16G724
	3 P+N+⏚	50/60		9 h	PKY16M425	PKY16M725	PKY16F425	PKY16F725	PKY16G425	PKY16G725
	2 P+⏚	50/60	380-415 Vca	9 h	PKY16M433	PKY16M733	PKY16F433	PKY16F733	PKY16G433	PKY16G733
	3 P+⏚	50/60		6 h	PKY16M434	PKY16M734	PKY16F434	PKY16F734	PKY16G434	PKY16G734
	3 P+N+⏚	50/60		6 h	PKY16M435	PKY16M735	PKY16F435	PKY16F735	PKY16G435	PKY16G735
	3 P+⏚	50/60	480-500 Vca	7 h	PKY16M444	PKY16M744	PKY16F444	PKY16F744	PKY16G444	PKY16G744
	3 P+N+⏚	50/60		7 h	PKY16M445	PKY16M745	PKY16F445	PKY16F745	PKY16G445	PKY16G745
32 A	2 P+⏚	50/60	100-130 Vca	4 h	PKY32M413	PKY32M713	PKY32F413	PKY32F713	PKY32G413	PKY32G713
	3 P+⏚	50/60		4 h	PKY32M414	PKY32M714	PKY32F414	PKY32F714	PKY32G414	PKY32G714
	3 P+N+⏚	50/60		4 h	PKY32M415	PKY32M715	PKY32F415	PKY32F715	PKY32G415	PKY32G715
	2 P+⏚	50/60	200-250 Vca	6 h	PKY32M423	PKY32M723	PKY32F423	PKY32F723	PKY32G423	PKY32G723
	3 P+⏚	50/60		9 h	PKY32M424	PKY32M724	PKY32F424	PKY32F724	PKY32G424	PKY32G724
	3 P+N+⏚	50/60		9 h	PKY32M425	PKY32M725	PKY32F425	PKY32F725	PKY32G425	PKY32G725
	2 P+⏚	50/60	380-415 Vca	9 h	PKY32M433	PKY32M733	PKY32F433	PKY32F733	PKY32G433	PKY32G733
	3 P+⏚	50/60		6 h	PKY32M434	PKY32M734	PKY32F434	PKY32F734	PKY32G434	PKY32G734
	3 P+N+⏚	50/60		6 h	PKY32M435	PKY32M735	PKY32F435	PKY32F735	PKY32G435	PKY32G735
	3 P+⏚	50/60	CONTAINER	3 h		PKY32M7C4		PKY32F7C4		PKY32G7C4
	3 P+⏚	50/60	480-500 Vca	7 h	PKY32M444	PKY32M744	PKY32F444	PKY32F744	PKY32G444	PKY32G744
	3 P+N+⏚	50/60		7 h	PKY32M445	PKY32M745	PKY32F445	PKY32F745	PKY32G445	PKY32G745

PK Sockets 63 - 125A
IEC 60309-1 and IEC 60309-2

63 A	3 P+⏚	50/60	100-130 Vca	4 h						
	3 P+N+⏚	50/60		4 h						
	2 P+⏚	50/60	200-250 Vca	6 h						
	3 P+⏚	50/60		9 h						
	3 P+N+⏚	50/60		9 h						
	3 P+⏚	50/60	380-415 Vca	6 h						
	3 P+N+⏚	50/60		6 h						
	3 P+⏚	50/60	480-500 Vca	7 h						
	3 P+N+⏚	50/60		7 h						
125 A	3 P+⏚	50/60	100-130 Vca	4 h						
	3 P+N+⏚	50/60		4 h						
	2 P+⏚	50/60	200-250 Vca	6 h						
	3 P+⏚	50/60		9 h						
	3 P+N+⏚	50/60		9 h						
	3 P+⏚	50/60	380-415 Vca	6 h						
	3 P+N+⏚	50/60		6 h						
	3 P+⏚	50/60	480-500 Vca	7 h						
	3 P+N+⏚	50/60		7 h						









Wander sockets		Panel mounted sockets				Wall-mounted sockets		Wall-mounted sockets		
		angled		straight		FAST Connection		Small		
IP 44	IP 67	IP 44	IP 67	IP 44	IP 67	IP 44	IP 44	IP 67	IP 44	IP 67
PKF16M413	PKF16M713	PKF16F413	PKF16F713	PKF16G413	PKF16G713	PKY16W413	PKF16W413	PKF16W713	83101	83151
PKF16M414	PKF16M714	PKF16F414	PKF16F714	PKF16G414	PKF16G714	PKY16W414	PKF16W414	PKF16W714	83102	83152
PKF16M415	PKF16M715	PKF16F415	PKF16F715	PKF16G415	PKF16G715	PKY16W415	PKF16W415	PKF16W715	83103	83153
PKF16M423	PKF16M723	PKF16F423	PKF16F723	PKF16G423	PKF16G723	PKY16W423	PKF16W423	PKF16W723	83104	83154
PKF16M424	PKF16M724	PKF16F424	PKF16F724	PKF16G424	PKF16G724	PKY16W424	PKF16W424	PKF16W724	83105	83155
PKF16M425	PKF16M725	PKF16F425	PKF16F725	PKF16G425	PKF16G725	PKY16W425	PKF16W425	PKF16W725	83106	83156
PKF16M433	PKF16M733	PKF16F433	PKF16F733	PKF16G433	PKF16G733	PKY16W433	PKF16W433	PKF16W733	83107	83157
PKF16M434	PKF16M734	PKF16F434	PKF16F734	PKF16G434	PKF16G734	PKY16W434	PKF16W434	PKF16W734	83108	83158
PKF16M435	PKF16M735	PKF16F435	PKF16F735	PKF16G435	PKF16G735	PKY16W435	PKF16W435	PKF16W735	83109	83159
PKF16M444	PKF16M744	PKF16F444	PKF16F744	PKF16G444	PKF16G744	PKY16W444	PKF16W444	PKF16W744	83111	83161
PKF16M445	PKF16M745	PKF16F445	PKF16F745	PKF16G445	PKF16G745	PKY16W445	PKF16W445	PKF16W745	83112	83162
PKF32M413	PKF32M713	PKF32F413	PKF32F713	PKF32G413	PKF32G713	PKY32W413	PKF32W413	PKF32W713	83113	83163
PKF32M414	PKF32M714	PKF32F414	PKF32F714	PKF32G414	PKF32G714	PKY32W414	PKF32W414	PKF32W714	83114	83164
PKF32M415	PKF32M715	PKF32F415	PKF32F715	PKF32G415	PKF32G715	PKY32W415	PKF32W415	PKF32W715	83115	83165
PKF32M423	PKF32M723	PKF32F423	PKF32F723	PKF32G423	PKF32G723	PKY32W423	PKF32W423	PKF32W723	83116	83166
PKF32M424	PKF32M724	PKF32F424	PKF32F724	PKF32G424	PKF32G724	PKY32W424	PKF32W424	PKF32W724	83117	83167
PKF32M425	PKF32M725	PKF32F425	PKF32F725	PKF32G425	PKF32G725	PKY32W425	PKF32W425	PKF32W725	83118	83168
PKF32M433	PKF32M733	PKF32F433	PKF32F733	PKF32G433	PKF32G733	PKY32W433	PKF32W433	PKF32W733	83119	83169
PKF32M434	PKF32M734	PKF32F434	PKF32F734	PKF32G434	PKF32G734	PKY32W434	PKF32W434	PKF32W734	83120	83170
PKF32M435	PKF32M735	PKF32F435	PKF32F735	PKF32G435	PKF32G735	PKY32W435	PKF32W435	PKF32W735	83121	83171
	PKF32M7C4		PKF32F7C4		PKF32G7C4			PKF32W7C4		81199
PKF32M444	PKF32M744	PKF32F444	PKF32F744	PKF32G444	PKF32G744	PKY32W444	PKF32W444	PKF32W744	83123	83173
PKF32M445	PKF32M745	PKF32F445	PKF32F745	PKF32G445	PKF32G745	PKY32W445	PKF32W445	PKF32W745	83124	83174






	81476 81477		81276 81277		81676 81677					81176 81177
	81478 81479 81480		81278 81279 81280		81678 81679 81680					81178 81179 81180
	81482 81483		81282 81283		81682 81683					81182 81183
	81485 81486		81285 81286		81685 81686					81185 81186
	81488 81489		81288 81289		81688 81689					81188 81189
	81490 81491 81492		81290 81291 81292		81690 81691 81692					81190 81191 81192
	81494 81495		81294 81295		81694 81695					81194 81195
	81497 81498		81297 81298		81697 81698					81197 81198

PK Plugs and sockets
Low voltage
Wander plugs
FAST connection, without screws


PB102226

Functions
Designed to supply fixed or movable equipment by a flexible cable.

Characteristics
- Degree of protection, according to IEC 60529:
  - PK PratiKa: 16 and 32A, IP44 and IP 67;
- Degree of protection against external mechanical impacts, according to EN 50102 :IK08
- Resistance to fire and abnormal heat, according to IEC 60695-2-1: 850°C (glow wire test)
- Materials:
  - housing made of self-extinguishing engineering polymer
  - pins made of nickel-plated brass
  - springs and pins made of stainless steel
- cable entry:

In	IP 44 / IP 67 fair-lead and cable clamp
16 A	8 - 15 mm
32 A	11,5 - 21 mm

- connection terminals :
  - fast connection without screws and without stripping the conductor
- maximum cross section of conductors:

In	Stranded wire cables / flexible cables (IEC60309-1/A1 and 60309-2/A1)
16 A	1 to 2,5 mm²
32 A	2,5 to 6 mm²


PG140961

PKX16M423

PK PratiKa
Code of wander plugs

IP 44

rated current	poles and wired	rated voltage 100-130V	200-250V	380-415V	480-500V
16A	2P+⏚	PKX16M413	PKX16M423	PKX16M433	
	3P+⏚	PKX16M414	PKX16M424	PKX16M434	PKX16M444
	3P+N+⏚	PKX16M415	PKX16M425	PKX16M435	PKX16M445
32A	2P+⏚	PKX32M413	PKX32M423	PKX32M433	
	3P+⏚	PKX32M414	PKX32M424	PKX32M434	PKX32M444
	3P+N+⏚	PKX32M415	PKX32M425	PKX32M435	PKX32M445


PG140975

PKX16M733

IP 67

rated current	poles and wires	rated voltage 100-130V	200-250V	380-415V	480-500V
16A	2P+⏚	PKX16M713	PKX16M723	PKX16M733	
	3P+⏚	PKX16M714	PKX16M724	PKX16M734	PKX16M744
	3P+N+⏚	PKX16M715	PKX16M725	PKX16M735	PKX16M745
32A	2P+⏚	PKX32M713	PKX32M723	PKX32M733	
	3P+⏚	PKX32M714	PKX32M724	PKX32M734	PKX32M744
	3P+N+⏚	PKX32M715	PKX32M725	PKX32M735	PKX32M745

PK Plugs and sockets
Low voltage
Wander plugs
SCREW connection


PB102227

Functions
Designed to supply fixed or movable equipment by a flexible cable.

Characteristics
- Degree of protection, according to IEC 60529:
  - PK PratiKa: 16 and 32A IP44 and IP 67;
    PK: 63 and 125A IP67
- Pilot contact available in the 63A and 125A
- Degree of protection against external mechanical impacts, according to EN 50102 :IK08
- Resistance to fire and abnormal heat, according to IEC 60695-2-1: 850°C (glow wire test)
- Materials:
  - housing made of self-extinguishing engineering polymer
  - pins made of nickel-plated brass
  - springs and pins made of stainless steel
- cable entry:

In	IP44/IP67 fair-lead and cable clamp	IP67 cable gland
16A	8 – 15 mm	
32A	11,5 – 21 mm	
63A		17 - 31 mm / PG 36
125A		26 - 48 mm / PG 48

- connection terminals:
  - captive screws, completely loosened
  - maximum cross section of conductors:

In	Solid cables / stranded wire cables / flexible cables
16A	1 to 4 mm²
32A	2,5 to 10 mm²
63A	6 to 25 mm²
125A	16 to 70 mm²


PG140039

PKE16M423

PK PratiKa
Code of wander plugs

IP 44

rated current	poles and wired	rated voltage 100-130V	200-250V	380-415V	480-500V
16A	2P+ ⏚	PKE16M413	PKE16M423	PKE16M433	
	3P+ ⏚	PKE16M414	PKE16M424	PKE16M434	PKE16M444
	3P+N+ ⏚	PKE16M415	PKE16M425	PKE16M435	PKE16M445
32A	2P+ ⏚	PKE32M413	PKE32M423	PKE32M433	
	3P+ ⏚	PKE32M414	PKE32M424	PKE32M434	PKE32M444
	3P+N+ ⏚	PKE32M415	PKE32M425	PKE32M435	PKE32M445


PG149053

PKE16M733

IP 67

rated current	poles and wires	rated voltage 100-130V	200-250V	380-415V	480-500V
16A	2P+ ⏚	PKE16M713	PKE16M723	PKE16M733	
	3P+ ⏚	PKE16M714	PKE16M724	PKE16M734	PKE16M744
	3P+N+ ⏚	PKE16M715	PKE16M725	PKE16M735	PKE16M745
32A	2P+ ⏚	PKE32M713	PKE32M723	PKE32M733	
	3P+ ⏚	PKE32M714	PKE32M724	PKE32M734	PKE32M744
	3P+N+ ⏚	PKE32M715	PKE32M725	PKE32M735	PKE32M745


PG149011

81395

PK
IP 67

rated current	poles and wires	rated voltage 100-130V	200-250V	380-415V	480-500V
63A	2P+ ⏚		81378		
	3P+ ⏚	81376	81379	81382	81385
	3P+N+ ⏚	81377	81380	81383	81386
125A	2P+ ⏚		81390		
	3P+ ⏚	81388	81391	81394	81397
	3P+N+ ⏚	81389	81392	81395	81398

PK Plugs and sockets
Low voltage
90° wander plugs



Functions
They have the advantage of not being very thick.

Characteristics
- Degree of protection, according to IEC 60529:
  - 16 and 32A IP44 and IP 67
- Degree of protection against external mechanical impacts, according to EN 50102 :IK08
- Resistance to fire and abnormal heat, according to IEC 60695-2-1: 850°C (glow wire test)
- Materials :
  - housing made of self-extinguishing engineering polymer
  - pins made of nickel-plated brass
  - stainless steel screw
- cable entry:

In	IP 44 / IP 67 fair-lead	IP 67 cable gland
16 A	8 - 15 mm	PG 16 (PG 21 5P)
32 A	11,5 - 21 mm	PG 21

- connection terminals :
  - captive screws, completely loosened
  - maximum cross section of conductors:

In	Solid cables / stranded wire cables / flexible cables
16 A	1 to 4 mm²
32 A	2,5 to 10 mm²



81704

Code of 90° wander plugs

IP 44

rated current	poles and wires	rated voltage 100-130V	200-250V	380-415V	480-500V
16A	2P+⏚	81701	81704	81707	
	3P+⏚	81702	81705	81708	81711
	3P+N+⏚	81703	81706	81709	81712
32A	2P+⏚	81713	81716	81719	
	3P+⏚	81714	81717	81720	81723
	3P+N+⏚	81715	81718	81721	81724



81770

IP 67

rated current	poles and wires	rated voltage 100-130V	200-250V	380-415V	480-500V
16A	2P+⏚	81751	81754	81757	
	3P+⏚	81752	81755	81758	81761
	3P+N+⏚	81753	81756	81759	81762
32A	2P+⏚	81763	81766	81769	
	3P+⏚	81764	81767	81770	81773
	3P+N+⏚	81765	81768	81771	81774

PK Plugs and sockets
Low voltage
Wall-mounted plugs

NEW



Functions
They can be installed on an appliance to enable supply by wander socket.

Characteristics
- Degree of protection, according to IEC 60529: IP44
- Degree of protection against external mechanical impacts, according to EN 50102 :IK08
- Resistance to fire and abnormal heat, according to IEC 60695-2-1: 750°C (glow wire test)
- Materials :
  - housing made of self-extinguishing engineering polymer
  - pins made of nickel-plated brass
  - stainless steel screws
- cable entry:

In	cable diameter	IP44 cable entry
16A	21,5 mm	M25 threaded nut
32A	21,5 mm	M25 threaded nut

- connection terminals :
  - FAST connection: fast connection without screws and without stripping the conductor
  - SCREW connection: captive screws, completely loosened

NEW

PK PratiKa

In	Stranded wire cables / flexible cables (IEC60309-1/A1 and 60309-2/A1)
16 A	1 to 2,5 mm²
32 A	2,5 to 6 mm²



PKX16W435

Code of wall mounted Plugs PK PratiKa FAST version IP 44

rated current	poles and wires	rated voltage 100-130V	200-250V	380-415V	480-500V
16A	2P+⏚	PKX16W413	PKX16W423	PKX16W433	
	3P+⏚	PKX16W414	PKX16W424	PKX16W434	PKX16W444
	3P+N+⏚	PKX16W415	PKX16W425	PKX16W435	PKX16W445
32A	2P+⏚	PKX32W413	PKX32W423	PKX32W433	
	3P+⏚	PKX32W414	PKX32W424	PKX32W434	PKX32W444
	3P+N+⏚	PKX32W415	PKX32W425	PKX32W435	PKX32W445

NEW

In	Solid cables / stranded wire cables / flexible cables
16A	1 to 4 mm²
32A	2,5 to 10 mm²



PKE16W435

Code of wall mounted Plugs PK PratiKa SCREW version IP 44

rated current	poles and wires	rated voltage 100-130V	200-250V	380-415V	480-500V
16A	2P+⏚	PKE16W413	PKE16W423	PKE16W433	
	3P+⏚	PKE16W414	PKE16W424	PKE16W434	PKE16W444
	3P+N+⏚	PKE16W415	PKE16W425	PKE16W435	PKE16W445
32A	2P+⏚	PKE32W413	PKE32W423	PKE32W433	
	3P+⏚	PKE32W414	PKE32W424	PKE32W434	PKE32W444
	3P+N+⏚	PKE32W415	PKE32W425	PKE32W435	PKE32W445

PK Plugs and sockets
Low voltage
Wall-mounted plugs



Functions

They can be installed on an appliance to enable supply by wander socket.

Characteristics

- Degree of protection, according to IEC 60529:
  - 16 and 32A IP44 and IP 67; 63 and 125A IP67
- Pilot contact available in the 63A and 125A
- Degree of protection against external mechanical impacts, according to EN 50102 :IK08
- Resistance to fire and abnormal heat, according to IEC 60695-2-1: 850°C (glow wire test)
- Materials :
  - housing made of self-extinguishing engineering polymer
  - pins made of nickel-plated brass
  - stainless steel screws
- cable entry:

In	IP44 fair-lead	IP67 cable gland
16A	8 – 15 mm	PG16 (PG21 5P)
32A	11,5 – 21 mm	PG 21
63A		PG 36
125A		PG 48

- connection terminals :
  - captive screws, completely loosened
  - maximum cross section of conductors :

In	Solid and stranded wire flexible cables
16A	1 to 4 mm²
32A	2,5 to 10 mm²
63A	6 to 25 mm²
125A	16 to 70 mm²

Code of wall-mounted plugs

IP 44



83504

rated current	poles and wires	rated voltage 100-130V	200-250V	380-415V	480-500V
16A	2P+⏚	83501	83504	83507	
	3P+⏚	83502	83505	83508	83511
	3P+N+⏚	83503	83506	83509	83512
32A	2P+⏚	83513	83516	83519	
	3P+⏚	83514	83517	83520	83523
	3P+N+⏚	83515	83518	83521	83524

IP 67



83571

rated current	poles and wires	rated voltage 100-130V	200-250V	380-415V	480-500V
16A	2P+⏚	83551	83554	83557	
	3P+⏚	83552	83555	83558	83561
	3P+N+⏚	83553	83556	83559	83562
32A	2P+⏚	83563	83566	83569	
	3P+⏚	83564	83567	83570	83573
	3P+N+⏚	83565	83568	83571	83574
63A	2P+⏚		81578		
	3P+⏚	81576	81579	81582	81585
	3P+N+⏚	81577	81580	81583	81586
125A	2P+⏚		81590		
	3P+⏚	81588	81591	81594	81597
	3P+N+⏚	81589	81592	81595	81598

PK Plugs and sockets
Low voltage
Panel-mounted plugs

NEW



Functions

They can be installed on an appliance to enable supply by wander socket.

Characteristics

- Degree of protection, according to IEC 60529:
  - 63 and 125A IP67
- Pilot contact available in the 63A and 125A
- Degree of protection against external mechanical impacts according to EN50102: IK08
- Resistance to fire and abnormal heat, according to IEC 60695-2-11: 850°C (glow wire test)
- Materials :
  - housing made of self-extinguishing engineering polymer
  - pins made of nickel-plated brass
- connection terminals :
  - maximum cross section of conductors :

In	Solid and stranded wire flexible cables
63A	6 to 25 mm²
125A	16 to 70 mm²

- For a correct use of the IP67-63A, a minimum clearance of 105mm is required for the movement of hinged cover (see details at “Retaining means for IP67 panel mounted plugs” on the dimensions page).



81885

NEW

Code of panel-mounted plugs

IP 67

rated current	poles and wires	rated voltage 100-130V	200-250V	380-415V	480-500V
63A	2P+⏚		**81878**		
	3P+⏚	**81876**	**81879**	**81882**	**81885**
	3P+N+⏚	**81877**	**81880**	**81883**	**81886**
125A	2P+⏚		**81890**		
	3P+⏚	**81888**	**81891**	**81894**	**81897**
	3P+N+⏚	**81889**	**81892**	**81895**	**81898**



81895

PK Plugs and sockets
Low voltage
Panel-mounted plugs



Functions

They can be installed on an appliance to enable supply by wander socket.

Characteristics

- Degree of protection, according to IEC 60529:
  - 16 and 32A IP44 and IP 67
- Degree of protection against external mechanical impacts, according to EN 50102 :IK08
- Resistance to fire and abnormal heat, according to IEC 60695-2-1: 850°C (glow wire test)
- Materials :
  - housing made of self-extinguishing engineering polymer
  - pins made of nickel-plated brass
  - stainless steal screws
- connection terminals :
  - captive screws, completely loosened
  - maximum cross section of conductors:

In	Solid and stranded wire flexible cables
16A	1 to 4 mm²
32A	2,5 to 10 mm²

Code of panel-mounted plugs

IP 44



81804

rated current	poles and wires	flange dimensions	rated voltage 100-130V	200-250V	380-415V	480-500V
16A	2P+⏚	65 x 85	81801	81804	81807	
	3P+⏚	65 x 85	81802	81805	81808	81811
	3P+N+⏚	90 x 100	81803	81806	81809	81812
32A	2P+⏚	90 x 100	81813	81816	81819	
	3P+⏚	90 x 100	81814	81817	81820	81823
	3P+N+⏚	90 x 100	81815	81818	81821	81824

IP 67



83871

rated current	poles and wires	flange dimensions	rated voltage 100-130V	200-250V	380-415V	480-500V
16A	2P+⏚	65 x 85	83851	83854	83857	
	3P+⏚	65 x 85	83852	83855	83858	83861
	3P+N+⏚	90 x 100	83853	83856	83859	83862
32A	2P+⏚	90 x 100	83863	83866	83869	
	3P+⏚	90 x 100	83864	83867	83870	83873
	3P+N+⏚	90 x 100	83865	83868	83871	83874

Caps to cover plugs with IP44 and IP67

IP 67



83934

rated current	poles and wires	Code
16A	2P+⏚	83933
	3P+⏚	83934
	3P+N+⏚	83935
32A	2P+⏚	83936
	3P+⏚	83936
	3P+N+⏚	83937

PK Plugs and sockets
Low voltage
System adapters

NEW



Functions

They enable the conversion of an industrial plug system into a domestic one.
They can be used for temporary situations only and in certain industrial environments where there is no danger of explosions or fire.

Characteristics

- Degree of protection according to IEC 60529: IP20
- Degree of protection against external mechanical impacts, according to EN 50102: IK08
- Resistance to fire and abnormal heat, according to IEC 60695-2-11: 850°C (glow wire test)
- Conceived in conformity with EN 50250 and IEC 60309-1 and IEC 60309-2 standards
- Materials :
  - housing made of self-extinguishing engineering polymer
  - pins made of nickel-plated brass
  - stainless steel screw



PKZA201



PKZA202



PKZA203



PKZA204

Code of System Adapters

version	Industrial plug side		Socket side	Code
	Current and Poles	Rated voltage	Number and type	
	16 A 2P + ⏚	200 - 250 V ca	1 socket 10/16A 2P + ⏚ standard Italy	PKZA201
	16 A 2P + ⏚	200 - 250 V ca	2 sockets 10/16A 2P + ⏚ standard Italy	PKZA202
	16 A 2P + ⏚	200 - 250 V ca	1 socket 16A 2P + ⏚ standard Germany	PKZA203
	16 A 2P + ⏚	200 - 250 V ca	1 socket 10/16A 2P + ⏚ standard France	PKZA204

The English, Swiss and Italian (dual - use) Standards are available on demand.

PK Plugs and sockets
Low voltage
Plugs with phase inverter

Solution for rapid inversion of electric motor rotation

The PK plugs with phase inverters provide a safe, rapid solution to electrical connection problems in all rotary machines.
In fact, they permit a rapid inversion of the positions of the two pins and the phase order and, subsequently, the machine rotation direction, without having to open the plug and act on the connections. This is achieved by simply pressing with a screwdriver on the specific area with a 180° rotation of the contact-gate block clockwise or counter-clockwise, until total inversion of the phases is obtained.

The range includes different models:
❑ Wander plugs
❑ 90° Wander plugs
❑ Wall-mounting plugs
❑ Panel-mounting plugs





Caracteristics
■ operating frequency: 50 / 60 Hz
■ rated current: 16A
■ Degree of protection according to IEC 60529: IP 44 and IP 67
■ Resistance to fire and abnormal heat, according to IEC 60695-2-1: 850°C (glow wire test)
■ Materials:
❑ housing made of self-extinguishing engineering polymer
❑ pins made of nickel-plated brass
❑ stainless steel screw

In	IP 44 / IP 67 fair-lead	IP 67 cable gland
16 A	8 - 15 mm	PG 16 (PG 21 5P)

■ Connection terminal:
❑ Captive screws, completely loosened
❑ Maximum cross section of conductors:

In	Solid and stranded wire flexible cables
16 A	1 to 4 mm^2

PK Plugs and sockets
Low voltage
Plugs with phase inverter


83902


83912


81730


81780


83581


83880


83934

Code

Wander plugs with phase inverter

IP 44

rated current	poles and wires	rated voltage 100-130V	200-250V	380-415V	480-500V
16A	3P+⏚	83904	83901	83902	83907
	3P+N+⏚	83905	83906	83903	83908

IP 67

16A	3P+⏚	83914	83911	83912	83917
	3P+N+⏚	83915	83916	83913	83918

90° wander plugs with phase inverter

IP 44

rated current	poles and wires	rated voltage 100-130V	200-250V	380-415V	480-500V
16A	3P+⏚	81726	81728	81730	81732
	3P+N+⏚	81727	81729	81731	81733

IP 67

16A	3P+⏚	81776	81778	81780	81782
	3P+N+⏚	81777	81779	81781	81783

Wall-mounted plugs with phase inverter

IP 44

rated current	poles and wires	rated voltage 100-130V	200-250V	380-415V	480-500V
16A	3P+⏚	83526	83528	83530	83532
	3P+N+⏚	83527	83529	83531	83533

IP 67

16A	3P+⏚	83576	83578	83580	83582
	3P+N+⏚	83577	83579	83581	83583

Panel-mounted plugs with phase inverter

IP 44

rated current	poles and wires	rated voltage 100-130V	200-250V	380-415V	480-500V
16A	3P+⏚	83826	83828	83830	83832
	3P+N+⏚	83827	83829	83831	83833

IP 67

16A	3P+⏚	83876	83878	83880	83882
	3P+N+⏚	83877	83879	83881	83883

Caps to cover plugs with IP 44 an IP67

IP 67

rated current	poles and wires	Code
16A	3P+⏚	83934
	3P+N+⏚	83935

PK Plugs and sockets
Low voltage
Wander sockets
FAST connection, without screws


PB102199

Functions
Designed to supply fixed or movable equipment by a flexible cable.

Characteristics
- Degree of protection, according to IEC 60529:
  - PK PratiKa: 16 and 32A IP44 and IP 67;
- Degree of protection against external mechanical impacts, according to EN 50102 :IK08
- Resistance to fire and abnormal heat, according to IEC 60695-2-1: 850°C (glow wire test)
- Materials:
  - housing made of self-extinguishing engineering polymer
  - sleevs made of brass
  - springs and pins made of stainless steel
- cable entry:

In	IP 44 / IP 67 fair-lead and cable clamp
16 A	8 - 15 mm
32 A	11,5 - 21 mm

- connection terminals :
  - fast connection without screws and without stripping the conductor
  - maximum cross section of conductors:

In	Stranded wire cables / flexible cables (IEC60309-1/A1 and 60309-2/A1)
16 A	1 to 2,5 mm²
32 A	2,5 to 6 mm²

PK PratiKa
Code of wander socket


PG1491134

PKY16M423

IP 44

rated current	poles and wires	rated voltage 100-130V	200-250V	380-415V	480-500V
16A	2P+⏚	PKY16M413	PKY16M423	PKY16M433	
	3P+⏚	PKY16M414	PKY16M424	PKY16M434	PKY16M444
	3P+N+⏚	PKY16M415	PKY16M425	PKY16M435	PKY16M445
32A	2P+⏚	PKY32M413	PKY32M423	PKY32M433	
	3P+⏚	PKY32M414	PKY32M424	PKY32M434	PKY32M444
	3P+N+⏚	PKY32M415	PKY32M425	PKY32M435	PKY32M445


PG1491139

PKY16M733

IP 67

rated current	poles and wires	rated voltage 100-130V	200-250V	380-415V	480-500V
16A	2P+⏚	PKY16M713	PKY16M723	PKY16M733	
	3P+⏚	PKY16M714	PKY16M724	PKY16M734	PKY16M744
	3P+N+⏚	PKY16M715	PKY16M725	PKY16M735	PKY16M745
32A	2P+⏚	PKY32M713	PKY32M723	PKY32M733	
	3P+⏚	PKY32M714	PKY32M724	PKY32M734	PKY32M744
	3P+N+⏚	PKY32M715	PKY32M725	PKY32M735	PKY32M745

PK Plugs and sockets
Low voltage
Wander sockets
SCREW connection


PB102234

Functions
Designed to supply fixed or movable equipment by a flexible cable.

Characteristics
- Degree of protection, according to IEC 60529:
  - PK PratiKa: 16 and 32A IP44 and IP 67;
    PK: 63 and 125A IP67
- Pilot contact available in the 63A and 125A
- Degree of protection against external mechanical impacts, according to EN 50102 :IK08
- Resistance to fire and abnormal heat, according to IEC 60695-2-1: 850°C (glow wire test)
- Materials:
  - housing made of self-extinguishing engineering polymer
  - sleeves made of brass for PK PratiKa series
  - sleeves made of nickel-plated brass for PK series
  - pins and springs made of stainless steel
- cable entry:

In	IP44/IP67 fair-lead and cable clamp	IP67 cable gland
16A	8 – 15 mm	
32A	11,5 – 21 mm	
63A		17 - 31 mm / PG 36
125A		26 - 48 mm / PG 48

- connection terminals:
  - captive screws, completely loosened
  - maximum cross section of conductors:

In	Solid cables / stranded wire cables / flexible cables
16A	1 to 4 mm^2
32A	2,5 to 10 mm^2
63A	6 to 25 mm^2
125A	16 to 70 mm^2

PK PratiKa
Code of wander sockets


PG149126

PKF16M423

IP 44

rated current	poles and wires	rated voltage 100-130V	200-250V	380-415V	480-500V
16A	2P+⏚	PKF16M413	PKF16M423	PKF16M433	
	3P+⏚	PKF16M414	PKF16M424	PKF16M434	PKF16M444
	3P+N+⏚	PKF16M415	PKF16M425	PKF16M435	PKF16M445
32A	2P+⏚	PKF32M413	PKF32M423	PKF32M433	
	3P+⏚	PKF32M414	PKF32M424	PKF32M434	PKF32M444
	3P+N+⏚	PKF32M415	PKF32M425	PKF32M435	PKF32M445


PG149131

PKF16M733

IP 67

rated current	poles and wires	rated voltage 100-130V	200-250V	380-415V	480-500V
16A	2P+⏚	PKF16M713	PKF16M723	PKF16M733	
	3P+⏚	PKF16M714	PKF16M724	PKF16M734	PKF16M744
	3P+N+⏚	PKF16M715	PKF16M725	PKF16M735	PKF16M745
32A	2P+⏚	PKF32M713	PKF32M723	PKF32M733	
	3P+⏚	PKF32M714	PKF32M724	PKF32M734	PKF32M744
	3P+N+⏚	PKF32M715	PKF32M725	PKF32M735	PKF32M745

PK
IP 67


PG149117

81495

rated current	poles and wires	rated voltage 100-130V	200-250V	380-415V	480-500V
63A	2P+⏚		81478		
	3P+⏚	81476	81479	81482	81485
	3P+N+⏚	81477	81480	81483	81486
125A	2P+⏚		81490		
	3P+⏚	81488	81491	81494	81497
	3P+N+⏚	81489	81492	81495	81498

PK Plugs and sockets
Low voltage
Wall-mounted sockets
FAST connection, without screws

NEW



PB102205

Functions

They can be wall-mounted to supply appliances with wander plugs.
They are very compact in dimensions.

Characteristics

- Degree of protection, according to IEC 60529:IP44
- Degree of protection against external mechanical impacts, according to EN 50102: IK08
- Resistance to fire and abnormal heat, according to IEC 60695-2-1: 750°C (glow wire test)
- Materials :
  - housing made of self-extinguishing engineering polymer
  - sleeves made of brass
  - screws, pins and springs made of stainless steel
- cable entry:

In	Cable diameter	IP44 cable entry
16A	max 21,0 mm	M25 threaded nut
32A	max 21,0 mm	M25 threaded nut

- connection terminals :
  - fast connection without screws and without stripping the conductor
  - maximum cross section of conductors:

In	Stranded wire cables / flexible cables (IEC60309-1/A1 and 60309-2/A1)
16 A	1 to 2,5 mm²
32 A	2,5 to 6 mm²



PB102306

PKY32W435

NEW

PK PratiKa

Code of wall mounted Sockets PK PratiKa FAST version IP 44

rated current	poles and wires	rated voltage 100-130V	200-250V	380-415V	480-500V
16A	2P+ ⏚	PKY16W413	PKY16W423	PKY16W433	
	3P+ ⏚	PKY16W414	PKY16W424	PKY16W434	PKY16W444
	3P+N+ ⏚	PKY16W415	PKY16W425	PKY16W435	PKY16W445
32A	2P+ ⏚	PKY32W413	PKY32W423	PKY32W433	
	3P+ ⏚	PKY32W414	PKY32W424	PKY32W434	PKY32W444
	3P+N+ ⏚	PKY32W415	PKY32W425	PKY32W435	PKY32W445

PK Plugs and sockets
Low voltage
Wall-mounted sockets
SCREW connection

NEW



Functions
They can be wall-mounted to supply appliances with wander plugs.
They are very compact in dimensions.

Characteristics
- Degree of protection, according to IEC 60529:IP44 and IP67
- Degree of protection against external mechanical impacts, according to EN 50102: IK08
- Resistance to fire and abnormal heat, according to IEC 60695-2-1: 750°C (glow wire test)
- Materials :
  - housing made of self-extinguishing engineering polymer
  - sleeves made of brass
  - screws, pins and springs made of stainless steel
- cable entry:

In	cable diameter	IP44/IP67 cable entry
16A	max 21,0 mm	M25 threaded nut+cable gland
32A	max 21,0 mm	M25 threaded nut+cable gland

- connection terminals :
  - captive screws, completely loosened
  - maximum cross section of conductors:

In	Solid cables / stranded wire cables / flexible cables
16A	1 to 4 mm²
32A	2,5 to 10 mm²



PKF16W434

NEW

Code of wall mounted Sockets PK PratiKa SCREW version IP 44

rated current	poles and wires	rated voltage 100-130V	200-250V	380-415V	480-500V
16A	2P+⏚	PKF16W413	PKF16W423	PKF16W433	
	3P+⏚	PKF16W414	PKF16W424	PKF16W434	PKF16W444
	3P+N+⏚	PKF16W415	PKF16W425	PKF16W435	PKF16W445
32A	2P+⏚	PKF32W413	PKF32W423	PKF32W433	
	3P+⏚	PKF32W414	PKF32W424	PKF32W434	PKF32W444
	3P+N+⏚	PKF32W415	PKF32W425	PKF32W435	PKF32W445



PKF32W734

NEW

Code of wall mounted Sockets PK PratiKa SMALL - SCREW version IP 67

rated current	poles and wires	rated voltage 100-130V	200-250V	380-415V	480-500V
16A	2P+⏚	PKF16W713	PKF16W723	PKF16W733	
	3P+⏚	PKF16W714	PKF16W724	PKF16W734	PKF16W744
	3P+N+⏚	PKF16W715	PKF16W725	PKF16W735	PKF16W745
32A	2P+⏚	PKF32W713	PKF32W723	PKF32W733	
	3P+⏚	PKF32W714	PKF32W724	PKF32W734	PKF32W744
	3P+N+⏚	PKF32W715	PKF32W725	PKF32W735	PKF32W745

PK Plugs and sockets
Low voltage
Wall-mounted sockets


PB102236

Functions
They can be wall-mounted to supply appliances with wander plugs.

Characteristics
- Degree of protection, according to IEC 60529:
  - 16 and 32A IP44 and IP 67; 63 and 125A IP67
- Pilot contact available in the 63A and 125A
- Degree of protection against external mechanical impacts, according to EN 50102: IK08
- Resistance to fire and abnormal heat, according to IEC 60695-2-1: 850°C (glow wire test)
- Materials :
  - housing made of self-extinguishing engineering polymer
  - sleeves made of nickel-plated brass
  - screws, pins and springs made of stainless steel
- cable entry:

In	IP44/IP67 fair-lead	IP67 cable gland
16A	8 – 15 mm	PG16 (PG21 5P)
32A	11,5 – 21 mm	PG 21
63A		PG 36
125A		PG 48

- connection terminals :
  - captive screws, completely loosened
  - maximum cross section of conductors:

In	Solid and stranded wire flexible cables
16A	1 to 4 mm²
32A	2,5 to 10 mm²
63A	6 to 25 mm²
125A	16 to 70 mm²


PG149166

83104

Code of wall-mounted sockets

IP 44

rates current	poles and wires	rated voltage 100-130V	200-250V	380-415V	480-500V
16A	2P+⏚	83101	83104	83107	
	3P+⏚	83102	83105	83108	83111
	3P+N+⏚	83103	83106	83109	83112
32A	2P+⏚	83113	83116	83119	
	3P+⏚	83114	83117	83120	83123
	3P+N+⏚	83115	83118	83121	83124


PG149171

83171


PG149143

81195

IP 67

rates current	poles and wires	rated voltage 100-130V	200-250V	380-415V	480-500V
16A	2P+⏚	83151	83154	83157	
	3P+⏚	83152	83155	83158	83161
	3P+N+⏚	83153	83156	83159	83162
32A	2P+⏚	83163	83166	83169	
	3P+⏚	83164	83167	83170	83173
	3P+N+⏚	83165	83168	83171	83174
63A	2P+⏚		81178		
	3P+⏚	81176	81179	81182	81185
	3P+N+⏚	81177	81180	81183	81186
125A	2P+⏚		81190		
	3P+⏚	81188	81191	81194	81197
	3P+N+⏚	81189	81192	81195	81198

PK Plugs and sockets
Low voltage
Multiple adapters

NEW


PB102186

Functions

They can be used for temporary situations only and in certain industrial environments where there is no danger of explosions or fire.

Characteristics

- LEDs when lighted show the presence of Voltage in each plug's phases; it is not a protection. If it should be off, control the switch-board before usage or maintenance.
- Degree of protection according to IEC 60529: IP44 and IP67
- Degree of protection against external mechanical impacts, according to EN 50102: IK08
- Resistance to fire and abnormal heat, according to IEC 60695-2-11: 850°C (glow wire test)
- Conceived in conformity with IEC 60309-1 and IEC 60309-2
- Materials :
  - housing made of self-extinguishing engineering polymer
  - pins made of nickel-plated brass
  - sleeves made of brass
  - stainless steel screw

NEW


PB102187

PKZM403

Code of multiple adapter - 2 Socket-outlets

IP44

Plug side			Socket side				
current	poles	voltage	No.	current	poles	voltage	
16A	2P+⏚	100-130V	2	16A	2P+⏚	100-130V	PKZM401
	2P+⏚	200-250V	2	16A	2P+⏚	200-250V	PKZM403
	2P+⏚	380-415V	2	16A	2P+⏚	380-415V	PKZM405
	3P+⏚		2	16A	3P+⏚		PKZM406

IP67

Plug side			Socket side				
current	poles	voltage	No.	current	poles	voltage	
16A	2P+⏚	100-130V	2	16A	2P+⏚	100-130V	PKZM701
	2P+⏚	200-250V	2	16A	2P+⏚	200-250V	PKZM703
	2P+⏚	380-415V	2	16A	2P+⏚	380-415V	PKZM705
	3P+⏚		2	16A	3P+⏚		PKZM706

NEW


PB102188

PKZM712

Code of multiple adapter - 3 Socket-outlets

IP44

Plug side			Socket side				
current	poles	voltage	No.	current	poles	voltage	
16A	2P+⏚	100-130V	3	16A	2P+⏚	100-130V	PKZM407
	2P+⏚	200-250V	3	16A	2P+⏚	200-250V	PKZM409
	3P+⏚	380-415V	3	16A	3P+⏚	380-415V	PKZM412
32A	3P+N+⏚	380-415V	2	16A	2P+⏚	200-250V	PKZM413
			1	32A	3P+N+⏚	380-415V	

IP67

Plug side			Socket side				
current	poles	voltage	No.	current	poles	voltage	
16A	2P+⏚	100-130V	3	16A	2P+⏚	100-130V	PKZM707
	2P+⏚	200-250V	3	16A	2P+⏚	200-250V	PKZM709
	3P+⏚	380-415V	3	16A	2P+⏚	380-415V	PKZM712
32A	3P+N+⏚	380-415V	2	16A	3P+⏚	200-250V	PKZM713
			1	32A	3P+N+⏚	380-415V	

PK Plugs and sockets
Low voltage
Panel-mounted angled sockets
FAST connection, without screws



Functions
They can be mounted on a plate, panel or machine to supply appliance with wander plugs.

Characteristics
- Degree of protection, according to IEC 60529:
  - 16 and 32A IP44 and IP 67;
- Degree of protection against external mechanical impacts, according to EN 50102: IK08
- Resistance to fire and abnormal heat, according to IEC 60695-2-1: 850°C (glow wire test)
- Materials:
  - housing made of self-extinguishing engineering polymer
  - sleeves made of brass
  - pins and springs made of stainless steel
- connection terminals:
  - fast connection without screws and without stripping the conductor
- maximum cross section of conductors:

In	Stranded wire cables / flexible cables (IEC60309-1/A1 and 60309-2/A1)
16A	1 to 2,5 mm²
32A	2,5 to 6 mm²

PK PratiKa
Code of panel-mounted angled sockets



PKY16F423

IP 44

rated current	poles and wires	flange dim.	rated voltage 100-130V	200-250V	380-415V	480-500V
16A	2P+⏚	65 x 85	PKY16F413	PKY16F423	PKY16F433	
	3P+⏚	65 x 85	PKY16F414	PKY16F424	PKY16F434	PKY16F444
	3P+N+⏚	90 x 100	PKY16F415	PKY16F425	PKY16F435	PKY16F445
32A	2P+⏚	90 x 100	PKY32F413	PKY32F423	PKY32F433	
	3P+⏚	90 x 100	PKY32F414	PKY32F424	PKY32F434	PKY32F444
	3P+N+⏚	90 x 100	PKY32F415	PKY32F425	PKY32F435	PKY32F445



PKY32F734

IP 67

rated current	poles and wires	flange dim.	rated voltage 100-130V	200-250V	380-415V	480-500V
16A	2P+⏚	65 x 85	PKY16F713	PKY16F723	PKY16F733	
	3P+⏚	65 x 85	PKY16F714	PKY16F724	PKY16F734	PKY16F744
	3P+N+⏚	90 x 100	PKY16F715	PKY16F725	PKY16F735	PKY16F745
32A	2P+⏚	90 x 100	PKY32F713	PKY32F723	PKY32F733	
	3P+⏚	90 x 100	PKY32F714	PKY32F724	PKY32F734	PKY32F744
	3P+N+⏚	90 x 100	PKY32F715	PKY32F725	PKY32F735	PKY32F745

PK Plugs and sockets
Low voltage
Panel-mounted straight sockets
FAST connection, without screws



Functions
They can be mounted on a plate, panel or machine to supply appliance with wander plugs.

Characteristics
- Degree of protection, according to IEC 60529:
  - 16 and 32A IP44 and IP 67;
- Degree of protection against external mechanical impacts, according to EN 50102: IK08
- Resistance to fire and abnormal heat, according to IEC 60695-2-1: 850°C (glow wire test)
- Materials:
  - housing made of self-extinguishing engineering polymer
  - sleeves made of brass
  - pins and springs made of stainless steel
- connection terminals:
  - fast connection without screws and without stripping the conductor
- maximum cross section of conductors:

In	Stranded wire cables / flexible cables (IEC60309-1/A1 and 60309-2/A1)
16A	1 to 2,5 mm²
32A	2,5 to 6 mm²



PKY16G423

PK PratiKa
Code of panel-mounted straight sockets

IP 44

rated current	poles and wired	flange dim.	rated voltage 100-130V	200-250V	380-415V	480-500V
16A	2P+⏚	65 x 85	PKY16G413	PKY16G423	PKY16G433	
	3P+⏚	65 x 85	PKY16G414	PKY16G424	PKY16G434	PKY16G444
	3P+N+⏚	90 x 100	PKY16G415	PKY16G425	PKY16G435	PKY16G445
32A	2P+⏚	90 x 100	PKY32G413	PKY32G423	PKY32G433	
	3P+⏚	90 x 100	PKY32G414	PKY32G424	PKY32G434	PKY32G444
	3P+N+⏚	90 x 100	PKY32G415	PKY32G425	PKY32G435	PKY32G445



PKY32G734

IP 67

rated current	poles and wires	flange dim.	rated voltage 100-130V	200-250V	380-415V	480-500V
16A	2P+⏚	65 x 85	PKY16G713	PKY16G723	PKY16G733	
	3P+⏚	65 x 85	PKY16G714	PKY16G724	PKY16G734	PKY16G744
	3P+N+⏚	90 x 100	PKY16G715	PKY16G725	PKY16G735	PKY16G745
32A	2P+⏚	90 x 100	PKY32G713	PKY32G723	PKY32G733	
	3P+⏚	90 x 100	PKY32G714	PKY32G724	PKY32G734	PKY32G744
	3P+N+⏚	90 x 100	PKY32G715	PKY32G725	PKY32G735	PKY32G745

PK Plugs and sockets
Low voltage
Panel-mounted angled sockets
SCREW connection


PB102237

Functions
They can be mounted on a plate, panel or machine to feed appliances with wander plugs.

Characteristics
- Degree of protection, according to IEC 60529:
  - PK PratiKa: 16 and 32A IP44 and IP 67;
    PK: 63 and 125A IP67
- Pilot contact available in the 63A and 125A
- Degree of protection against external mechanical impacts, according to EN 50102: IK08
- Resistance to fire and abnormal heat, according to IEC/EN 60695-2-1: 850°C (glow wire test)
- Materials:
  - housing made of self-extinguishing engineering polymer
  - sleeves made of brass for PK PratiKa series
  - sleeves made of nickel-plated brass for PK series
  - pins and springs made of stainless steel
- connection terminals:
  - captive screws, completely loosened
  - maximum cross section of conductors:

In	Solid cables / stranded wire cables / flexible cables
16A	1 to 4 mm²
32A	2,5 to 10 mm²
63A	6 to 25 mm²
125A	16 to 70 mm²

PK PratiKa
Code of panel-mounted angled sockets


PG149174

PKF16F423

IP 44

rated current	poles and wires	flange dim.	rated voltage 100-130V	200-250V	380-415V	480-500V
16A	2P+⏚	65 x 85	PKF16F413	PKF16F423	PKF16F433	
	3P+⏚	65 x 85	PKF16F414	PKF16F424	PKF16F434	PKF16F444
	3P+N+⏚	90 x 100	PKF16F415	PKF16F425	PKF16F435	PKF16F445
32A	2P+⏚	90 x 100	PKF32F413	PKF32F423	PKF32F433	
	3P+⏚	90 x 100	PKF32F414	PKF32F424	PKF32F434	PKF32F444
	3P+N+⏚	90 x 100	PKF32F415	PKF32F425	PKF32F435	PKF32F445


PG149179

PKF32F734

IP 67

rated current	poles and wires	flange dim.	rated voltage 100-130V	200-250V	380-415V	480-500V
16A	2P+⏚	65 x 85	PKF16F713	PKF16F723	PKF16F733	
	3P+⏚	65 x 85	PKF16F714	PKF16F724	PKF16F734	PKF16F744
	3P+N+⏚	90 x 100	PKF16F715	PKF16F725	PKF16F735	PKF16F745
32A	2P+⏚	90 x 100	PKF32F713	PKF32F723	PKF32F733	
	3P+⏚	90 x 100	PKF32F714	PKF32F724	PKF32F734	PKF32F744
	3P+N+⏚	90 x 100	PKF32F715	PKF32F725	PKF32F735	PKF32F745

PK
IP 67

rated current	poles and wires	flange dim.	rated voltage 100-130V	200-250V	380-415V	480-500V
63A	2P+⏚	100 x 107		81278		
	3P+⏚	100 x 107	81276	81279	81282	81285
	3P+N+⏚	100 x 107	81277	81280	81283	81286
125A	2P+⏚	110 x 114		81290		
	3P+⏚	110 x 114	81288	81291	81294	81297
	3P+N+⏚	110 x 114	81289	81292	81295	81298


PG149183

81283

PK Plugs and sockets
Low voltage
Panel-mounted straight sockets
SCREW connection



Functions
They can be mounted on a plate, panel or machine to feed appliances with wander plugs.

Characteristics
- Degree of protection, according to IEC 60529:
  - PK PratiKa: 16 and 32A IP44 and IP 67; PK: 63 and 125A IP67
- Pilot contact available in the 63A and 125A
- Degree of protection against external mechanical impacts, according to EN 50102: IK08
- Resistance to fire and abnormal heat, according to IEC/EN 60695-2-1: 850°C (glow wire test)
- Materials:
  - housing made of self-extinguishing engineering polymer
  - sleeves made of nickel-plated brass for PK series
  - pins and springs made of stainless steel
- connection terminals:
  - captive screws, completely loosened
  - maximum cross section of conductors:

In	Solid cables / stranded wire cables / flexible cables
16A	1 to 4 mm²
32A	2,5 to 10 mm²
63A	6 to 25 mm²
125A	16 to 70 m²

PK PratiKa
Code of panel-mounted straight sockets



PKF16G423

IP 44

rated current	poles and wires	flange dim.	rated voltage 100-130V	200-250V	380-415V	480-500V
16A	2P+⏚	65 x 85	PKF16G413	PKF16G423	PKF16G433	
	3P+⏚	65 x 85	PKF16G414	PKF16G424	PKF16G434	PKF16G444
	3P+N+⏚	90 x 100	PKF16G415	PKF16G425	PKF16G435	PKF16G445
32A	2P+⏚	90 x 100	PKF32G413	PKF32G423	PKF32G433	
	3P+⏚	90 x 100	PKF32G414	PKF32G424	PKF32G434	PKF32G444
	3P+N+⏚	90 x 100	PKF32G415	PKF32G425	PKF32G435	PKF32G445



PKF32G734

IP 67

rated current	poles and wired	flange dim.	rated voltage 100-130V	200-250V	380-415V	480-500V
16A	2P+⏚	65 x 85	PKF16G713	PKF16G723	PKF16G733	
	3P+⏚	65 x 85	PKF16G714	PKF16G724	PKF16G734	PKF16G744
	3P+N+⏚	90 x 100	PKF16G715	PKF16G725	PKF16G735	PKF16G745
32A	2P+⏚	90 x 100	PKF32G713	PKF32G723	PKF32G733	
	3P+⏚	90 x 100	PKF32G714	PKF32G724	PKF32G734	PKF32G744
	3P+N+⏚	90 x 100	PKF32G715	PKF32G725	PKF32G735	PKF32G745

PK
IP 67



81683

rated current	poles and wires	flange dim.	rated voltage 100-130V	200-250V	380-415V	480-500V
63A	2P+⏚	100 x 107		81678		
	3P+⏚	100 x 107	81676	81679	81682	81685
	3P+N+⏚	100 x 107	81677	81680	81683	81686
125A	2P+⏚	110 x 114		81690		
	3P+⏚	110 x 114	81688	81691	81694	81697
	3P+N+⏚	110 x 114	81689	81692	81695	81698

PK Plugs and sockets
Low voltage
Back box wall-mounted
for PK panel plugs and sockets


PB102314

Functions

They can be wall-mounted to supply appliances with wander plugs.
The back box permit the use of MG panel sockets PK PratiKa, both screw and fast version, to create a wall installation with horizontal outlet.

Characteristics

- Degree of protection, according to IEC 60529: IP44 and IP67
- Degree of protection against external mechanical impacts, according to EN 50 102 :IK09
- Resistance to fire and abnormal heat, according to IEC 695-2-1: 850°C (glow wire test)
- Materials :
  - housing made of self-extinguishing engineering polymer
  - screws, made of stainless steel
- cable entry:

In	cable diameter	IP44/IP67 cable entry
16A	max 21,0 mm	M25
32A	max 21,0 mm	M25

Possibility to make in/out in the bottom part of the box (position for drilling M20, M25 or M32).
Threaded caps M25 supplied with gasket IP67


PB102315

PKZ100 PKZ085

Code of Back box wall mounted for fitting PK PratiKa panel sockets

IP44 / IP67

Description poles and	Code
Small sized BOX	
Permits the mounting of socket (16A 3 or 4 poles) with flange 65x85	PKZ085
Big sized BOX	
Permits the mounting of socket (16A 5 poles and 32A 3 or 4 or 5 poles) with flange 90x100	PKZ100

Description poles and	Code
M25 cable gland	PKZ025
M32 cable gland	PKZ032



PB102316 PB102317 PG149211

PKZ100 PKY32G734

PK Plugs and sockets
Low voltage
Plugs and sockets for container

The solution for safe connections worldwide

The PK plugs and sockets for containers are designed to power refrigerated containers in ports, railway stations, airports, as well as on board container-ships.
The IP67 protection, use of nickel-plated contacts, stainless steel screws, pins and springs and high performance plastic materials, combine in ensuring maximum protection and guaranteed functioning also in highly aggressive and corrosive environments.
In accordance with standards, these plugs and sockets are available in the following versions:

- ❑ 32A - 3P+E
- ❑ voltage rating 400-440V
- ❑ clock-position 3 hours
- ❑ degree of protection IP67



Functions

They are designed for supplying low-voltage power to loades or equipment fitted with domestic or similar plugs.

- ■ PK PratiKa wander plugs
- ■ PK 90° wander plugs
- ■ PK wall mounted plugs
- ■ PK panel-mounted plugs
- ■ PK PratiKa wander sockets
- ■ PK small wall-mounted sockets
- ■ PK wall-mounted sockets
- ■ PK PratiKa panel-mounted angled sockets
- ■ PK PratiKa panel-mounted straight sockets
- ■ interlocked sockets PK Unika
- ■ interlocked sockets PK Unika with fuse protection
- ■ interlocked sockets PK Isoblock with DIN rail.

Characteristics

- ■ Degree of protection according to IEC 60529:
- ❑ 32A IP 67 (IP65 for interlocked sockets)
- ■ Degree de protection against external mechanical impacts according to EN 50102:
- ❑ IK08 for plugs and sockets (IK09 for interlocked sockets)
- ■ Resistance to fire and abnormal heat, according to: IEC 60695-2-1: 850°C (750°C for PK Unika)
- ■ Materials
- ❑ Housing made of solfe extenguishing polymer
- ❑ Pins made of nickel-plated brass
- ❑ Stainless steel screw
- ❑ springs and pins made of stainless steal
- ■ Cable entry

In	IP67 cable gland	IP67 cable clamp
32A	PG21 PK	11,5 - 21 mm PK PratiKa

- ■ Connection terminal:
- ❑ Captive screws, completely loosened
- ❑ Maximum cross section of conductors:

In	Stranded wire flexible cables		
32A	flexible	2,5 to 10 mm^2	panel and wall version
	flexible	2,5 to 6 mm^2	wander versions
	flexible/rigid/stranded	2,5 to 10 mm^2	interlocked versions

PK Plugs and sockets
Low voltage
Plugs and sockets for containers


PKX32M7C4


81799


83899


PKY32M7C4


81199


PKY32F7C4


PKY32G7C4


83399


83799

Code

rated current	Poles	Clock position	Rated voltage	Freq. Hz	Code
Wander plugs IP 67					
32A PK PratiKa FAST	3P+⏚	3 h	**400-440 V**	50-60	**PKX32M7C4**
PK PratiKa Screw	3P+⏚	3 h	**400-440 V**	50-60	**PKE32M7C4**
90° wander plugs IP 67					
32A	3P+⏚	3 h	**400-440 V**	50-60	**81799**
Wall mounted plugs IP 67					
32A	3P+⏚	3 h	**400-440 V**	50-60	**81599**
Panel-mounted plugs IP 67					
32A	3P+⏚	3 h	**400-440 V**	50-60	**83899**
Caps for plugs					**83936**
Wander sockets IP 67					
32A PK PratiKa FAST	3P+⏚	3 h	**400-440 V**	50-60	**PKY32M7C4**
PK PratiKa Screw	3P+⏚	3 h	**400-440 V**	50-60	**PKF32M7C4**
Small wall-mounted sockets IP 67					
32A	3P+⏚	3 h	**400-440 V**	50-60	**PKF32W7C4**
Wall-mounted sockets IP 67					
32A	3P+⏚	3 h	**400-440 V**	50-60	**81199**
Panel-mounted angled sockets IP 67					
32A PK PratiKa Screw	3P+⏚	3 h	**400-440 V**	50-60	**PKY32F7C4**
PK PratiKa Screw	3P+⏚	3 h	**400-440 V**	50-60	**PKF32F7C4**
Panel-mounted straight sockets IP 67					
32A PK PratiKa FAST	3P+⏚	3 h	**400-440 V**	50-60	**PKY32G7C4**
PK PratiKa Screw	3P+⏚	3 h	**400-440 V**	50-60	**PKF32G7C4**
Interlocked sockets PK Unika IP 65 - wall mounted					
32A	3P+⏚	3 h	**400-440 V**	50-60	**83299**
Interlocked sockets PK Unika with fuse carriers IP 65 - wall mounted					
32A	3P+⏚	3 h	**400-440 V**	50-60	**83399**
Interlocked sockets PK Isoblock with rail DIN IP 65 - 4.5 mod.					
32A	3P+⏚	3 h	**400-440 V**	50-60	**83799**

PK Plugs and sockets
Low voltage
Domestic panel-mounted sockets

NEW


81139


81140


81141


NEW
81142


PKS52B

NEW

PKS61B

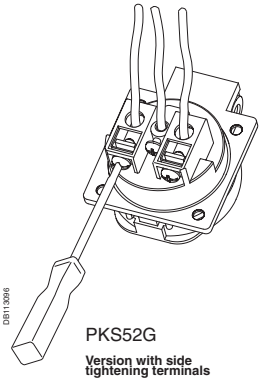
PKS52G
Version with side tightening terminals

NEW
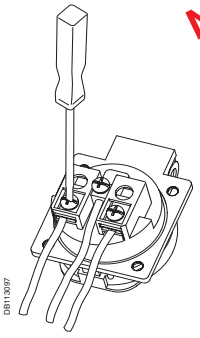
PKS51G
Version with back tightening terminals

Functions
They are available in the panel-mounted versions and can be fitted directly on Kaedra enclosures and the PK Unika series multiple adjustment flanges.

Characteristics
- Degree of protection, according to IEC 60529: IP 54 and IP65
- Degree of protection against external mechanical impacts, according to EN 50102: IK09
- Resistance to fire and abnormal heat, according to IEC 60695-2-1: 850°C (glow wire test)
- Materials:
  - housing made of self-extinguishing engineering polymer
  - blue, black or gray (RAL 7035)
  - pins and springs made of stainless steel
  - spring loaded cover

Code for domestic sockets 65 x 85 – IP65

rated current	poles and wires	rated voltage	type		code grey	
10/16 A	2P + ⏚	250V	standard Italy	2 sockets	**81139**	
10/16 A	2P + ⏚	250V	standard French	1 socket	**81140**	
10/16 A	2P + ⏚	250V	standard Germay	1 socket	**81141**	
10/16 A	2P + ⏚	250V	standard England	1 socket	**81144**	NEW
10/16 A	2P + ⏚	250V	standard Switzerland	1 socket	**81145**	NEW
10/16 A	2P + ⏚	250V	standard Italy	1 socket (dual - use)	**81146**	NEW

Code for RJ 45 support 65 x 85 – IP65

description	code grey
with 1 adapter RJ45 Infra+	**81142**
with 2 adapters RJ45 Infra+	**81143**

Code for domestic sockets 50 x 50 – IP54

rated current	poles and wires	rated voltage	type	code grey	code blue	code black
with back tightening terminals						
10/16 A	2P + ⏚	250V	standard Germany	**PKS51G**	**PKS51B**	**PKS51N**
10/16 A	2P + ⏚	250V	standard French	**PKN51G**	**PKN51B**	**PKN51N**
with side tightening terminals						
10/16 A	2P + ⏚	250V	standard Germany	**PKS52G**	**PKS52B**	**PKS52N**
10/16 A	2P + ⏚	250V	standard French	**PKN52G**	**PKN52B**	**PKN52N**

Code for domestic sockets 65 x 85 – IP54

rated current	poles and wires	rated voltage	type	code grey	code blue	code black
with back tightening terminals						
10/16 A	2P + ⏚	250V	standard Germany	**PKS61G**	**PKS61B**	**PKS61N**
10/16 A	2P + ⏚	250V	standard French	**PKN61G**	**PKN61B**	**PKN61N**
with side tightening terminals						
10/16 A	2P + ⏚	250V	standard Germany	**PKS62G**	**PKS62B**	**PKS62N**
10/16 A	2P + ⏚	250V	standard French	**PKN62G**	**PKN62B**	**PKN62N**