Control and signalling units Ø 22

Harmony® XB5, plastic

Body/contact assemblies - Screw clamp terminal connections

To combine with heads, see pages 36160-EN/2 to 36167-EN/2


814588

ZB5 AZ009


814265

ZBE 101


814267

ZBE 203


814411

ZB5 AZ101


814265

ZBE 201


814667

ZB5 AZ106


814667

ZB5 AZ107

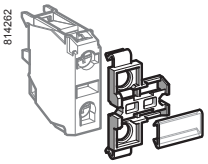
814262

ZBZ 001

Body/fixing collar

For use with	Sold in lots of	Unit reference	Weight kg
Electrical block (contact or light)	10	**ZB5 AZ009**	0.006

Contact functions *(1)*

Screw clamp terminal connections (Schneider Electric anti-retightening system)

Contacts for standard applications

Description	Type of contact	N/O	N/C	Sold in lots of	Unit reference	Weight kg
Contact blocks	Single	1	–	5	**ZBE 101**	0.011
		–	1	5	**ZBE 102**	0.011
	Double	2	–	5	**ZBE 203**	0.020
		–	2	5	**ZBE 204**	0.020
		1	1	5	**ZBE 205**	0.020
	Single with body/fixing collar	1	–	1	**ZB5 AZ101**	0.021
		–	1	1	**ZB5 AZ102**	0.021
		2	–	1	**ZB5 AZ103**	0.030
		–	2	1	**ZB5 AZ104**	0.030
		1	1	1	**ZB5 AZ105**	0.030
		1	2	1	**ZB5 AZ141**	0.040

Contacts for specific applications

Application	Type of contact	Description	N/O	N/C	Sold in lots of	Unit reference	Weight kg
Low power switching	Single	Standard	1	–	5	**ZBE 1016**	0.012
			–	1	5	**ZBE 1026**	0.012
		Dusty environment *(2)* (IP5X, 50 µm dust)	1	–	5	**ZBE 1016P**	0.012
			–	1	5	**ZBE 1026P**	0.012
Staggered contacts	Single	Early make N/O	1	–	5	**ZBE 201**	0.011
		Late break N/C	–	1	5	**ZBE 202**	0.011
	Single with body/fixing collar	Overlapping N/O+N/C	1	1	5	**ZB5 AZ106**	0.030
		Staggered N/O+N/C	2	–	5	**ZB5 AZ107**	0.030
High power switching	Single	Standard *(3)*	1	–	1	**ZBE 501**	0,020
			–	1	1	**ZBE 502**	0,020
			2	–	1	**ZBE 503**	0,032
			–	2	1	**ZBE 504**	0,032
			1	1	1	**ZBE 505**	0,032

Clip-on legend holder, sheet of blank legends and labelling software *(4)*

Description	Sold in lots of	Unit reference	Weight kg
Clip-on legend-holder for electrical blocks with screw clamp terminal connections *(4)*. **For identification of an XB5 A control or signalling unit**	10	**ZBZ 001**	0.001
Sheet of 50 blank legends for legend holder ZBZ 001	10	**ZBY 001**	0.023
«SIS Label» labelling software for legend design (ZBY 001 legends) (for design of legends in English, French, German, Italian, Spanish)	1	**XBY 2U**	0.100

(1) The contact blocks enable variable composition of body/contact assemblies. Maximum number of rows possible: 3. Either 3 rows of 3 single contacts or 1 row of 3 double contacts + 1 row of 3 single contacts (double contacts occupy the first 2 rows). Maximum number of contacts is specified on page 36172-EN/2.

(2) It is not possible to fit an additional contact block on the back of these contact blocks.

(3) It is not possible to fit an additional contact block on the back of these contact blocks or to use these contacts with light blocks.

(4) This legend holder is not compatible with high power switching contacts.

General : page 36025-EN/2 | Characteristics : page 36011-EN/2 | Dimensions : page 36021-EN/2

Control and signalling units Ø 22
Harmony® XB5, plastic
Light blocks - “Test light” - Protection

To combine with:
heads, see page 36160-EN/6

814273



ZBV B●

522067



ZBZ G156

522068



ZBZ M156

814274



ZBZ V●

Light blocks
Screw clamp terminal connections (Schneider Electric anti-retightening system)

Description	Supply voltage V	Colour of light source	Sold in lots of	Unit reference	Weight kg
Integral LED (to combine with heads for integral LED) Protected LED	⎓ 12 (50/60 Hz)	White	5	**ZBV J1**	0.017
		Green	5	**ZBV J3**	0.017
		Red	5	**ZBV J4**	0.017
		Orange	5	**ZBV J5**	0.017
		Blue	5	**ZBV J6**	0.017
	⎓ 24 (50/60 Hz)	White	5	**ZBV B1**	0.017
		Green	5	**ZBV B3**	0.017
		Red	5	**ZBV B4**	0.017
		Orange	5	**ZBV B5**	0.017
		Blue	5	**ZBV B6**	0.017
	⎓ 24…120 (50/60 Hz)	White	5	**ZBV BG1**	0.017
		Green	5	**ZBV BG3**	0.017
		Red	5	**ZBV BG4**	0.017
		Orange	5	**ZBV BG5**	0.017
		Blue	5	**ZBV BG6**	0.017
	~ 110...120 (50/60 Hz)	White	5	**ZBV G1**	0.017
		Green	5	**ZBV G3**	0.017
		Red	5	**ZBV G4**	0.017
		Orange	5	**ZBV G5**	0.017
		Blue	5	**ZBV G6**	0.017
	~ 230...240 (50/60 Hz)	White	5	**ZBV M1**	0.017
		Green	5	**ZBV M3**	0.017
		Red	5	**ZBV M4**	0.017
		Orange	5	**ZBV M5**	0.017
		Blue	5	**ZBV M6**	0.017

Blocks for “test light” function

For use with	Supply voltage V	Description	Reference	Weight kg
Light blocks	⎓ 12 and 24 ⎓ 24…120	Single module, 1 connecting wire	**ZBZ G156** *(1)*	0.010
Light blocks with integral LED	~ 48…230	Double module, with connecting wires	**ZBZ M156** *(2)*	0.010

LED suppressors

For use with	Supply voltage V	Level of protection	Reference	Weight kg
Light blocks with integral LED fitted with screw clamp terminal connections	~ 120	25…120 VA	**ZBZ VG**	0.010
	~ 230	30…230 VA	**ZBZ VM**	0.010

Flashing light blocks
Screw clamp terminal connections (Schneider Electric anti-retightening system)

Description	Supply voltage V	Colour of light source	Sold in lots of	Unit reference	Weight kg
Integral LED (to combine with heads for integral LED) Protected LED	⎓ 24 (50/60 Hz)	White	5	**ZBV 18B1**	0.017
		Green	5	**ZBV 18B3**	0.017
		Red	5	**ZBV 18B4**	0.017
		Orange	5	**ZBV 18B5**	0.017
		Blue	5	**ZBV 18B6**	0.017
	~ 110...120 (50/60 Hz)	White	5	**ZBV 18G1**	0.017
		Green	5	**ZBV 18G3**	0.017
		Red	5	**ZBV 18G4**	0.017
		Orange	5	**ZBV 18G5**	0.017
		Blue	5	**ZBV 18G6**	0.017
	~ 230...240 (50/60 Hz)	White	5	**ZBV 18M1**	0.017
		Green	5	**ZBV 18M3**	0.017
		Red	5	**ZBV 18M4**	0.017
		Orange	5	**ZBV 18M5**	0.017
		Blue	5	**ZBV 18M6**	0.017

*(1) Block for use with ⎓ light blocks with integral LED types **ZBV J●**, **ZBV B●**, **ZVB BG●** or with direct supply light block for BA 9s bulb, **ZBV 6**.*

*(2) Block for use ~ light blocks integral LED types **ZBV G●**, **ZBV M●**, see connection on page 36021-EN/10.*

General : page 36025-EN/2
Characteristics : page 36011-EN/2
Dimensions : page 36021-EN/2

Control and signalling units Ø 22

Harmony® XB5, plastic

Body/contact assemblies - Spring clamp terminal connections

To combine with heads, see pages 36160-EN/2 to 36167-EN/2

814588



ZB5 AZ009

Body/fixing collar

For use with	Sold in lots of	Unit reference	Weight kg
Electrical block (contact or light)	10	**ZB5 AZ009**	0.006

PF107777



ZBE 1015

Contact functions

Spring clamp terminal connections *(1)*

Contacts for standard applications

Description	Type of contact	N/O	N/C	Sold in lots of	Unit reference	Weight kg
Contact blocks	Single	1	–	4	**ZBE 1015**	0.011
		–	1	4	**ZBE 1025**	0.011
	Single with body/fixing collar	1	–	1	**ZB5 AZ1015**	0.021
		–	1	1	**ZB5 AZ1025**	0.021
		2	–	1	**ZB5 AZ1035**	0.030
		–	2	1	**ZB5 AZ1045**	0.030
		1	1	1	**ZB5 AZ1055**	0.030

PF107781



ZB5 AZ1015

Light blocks

Spring clamp terminal connections *(1)*

Description	Supply voltage V	Colour of light source	Sold in lots of	Unit reference	Weight kg
Integral LED (to combine with heads for integral LED) Protected LED	≂ 12 (50/60 Hz)	White	4	**ZBV J15**	0.016
		Green	4	**ZBV J35**	0.016
		Red	4	**ZBV J45**	0.016
		Orange	4	**ZBV J55**	0.016
		Blue	4	**ZBV J65**	0.016
	≂ 24 (50/60 Hz)	White	4	**ZBV B15**	0.016
		Green	4	**ZBV B35**	0.016
		Red	4	**ZBV B45**	0.016
		Orange	4	**ZBV B55**	0.016
		Blue	4	**ZBV B65**	0.016
	∼ 110...120 (50/60 Hz)	White	4	**ZBV G15**	0.016
		Green	4	**ZBV G35**	0.016
		Red	4	**ZBV G45**	0.016
		Orange	4	**ZBV G55**	0.016
		Blue	4	**ZBV G65**	0.016
	∼ 230...240 (50/60 Hz)	White	4	**ZBV M15**	0.016
		Green	4	**ZBV M35**	0.016
		Red	4	**ZBV M45**	0.016
		Orange	4	**ZBV M55**	0.016
		Blue	4	**ZBV M65**	0.016

Sheet of 50 blank legends

For use with	Sold in lots of	Unit reference	Weight kg
Legend holder ZBZ 001	10	**ZBY 001**	0.023

540548



XBY 2U

"SIS Label" labelling software (for legends ZBY 001)

For legend design for English, French, German, Italian, Spanish	1	**XBY 2U**	0.038

(1) It is not possible to fit an additional block on the back of these contact or light blocks.

Control and signalling units Ø 22
Harmony® XB5, plastic
Body/contact assemblies for printed circuit board

To combine with heads, see pages 36160-EN/2 to 36167-EN/2

814588



ZB5 AZ009

814286



ZB5 AZ079 + ZB5 AZ009

540159



ZBZ 01●

814287



ZBE 701

814288



ZBE 702

814289



ZBV B●7

Body/fixing collar and accessories specifically for printed circuit board mounting *(1)*

Accessories required when using adaptor (socket) ZBZ 010

Description	For use with	Sold in lots of	Unit reference	Weight kg
Body/fixing collar	Electrical block (contact or light)	10	**ZB5 AZ009**	0.006
Fixing collar/pillar	Printed circuit board support (fixing screw ZBZ 006 to be ordered separately)	10	**ZB5 AZ079**	0.003
Fixing screw for printed circuit board	Fixing collar/pillar ZB5 AZ079	10	**ZBZ 006**	0.011

Adapter (socket) *(1)*

For use with	Thickness of printed circuit board (mm)	Sold in lots of	Unit reference	Weight kg
Electrical block (contact or light)	1.6 ± 0.2	10	**ZBZ 010**	0.008
	2.2 ± 0.2	10	**ZBZ 011**	0.008
	3.2 ± 0.2	10	**ZBZ 012**	0.008

Contact functions *(1)*

Contacts for standard applications

Description	Type of contact	N/O	N/C	Sold in lots of	Unit reference	Weight kg
Contact blocks	Single	1	–	5	**ZBE 701**	0.011
		–	1	5	**ZBE 702**	0.011

Contacts for specific applications

Application	Type of contact	N/O	N/C	Sold in lots of	Unit reference	Weight kg
Low power switching	Single	1	–	5	**ZBE 7016**	0.012
		–	1	5	**ZBE 7026**	0.012

Light blocks *(1)*

Description	Supply voltage V	Colour of LED	Sold in lots of	Unit reference	Weight kg
Integral LED (to combine with heads for integral LED) Protected LED	≂ 24 (50/60 Hz)	White	5	**ZBV B17**	0.004
		Green	5	**ZBV B37**	0.004
		Red	5	**ZBV B47**	0.004
		Orange	5	**ZBV B57**	0.004
		Blue	5	**ZBV B67**	0.004

(1) For details of support drilling and of printed circuit board: see page 36021-EN/13

Control and signalling units Ø 22
Harmony® XB5, plastic
Body/contact assemblies - Faston connectors

To combine with heads, see pages 36160-EN/2 to 36167-EN/2


121475

ZBE 1023


121508

ZBE 2043


111294

ZB5 AZ1013


111295

ZB5 AZ1023

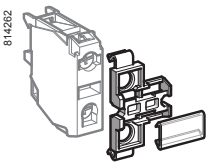
814262

ZBZ 001


540548

XBY 2U

Contact functions *(1)*
Faston connectors (6.35 or 2 x 2.8 mm)

Contacts for standard applications

Description	Type of contact	N/O	N/C	Sold in lots of	Unit reference	Weight kg
Contact blocks	Single	1	–	5	**ZBE 1013**	0.011
		–	1	5	**ZBE 1023**	0.011
	Double	2	–	5	**ZBE 2033**	0.020
		–	2	5	**ZBE 2043**	0.020
		1	1	5	**ZBE 2053**	0.020
	Single with body/fixing collar	1	–	1	**ZB5 AZ1013** *(2)*	0.021
		–	1	1	**ZB5 AZ1023** *(2)*	0.021
		2	–	1	**ZB5 AZ1033**	0.030
		–	2	1	**ZB5 AZ1043**	0.030
		1	1	1	**ZB5 AZ1053**	0.030

Contacts for specific applications

Application	Type of contact	Description	N/O	N/C	Sold in lots of	Unit reference	Weight kg
Low power switching	Single	Standard	1	–	5	**ZBE 10163** *(2)*	0.012
			–	1	5	**ZBE 10263** *(2)*	0.012
		Dusty environments *(3)* (IP5X, 50 µm dust)	1	–	5	**ZBE 1016P3** *(2)*	0.012
			–	1	5	**ZBE 1026P3** *(2)*	0.012
Staggered contacts	Single	Early make N/O	1	–	5	**ZBE 2013** *(2)*	0.011
		Late break N/C	–	1	5	**ZBE 2023** *(2)*	0.011
High power switching	Single	Standard *(4)*	1	–	1	**ZBE 5013**	0,021
			–	1	1	**ZBE 5023**	0,021
			2	–	1	**ZBE 5033**	0,033
			–	2	1	**ZBE 5043**	0,033
			1	1	1	**ZBE 5053**	0,033

Clip-on legend holder for electrical blocks with screw clamp terminal connections *(5)*

For use with	Sold in lots of	Unit reference	Weight kg
Identification of an XB5 A control or signalling unit	10	**ZBZ 001**	0.001

Sheet of 50 blank legends

Legend holder ZBZ 001	10	**ZBY 001**	0.023

"SIS Label" labelling software (for legends **ZBY 001**)

For legend design for English, French, German, Italian, Spanish	1	**XBY 2U**	0.100

(1) The contact blocks enable variable composition of body/contact assemblies. Maximum number of rows possible: 3. Either 3 rows of 3 single contacts or 1 row of 3 double contacts + 1 row of 3 single contacts (double contacts occupy the first 2 rows).
*(2) To order products with screw clamp terminal connections for lugs, replace the **3** at the end of the reference with a **9**. Example: **ZBE 1013** becomes **ZBE 1019**.*
(3) It is not possible to fit an additional contact block on the back of these contact blocks.
(4) It is not possible to fit an additional contact block on the back of these contact blocks or to use these contacts with light blocks.
(5) This legend holder is not compatible with high power switching contacts.

General : page 36025-EN/2
Characteristics : page 36011-EN/2
Dimensions : page 36021-EN/2

Control and signalling units Ø 22
Harmony® XB5, plastic
Body/contact assemblies - Plug-in connector

To combine with heads, see pages 36160-EN/2 to 36167-EN/2

814588



ZB5 AZ009

Body/fixing collar

For use with	Sold in lots of	Unit reference	Weight kg
Electrical block (contact or light)	10	**ZB5 AZ009**	0.006

814278



ZBE 1014

814279



ZBE 1024

Contact functions
Plug-in connector *(1)*
Contacts for standard applications

Description	Type of contact	N/O	N/C	Sold in lots of	Unit reference	Weight kg
Contact blocks	Single	1	–	5	**ZBE 1014**	0.011
		–	1	5	**ZBE 1024**	0.011
	Single with body/fixing collar	1	–	1	**ZB5 AZ1014**	0.018
		–	1	1	**ZB5 AZ1024**	0.018
		2	–	1	**ZB5 AZ1034**	0.026
		–	2	1	**ZB5 AZ1044**	0.026
		1	1	1	**ZB5 AZ1054**	0.026
		1	2	1	**ZB5 AZ1414**	0.036

814408



ZB5 AZ1014

814410



ZB5 AZ1024

Light blocks
Plug-in connector

Description	Supply voltage (V)	Colour of light source	Sold in lots of	Unit reference	Weight kg
Integral LED (to combine with heads for integral LED) Protected LED	⎓ 24 (50/60 Hz)	White	5	**ZBV B14**	0.016
		Green	5	**ZBV B34**	0.016
		Red	5	**ZBV B44**	0.016
		Orange	5	**ZBV B54**	0.016
		Blue	5	**ZBV B64**	0.016
	~ 110…120 (50/60 Hz)	White	5	**ZBV G14**	0.016
		Green	5	**ZBV G34**	0.016
		Red	5	**ZBV G44**	0.016
		Orange	5	**ZBV G54**	0.016
		Blue	5	**ZBV G64**	0.016
	~ 230…240 (50/60 Hz)	White	5	**ZBV M14**	0.016
		Green	5	**ZBV M34**	0.016
		Red	5	**ZBV M44**	0.016
		Orange	5	**ZBV M54**	0.016
		Blue	5	**ZBV M64**	0.016

814280



ZBV B●4

530719

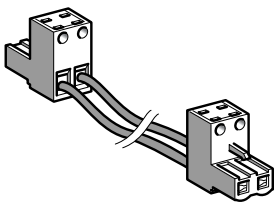

APE 1C2250

Connecting cables and connector

Description	Number of connectors	Wire c.s.a. mm²	Length mm	Sold in lots of	Unit reference	Weight kg
Cables with connectors 2-pin, 5.08 mm pitch	1	0.75	500	8	**APE 1C2150**	0.120
	2	0.75	500	8	**APE 1C2250**	0.180
Spring terminal connector 2-pin, 5.08 mm pitch	–	0.2 to 2.5	–	10	**APE 1PRE21**	0.003

(1) It is not possible to fit an additional contact block on the back of these contact blocks.

General : page 36025-EN/2 | Characteristics : page 36011-EN/2 | Dimensions : page 36021-EN/2

Control and signalling units Ø 22
Harmony® XB5, plastic
Body/contact assemblies + light blocks with integral LED

To combine with:
heads, see pages 36160-EN/7 to 36165-EN/7
contacts, see page 36168-EN/2


814532

ZB5 AW0●●1


814533

ZB5 AW0●●3

Complete body/contact assemblies and light blocks *(1)*
Screw clamp terminal connections (Schneider Electric anti-retightening system)

Light source	Supply voltage	Type of contact N/O	Type of contact N/C	Colour of light source	Reference	Weight
	V					kg
Direct supply						
Integral LED Protected LED	⎓ 24 (50/60 Hz)	1	–	White	**ZB5 AW0B11**	0.032
				Green	**ZB5 AW0B31**	0.032
				Red	**ZB5 AW0B41**	0.032
				Orange	**ZB5 AW0B51**	0.032
				Blue	**ZB5 AW0B61**	0.032
		–	1	White	**ZB5 AW0B12**	0.032
				Green	**ZB5 AW0B32**	0.032
				Red	**ZB5 AW0B42**	0.032
				Orange	**ZB5 AW0B52**	0.032
				Blue	**ZB5 AW0B62**	0.032
		2	–	White	**ZB5 AW0B13**	0.042
				Green	**ZB5 AW0B33**	0.042
				Red	**ZB5 AW0B43**	0.042
				Orange	**ZB5 AW0B53**	0.042
				Blue	**ZB5 AW0B63**	0.042
		1	1	White	**ZB5 AW0B15**	0.042
				Green	**ZB5 AW0B35**	0.042
				Red	**ZB5 AW0B45**	0.042
				Orange	**ZB5 AW0B55**	0.042
				Blue	**ZB5 AW0B65**	0.042
	∿ 110...120 (50/60 Hz)	1	–	White	**ZB5 AW0G11**	0.032
				Green	**ZB5 AW0G31**	0.032
				Red	**ZB5 AW0G41**	0.032
				Orange	**ZB5 AW0G51**	0.032
				Blue	**ZB5 AW0G61**	0.032
		–	1	White	**ZB5 AW0G12**	0.032
				Green	**ZB5 AW0G32**	0.032
				Red	**ZB5 AW0G42**	0.032
				Orange	**ZB5 AW0G52**	0.032
				Blue	**ZB5 AW0G62**	0.032
		2	–	White	**ZB5 AW0G13**	0.042
				Green	**ZB5 AW0G33**	0.042
				Red	**ZB5 AW0G43**	0.042
				Orange	**ZB5 AW0G53**	0.042
				Blue	**ZB5 AW0G63**	0.042
		1	1	White	**ZB5 AW0G15**	0.042
				Green	**ZB5 AW0G35**	0.042
				Red	**ZB5 AW0G45**	0.042
				Orange	**ZB5 AW0G55**	0.042
				Blue	**ZB5 AW0G65**	0.042

(1) Can be fitted with additional contact blocks: see page 36168-EN/2.

Other versions Complete bodies with Faston connector terminals (6.35 or 2 x 2.8).
Please consult your Regional Sales Office.

General : page 36025-EN/2
Characteristics : page 36011-EN/2
Dimensions : page 36021-EN/2

Control and signalling units Ø 22
Harmony® XB5, plastic
Body/contact assemblies + light blocks with integral LED

To combine with:
heads, see pages 36160-EN/7 to 36165-EN/7
contacts, see page 36168-EN/2

814537



ZB5 AW0●●1

814536



ZB5 AW0●●3

Complete body/contact assemblies and light blocks *(1) (continued)*
Screw clamp terminal connections (Schneider Electric anti-retightening system)

Light source	Supply voltage	Type of contact N/O	Type of contact N/C	Colour of light source	Reference	Weight
	V					kg
Direct supply *(continued)*						
Integral LED Protected LED	∼ 230…240 (50/60 Hz)	1	–	White	**ZB5 AW0M11**	0.032
				Green	**ZB5 AW0M31**	0.032
				Red	**ZB5 AW0M41**	0.032
				Orange	**ZB5 AW0M51**	0.032
				Blue	**ZB5 AW0M61**	0.032
		–	1	White	**ZB5 AW0M12**	0.032
				Green	**ZB5 AW0M32**	0.032
				Red	**ZB5 AW0M42**	0.032
				Orange	**ZB5 AW0M52**	0.032
				Blue	**ZB5 AW0M62**	0.032
		2	–	White	**ZB5 AW0M13**	0.042
				Green	**ZB5 AW0M33**	0.042
				Red	**ZB5 AW0M43**	0.042
				Orange	**ZB5 AW0M53**	0.042
				Blue	**ZB5 AW0M63**	0.042
		1	1	White	**ZB5 AW0M15**	0.042
				Green	**ZB5 AW0M35**	0.042
				Red	**ZB5 AW0M45**	0.042
				Orange	**ZB5 AW0M55**	0.042
				Blue	**ZB5 AW0M65**	0.042

(1) Can be fitted with additional contact blocks: see page 36168-EN/2.

Other versions Complete bodies with Faston connector terminals (6.35 or 2 x 2.8).
Please consult your Regional Sales Office.

Control and signalling units Ø 22
Harmony® XB5, plastic
Body/light assemblies for pilot lights with integral LED

To combine with:
heads, see page 36166-EN/2
contacts, see page 36168-EN/2

563090



ZB5 AV●●

Complete light bodies (fixing collar + light block with integral LED)
Screw clamp terminal connections (Schneider Electric anti-retightening system)

Light source	Supply voltage V	Colour of light source	Reference	Weight kg
Integral LED Protected LED	≂ 12 (50/60 Hz)	White	**ZB5 AVJ1**	0.022
		Green	**ZB5 AVJ3**	0.022
		Red	**ZB5 AVJ4**	0.022
		Orange	**ZB5 AVJ5**	0.022
		Blue	**ZB5 AVJ6**	0.022
	≂ 24 *(1)* (50/60 Hz)	White	**ZB5 AVB1**	0.022
		Green	**ZB5 AVB3**	0.022
		Red	**ZB5 AVB4**	0.022
		Orange	**ZB5 AVB5**	0.022
		Blue	**ZB5 AVB6**	0.022
	≂24…120 (50/60 Hz)	White	**ZB5 AVBG1**	0.022
		Green	**ZB5 AVBG3**	0.022
		Red	**ZB5 AVBG4**	0.022
		Orange	**ZB5 AVBG5**	0.022
		Blue	**ZB5 AVBG6**	0.022
	~ 110...120 *(1)* (50/60 Hz)	White	**ZB5 AVG1**	0.022
		Green	**ZB5 AVG3**	0.022
		Red	**ZB5 AVG4**	0.022
		Orange	**ZB5 AVG5**	0.022
		Blue	**ZB5 AVG6**	0.022
	~ 230…240 *(1)* (50/60 Hz)	White	**ZB5 AVM1**	0.022
		Green	**ZB5 AVM3**	0.022
		Red	**ZB5 AVM4**	0.022
		Orange	**ZB5 AVM5**	0.022
		Blue	**ZB5 AVM6**	0.022

(1) Complete bodies with Faston connector terminals (6.35 or 2 x 2.8), see page 36168-EN/3.

General : page 36025-EN/2
Characteristics : page 36011-EN/2
Dimensions : page 36021-EN/2

Control and signalling units Ø 22
Harmony® XB5, plastic
Body/light assemblies for pilot lights with integral LED

To combine with:
heads, see page 36166-EN/2
contacts, see page 36168-EN/2



ZB5 AVB●156

Complete light bodies with 3-terminal "test" function
(fixing collar + light block with integral LED + pre-wired block for "test light" function)
Screw clamp terminal connections (Schneider Electric anti-retightening system)

Light source	Supply voltage V	Colour of light source	Reference	Weight kg
Integral LED Protected LED	⎓ 24 *(1)* (50/60 Hz)	White	**ZB5 AVB1156**	0.022
		Green	**ZB5 AVB3156**	0.022
		Red	**ZB5 AVB4156**	0.022
		Orange	**ZB5 AVB5156**	0.022
		Blue	**ZB5 AVB6156**	0.022

Complete bodies with flashing pilot light (fixing collar + light block with integral LED)
Screw clamp terminal connections (Schneider Electric anti-retightening system)

Light source	Supply voltage V	Colour of light source	Reference	Weight kg
Integral LED Protected LED	⎓ 24 (50/60 Hz)	White	**ZB5 AV18B1**	0.022
		Green	**ZB5 AV18B3**	0.022
		Red	**ZB5 AV18B4**	0.022
		Orange	**ZB5 AV18B5**	0.022
		Blue	**ZB5 AV18B6**	0.022
	~ 110…120 (50/60 Hz)	White	**ZB5 AV18G1**	0.022
		Green	**ZB5 AV18G3**	0.022
		Red	**ZB5 AV18G4**	0.022
		Orange	**ZB5 AV18G5**	0.022
		Blue	**ZB5 AV18G6**	0.022
	~ 230…240 (50/60 Hz)	White	**ZB5 AV18M1**	0.022
		Green	**ZB5 AV18M3**	0.022
		Red	**ZB5 AV18M4**	0.022
		Orange	**ZB5 AV18M5**	0.022
		Blue	**ZB5 AV18M6**	0.022

*(1) For a ~ 120 or 230 V supply, use complete body **ZB5 AVG●** or **ZB5 AVM●** with block for "test light" function type **ZBZ M156**, see page 36168-EN/3.*

General : page 36025-EN/2
Characteristics : page 36011-EN/2
Dimensions : page 36021-EN/2

Control and signalling units Ø 22

Harmony® XB5, plastic

Body/contact assemblies + light blocks with BA 9s base fitting

To combine with heads, see page 36160-EN/6 to 36165-EN/5
contacts, see page 36168-EN/2

814549



ZB5 AW065

Complete body/contact assemblies and light blocks *(1)*

For bulb with BA 9s base fitting (incandescent, neon or LED)
Screw clamp terminal connections (Schneider Electric anti-retightening system)

Light source	Supply voltage V	Type of contact N/O	Type of contact N/C	Colour of light source	Reference	Weight kg
Direct supply						
BA 9s base fitting bulb, 2.4 W max., not included *(2)*	≤ 250	1	–	–	**ZB5 AW061**	0.031
		–	1	–	**ZB5 AW062**	0.031
		2	–	–	**ZB5 AW063**	0.041
		1	1	–	**ZB5 AW065**	0.041
Supply via integral transformer (1.2 VA, 6 V secondary)						
Incandescent BA 9s base fitting bulb, included	∼ 110…120 50/60 Hz	1	–	–	**ZB5 AW031**	0.110
		1	1	–	**ZB5 AW035**	0.119
	∼ 230 50 Hz ∼ 220…240 60 Hz	1	–	–	**ZB5 AW041**	0.110
		1	1	–	**ZB5 AW045**	0.119
	∼ 400 50 Hz	1	–	–	**ZB5 AW051**	0.110
		1	1	–	**ZB5 AW055**	0.119
BA9s base fitting LED, included	∼ 110…120 50/60 Hz	1	1	White	**ZB5 AW03D15**	0.119
				Green	**ZB5 AW03D35**	0.119
				Red	**ZB5 AW03D45**	0.119
				Orange	**ZB5 AW03D55**	0.119
				Blue	**ZB5 AW03D65**	0.119
	∼ 230 50 Hz ∼ 220…240 60 Hz	1	1	White	**ZB5 AW04D15**	0.119
				Green	**ZB5 AW04D35**	0.119
				Red	**ZB5 AW04D45**	0.119
				Orange	**ZB5 AW04D55**	0.119
				Blue	**ZB5 AW04D65**	0.119
	∼ 400 50/60 Hz	1	1	White	**ZB5 AW05D15**	0.120
				Green	**ZB5 AW05D35**	0.120
				Red	**ZB5 AW05D45**	0.120
				Orange	**ZB5 AW05D55**	0.120
				Blue	**ZB5 AW05D65**	0.120

563168



ZB5 AW035

(1) Can be fitted with additional contact blocks: see page 36168-EN/2.
(2) Bulb to be ordered separately: see page 36171-EN/4.

Other versions Complete bodies with integral transformer incorporating Faston connector terminals (6.35 or 2 x 2.8). Please consult your Regional Sales Office.

Control and signalling units Ø 22
Harmony® XB5, plastic
Light bodies for pilot lights with BA 9s base fitting

To combine with:
heads, see page 36168-EN/3
contacts, see page 36168-EN/2

Light blocks
Screw clamp terminal connections (Schneider Electric anti-retightening system)

Description	Supply voltage V	Sold in lots of	Unit reference	Weight kg
Direct supply for BA 9s base fitting bulb, 2.4 W max., not included *(1)*	⩽ 250	5	**ZBV 6**	0.016

Complete light bodies (fixing collar + light block)
For bulb with BA 9s base fitting (incandescent, neon or LED)
Screw clamp terminal connections (Schneider Electric anti-retightening system)

Light source	Supply voltage V	Colour of light source	Reference	Weight kg
Direct supply				
BA 9s base fitting bulb, 2.4 W max, not included *(1)*	⩽ 250	–	**ZB5 AV6**	0.022
Supply via integral transformer (1.2 VA, 6 V secondary)				
BA 9s base fitting incandescent bulb, included	∿ 110…120 -50/60 Hz	–	**ZB5 AV3**	0.099
	∿ 230 - 50 Hz ∿ 220…240 - 60 Hz	–	**ZB5 AV4**	0.099
	∿ 400 - 50 Hz	–	**ZB5 AV5**	0.099
	∿ 440…480 - 60 Hz	–	**ZB5 AV8**	0.099
	∿ 550…600 - 60 Hz	–	**ZB5 AV9**	0.099
BA 9s base fitting LED, included	∿ 110…120 - 50/60 Hz	White	**ZB5 AV3D1**	0.102
		Green	**ZB5 AV3D3**	0.102
		Red	**ZB5 AV3D4**	0.102
		Orange	**ZB5 AV3D5**	0.102
		Blue	**ZB5 AV3D6**	0.102
	∿ 230 - 50 Hz ∿ 220…240 - 60 Hz	White	**ZB5 AV4D1**	0.102
		Green	**ZB5 AV4D3**	0.102
		Red	**ZB5 AV4D4**	0.102
		Orange	**ZB5 AV4D5**	0.102
		Blue	**ZB5 AV4D6**	0.102
	∿ 400 - 50/60 Hz	White	**ZB5 AV5D1**	0.102
		Green	**ZB5 AV5D3**	0.102
		Red	**ZB5 AV5D4**	0.102
		Orange	**ZB5 AV5D5**	0.102
		Blue	**ZB5 AV5D6**	0.102

814524



ZB5 AV6

814523



ZB5 AV3

Complete light bodies with 3-terminal “test” function (fixing collar + light block)
For bulb with BA 9s base fitting (incandescent, neon or LED)
Screw clamp terminal connections (Schneider Electric anti-retightening system)

Light source	Supply voltage V	Reference	Weight kg
Direct supply			
BA 9s base fitting bulb, 2.4 W max, not included *(1)*	⩽ 250	**ZB5 AV156**	0.021

(1) Bulb to be ordered separately, see page 36171-EN/4.

522068



ZB5 AV156

Other versions Complete bodies with Faston connector terminals (6.35 or 2 x 2.8), *see page 36168-EN/3.*

General : page 36025-EN/2
Characteristics : page 36011-EN/2
Dimensions : page 36021-EN/2