# Thermal-magnetic motor circuit breakers type GV2-RT (1)
Control by rocker lever

References



**GV2-RT**

## For motors with high current peak on starting

| Standard power ratings of 3-phase motors 50/60 Hz in category AC-3 | | | | | Setting range of thermal trips | Magnetic tripping current Id ± 20 % | Reference | Weight |
|---|---|---|---|---|---|---|---|---|
| 220 230 V | 400 415 V | 440 V | 500 V | 690 V | | | | |
| **kW** | **kW** | **kW** | **kW** | **kW** | **A** | **A** | | kg |
| 0.06 | 0.09 | 0.09<br>0.12 | – | – | 0.25...0.40 | 8 | **GV2-RT03** | 0.350 |
| – | 0.12<br>0.18 | 0.18 | – | 0.37 | 0.40...0.63 | 13 | **GV2-RT04** | 0.350 |
| 0.09<br>0.12 | 0.25<br>0.37 | 0.25<br>0.37 | 0.37 | 0.55 | 0.63...1 | 22 | **GV2-RT05** | 0.350 |
| 0.18<br>0.25 | 0.37<br>0.55 | 0.37<br>0.55 | 0.37<br>0.55<br>0.75 | 0.75<br>1.1 | 1...1.6 | 33 | **GV2-RT06** | 0.350 |
| 0.37 | 0.75 | 0.75<br>1.1 | 1.1 | 1.5 | 1.6...2.5 | 51 | **GV2-RT07** | 0.350 |
| 0.55<br>0.75 | 1.1<br>1.5 | 1.5 | 1.5<br>2.2 | 2.2<br>3 | 2.5...4 | 78 | **GV2-RT08** | 0.350 |
| 1.1 | 2.2 | 2.2<br>3 | 3 | 4 | 4...6.3 | 138 | **GV2-RT10** | 0.350 |
| 1.5<br>2.2 | 3<br>4 | 4 | 4<br>5.5 | 5.5<br>7.5 | 6...10 | 200 | **GV2-RT14** | 0.350 |
| 2.2<br>3 | 5.5 | 5.5<br>7.5 | 7.5 | 9<br>11 | 9...14 | 280 | **GV2-RT16** | 0.350 |
| 4 | 7.5 | 7.5<br>9 | 9 | 15 | 13...18 | 400 | **GV2-RT20** | 0.350 |
| 5.5 | 9<br>11 | 11 | 11 | 18.5 | 17...23 | 400 | **GV2-RT21** | 0.350 |

## For primaries of 3-phase transformers

| Standard power ratings | | | | | Setting range of thermal trips | Magnetic tripping Id ± 20 % | Reference | Weight |
|---|---|---|---|---|---|---|---|---|
| 230 240 V | 400 415 V | 440 V | 500 V | 690 V | | | | |
| **kVA** | **kVA** | **kVA** | **kVA** | **kVA** | **A** | **A** | | kg |
| – | – | – | – | – | 0.25...0.40 | 8 | **GV2-RT03** | 0.350 |
| – | – | – | – | – | 0.40...0.63 | 13 | **GV2-RT04** | 0.350 |
| – | – | 0.63 | 0.63 | 1 | 0.63...1 | 22 | **GV2-RT05** | 0.350 |
| 0.4 | 0.63 | 1 | 1 | – | 1...1.6 | 33 | **GV2-RT06** | 0.350 |
| 0.63 | 1 | – | 1.6 | 1.6<br>2 | 1.6...2.5 | 51 | **GV2-RT07** | 0.350 |
| 1 | 1.6<br>2 | 1.6<br>2 | 2<br>2.5 | 2.5 | 2.5...4 | 78 | **GV2-RT08** | 0.350 |
| 1.6<br>2 | 2.5 | 2.5<br>4 | 4 | 4<br>5<br>6.3 | 4...6.3 | 138 | **GV2-RT10** | 0.350 |
| 2.5 | 4<br>5 | 5 | 5<br>6.3 | – | 6...10 | 200 | **GV2-RT14** | 0.350 |
| 4 | 6.3 | 6.3 | – | 10<br>12.5 | 9...14 | 280 | **GV2-RT16** | 0.350 |
| 5<br>6.3 | 10 | 10 | 10<br>12.5 | 10 | 13...18 | 400 | **GV2-RT20** | 0.350 |

## Accessories (2)

| Description | Reference | Weight kg |
|---|---|---|
| **Padlockable external operator** (IP 54).<br>black handle, blue legend plate | **GV2-AP03** | 0.280 |

(1) Characteristics of GV2-RT identical to those of GV2-M units, see pages 21021/2 to 21021/13, except tripping current (Id) and sensitivity to phase failure.
(2) Other accessories such as mounting, cabling and marking accessories are identical to those used for GV2-M motor circuit breakers, see page 21022/7.

Thermal-magnetic motor circuit breakers type GV2-RT

Curves, dimensions, mounting, schemes

## Curves

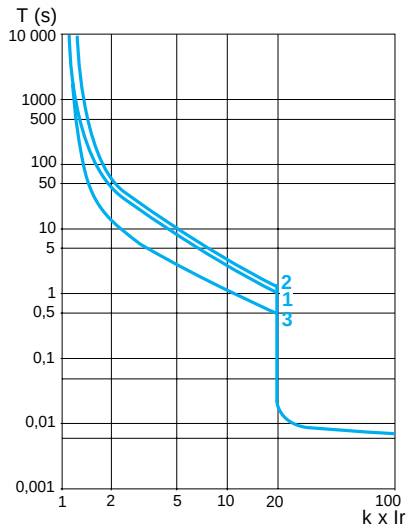


**1** 3 poles cold state
**2** 2 poles cold state
**3** 3 poles hot state

## Dimensions, mounting

**Dimensions GV2-RT**

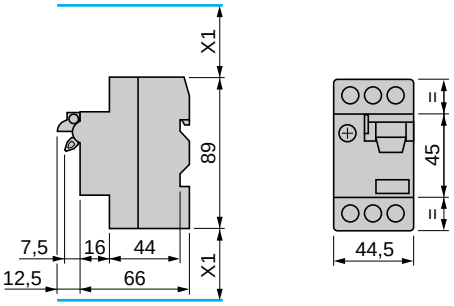


X1 : Electrical clearance = 40 mm for Ue 690 V.

**Mounting of external operator GV2-AP03**

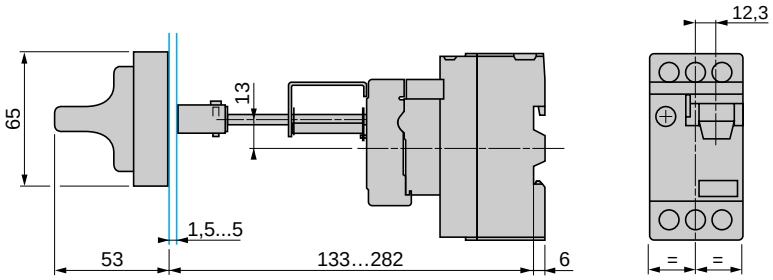


**Mounting GV2-RT**
on ⊔ rail (width 35 mm)
c = 80 on AM1-DP200 (35 x 7,5)
c = 88 on AM1-DE200, ED200 (35 x 15)

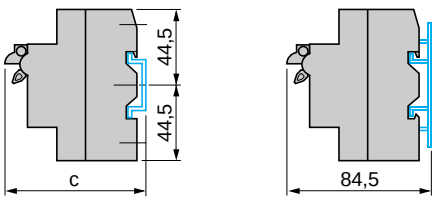


On panel with adaptor plate **GV2-AF02**

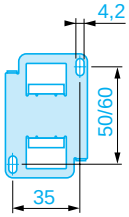


On pre-slotted mounting plate **AM1-PA**

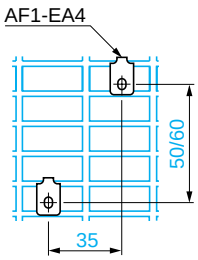


On mounting rails **DZ5-MB**

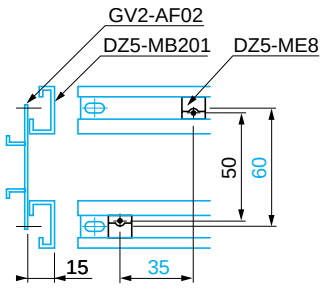


## Schemes

