NS630b to NS1600 fixed manually operated
Complete device

Front-connected circuit breaker with Micrologic 2.0 control unit

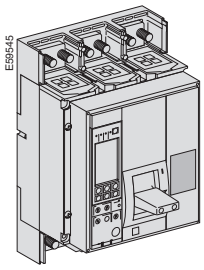

Compact NS type N		
Icu = 50 kA at 220/415 V	3P	4P
NS630b	33460	33463
NS800	33466	33469
NS1000	33472	33475
NS1250	33478	33480
NS1600	33482	33484
Compact NS type H		
Icu = 70 kA at 220/415 V	3P	4P
NS630b	33461	33464
NS800	33467	33470
NS1000	33473	33476
NS1250	33479	33481
NS1600	33483	33485
Compact NS type L		
Icu = 150 kA at 220/415 V	3P	4P
NS630b	33462	33465
NS800	33468	33471
NS1000	33474	33477

Front-connected circuit breaker with Micrologic 5.0 control unit

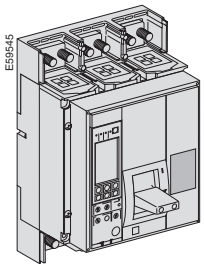

Compact NS type N		
Icu = 50 kA at 220/415 V	3P	4P
NS630b	33546	33549
NS800	33552	33555
NS1000	33558	33561
NS1250	33564	33566
NS1600	33568	33570
Compact NS type H		
Icu = 70 kA at 220/415 V	3P	4P
NS630b	33547	33550
NS800	33553	33556
NS1000	33559	33562
NS1250	33565	33567
NS1600	33569	33571
Compact NS type L		
Icu = 150 kA at 220/415 V	3P	4P
NS630b	33548	33551
NS800	33554	33557
NS1000	33560	33563

Front-connected switch-disconnector

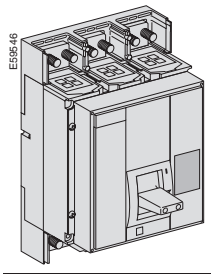

	3P	4P
NS630b	33486	33491
NS800	33487	33492
NS1000	33488	33493
NS1250	33489	33494
NS1600	33490	33495

Note: *select in addition the connection accessories, device accessories and auxiliaries, control-unit accessories and communications option, as required.*

NS630b to NS1600 fixed manually operated (cont.)
Complete device (cont.)

Front-connected circuit breaker with Micrologic 2.0 A control unit

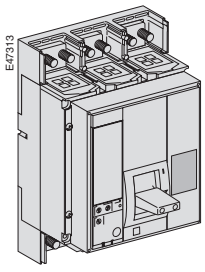

Compact NS type N		
Icu = 50 kA at 220/415 V	3P	4P
NS630b	33223	33227
NS800	33233	33237
NS1000	33243	33247
NS1250	33253	33257
NS1600	33263	33267
Compact NS type H		
Icu = 70 kA at 220/415 V	3P	4P
NS630b	33228	33229
NS800	33238	33239
NS1000	33248	33249
NS1250	33258	33259
NS1600	33268	33269
Compact NS type L		
Icu = 150 kA at 220/415 V	3P	4P
NS630b	33497	33500
NS800	33498	33501
NS1000	33499	33502

Front-connected circuit breaker with Micrologic 5.0 A control unit

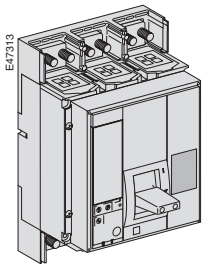

Compact NS type N		
Icu = 50 kA at 220/415 V	3P	4P
NS630b	33323	33327
NS800	33333	33337
NS1000	33343	33347
NS1250	33353	33357
NS1600	33363	33367
Compact NS type H		
Icu = 70 kA at 220/415 V	3P	4P
NS630b	33328	33329
NS800	33338	33339
NS1000	33348	33349
NS1250	33358	33359
NS1600	33368	33369
Compact NS type L		
Icu = 150 kA at 220/415 V	3P	4P
NS630b	33516	33519
NS800	33517	33520
NS1000	33518	33521

Note: *select in addition the connection accessories, device accessories and auxiliaries, control-unit accessories and communications option, as required.*

NS630b to NS1600 fixed manually operated (cont.)
Device based on separate components

Basic circuit breaker

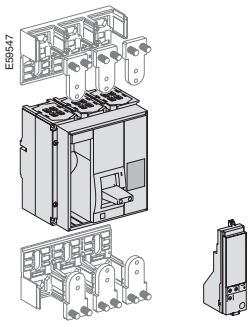

Compact NS type N		
Icu = 50 kA at 220/415 V	3P	4P
NS630b	33220	33224
NS800	33230	33234
NS1000	33240	33244
NS1250	33250	33254
NS1600	33260	33264
Compact NS type H		
Icu = 70 kA at 220/415 V	3P	4P
NS630b	33221	33225
NS800	33231	33235
NS1000	33241	33245
NS1250	33251	33255
NS1600	33261	33265
Compact NS type L		
Icu = 150 kA at 220/415 V	3P	4P
NS630b	33222	33226
NS800	33232	33236
NS1000	33242	33246

+ Micrologic control units			
		Without ammeter	With ammeter (option A)
Basic protection	2.0	33504	33505
Selective protection	5.0	33511	33512
Selective + earth-fault protection	6.0		33513
Selective + earth-leakage protection	7.0		33514

Basic switch-disconnector

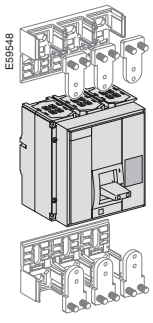

Compact NS type NA		
	3P	4P
NS630b	33420	33421
NS800	33422	33423
NS1000	33424	33425
NS1250	33426	33427
NS1600	33428	33429

Connections for circuit breakers and switch-disconnectors

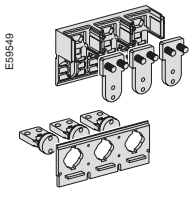

Front connection			
		3P	4P
630/1000 A	Top	33598	33608
	Bottom	33599	33609
1250 A	Top	33600	33610
630/1000 A type L	Bottom	33601	33611
1600 A	Top	33602	33612
	Bottom	33603	33613
Rear connection			
		3P	4P
Vertical	Top	33604	33614
	Bottom	33605	33615
Horizontal	Top	33606	33616
	Bottom	33607	33617

Note: *to order a complete device, order:*
- *a basic circuit breaker and a Micrologic control unit, or a basic switch disconnector*
- *connections*
- *accessories (for the device, the connection, the control unit) and communication option as required.*

NS630b to NS1600 fixed electrically operated
Device based on separate components

Basic circuit breaker

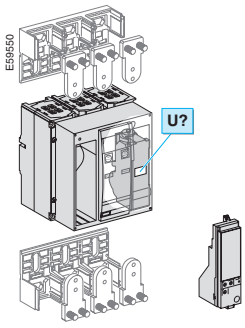

Note: *the characteristics of the motor mechanism module for electrical operation are specified separately by selecting a part number from the table at the bottom of this page.*

Compact NS type N		
Icu = 50 kA at 220/415 V	3P	4P
NS630b	**33270**	**33274**
NS800	**33280**	**33284**
NS1000	**33290**	**33294**
NS1250	**33300**	**33304**
NS1600	**33310**	**33314**
Compact NS type H		
Icu = 70 kA at 220/415 V	3P	4P
NS630b	**33271**	**33275**
NS800	**33281**	**33285**
NS1000	**33291**	**33295**
NS1250	**33301**	**33305**
NS1600	**33311**	**33315**
Compact NS type L		
Icu = 150 kA at 220/415V	3P	4P
NS630b	**33272**	**33276**
NS800	**33282**	**33286**
NS1000	**33292**	**33296**

+ Micrologic control units			
		Without ammeter	With ammeter (option A)
Basic protection	2.0	**33504**	**33505**
Selective protection	5.0	**33511**	**33512**
Selective + earth-fault protection	6.0		**33513**
Selective + earth-leakage protection	7.0		**33514**

Basic switch-disconnector

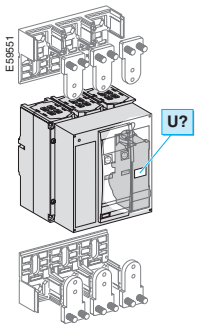

Compact NS type NA		
	3P	4P
NS630b	**33440**	**33441**
NS800	**33442**	**33443**
NS1000	**33444**	**33445**
NS1250	**33446**	**33447**
NS1600	**33448**	**33449**

Note: *the characteristics of the motor mechanism module for electrical operation are specified separately by selecting a part number from the table at the bottom of this page.*

Connections for circuit breakers and switch-disconnectors

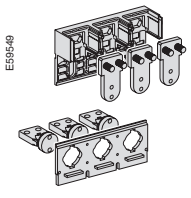

Front connection			
		3P	4P
630/1000 A	Top	**33598**	**33608**
	Bottom	**33599**	**33609**
1250 A	Top	**33600**	**33610**
630/1000 A type L	Bottom	**33601**	**33611**
1600 A	Top	**33602**	**33612**
	Bottom	**33603**	**33613**
Rear connection			
Vertical	Top	**33604**	**33614**
	Bottom	**33605**	**33615**
Horizontal	Top	**33606**	**33616**
	Bottom	**33607**	**33617**

Motor mechanism module

AC 50/60 Hz			DC		
	Standard	Communicating		Standard	Communicating
48 V	**33691**	**33698**	24-30 V	**33690**	**33697**
100-130 V	**33687**	**33694**	48-60 V	**33691**	**33698**
220-240 V	**33688**	**33695**	100-130 V	**33692**	**33699**
380-415 V	**33689**	**33696**	200-250 V	**33693**	**33700**

Note: *to order a complete device, order:*
- *a basic circuit breaker and a Micrologic control unit, or a basic switch disconnector*
- *connections*
- *accessories (for the device, the connection, the control unit) and communication option as required.*

NS630b to NS1600 manually operated withdrawable devices
Device based on separate components

Basic circuit breaker

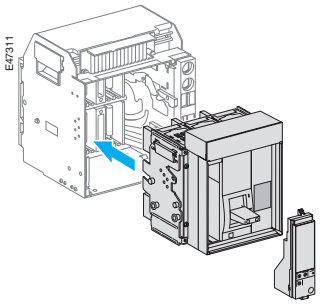

Compact NS type N			
Icu = 50 kA at 220/415 V		3P	4P
NS630b		33320	33324
NS800		33330	33334
NS1000		33340	33344
NS1250		33350	33354
NS1600		33360	33364
Compact NS type H			
Icu = 70 kA at 220/415 V		3P	4P
NS630b		33321	33325
NS800		33331	33335
NS1000		33341	33345
NS1250		33351	33355
NS1600		33361	33365
Compact NS type L			
Icu = 150 kA at 220/415 V		3P	4P
NS630b		33322	33326
NS800		33332	33336
NS1000		33342	33346
+ Micrologic control units			
		Without ammeter	With ammeter (option A)
Basic protection	2.0	33504	33525
Selective protection	5.0	33511	33532
Selective + earth-fault protection	6.0		33533
Selective + earth-leakage protection	7.0		33534

Basic switch-disconnector

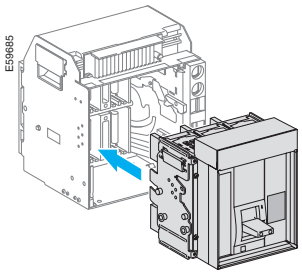

Compact NS type NA		
	3P	4P
NS630b	33430	33431
NS800	33432	33433
NS1000	33434	33435
NS1250	33436	33437
NS1600	33438	33439

Basic chassis and connections

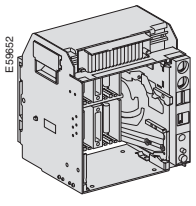

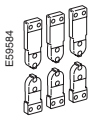



Chassis		
	3P	4P
630/1250 A	33722	33725
1600 A 630/1000 A type L	33723	33726

+ connection			
		3P	4P
Front connection			
Top		33727	33733
Bottom		33728	33734
Rear connection			
Vertical	Top	33729	33735
	Bottom	33730	33736
Horizontal	Top	33731	33737
	Bottom	33732	33738

Note: *to order a complete device, order:*
- *a basic circuit breaker and a Micrologic control unit, or a basic switch disconnector*
- *chassis and connections*
- *accessories (for the device, the connection, the control unit) and communication option as required.*

NS630b to NS1600 electrically operated withdrawable devices
Device based on separate components

Basic circuit breaker

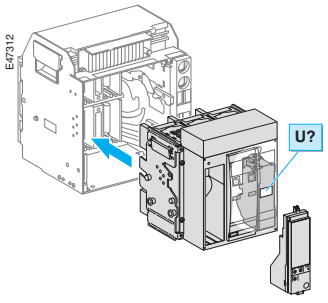

Note: *the characteristics of the motor mechanism module for electrical operation are specified separately by selecting a part number from the table at the bottom of this page.*

Compact NS type N		
Icu = 50 kA at 220/415 V	3P	4P
NS630b	**33370**	**33374**
NS800	**33380**	**33384**
NS1000	**33390**	**33394**
NS1250	**33400**	**33404**
NS1600	**33410**	**33414**
Compact NS type H		
Icu = 70 kA at 220/415 V	3P	4P
NS630b	**33371**	**33375**
NS800	**33381**	**33385**
NS1000	**33391**	**33395**
NS1250	**33401**	**33405**
NS1600	**33411**	**33415**
Compact NS type L		
Icu = 150 kA at 220/415 V	3P	4P
NS630b	**33372**	**33376**
NS800	**33382**	**33386**
NS1000	**33392**	**33396**

+ Micrologic control units			
		Without ammeter	With ammeter (option A)
Basic protection	2.0	**33504**	**33525**
Selective protection	5.0	**33511**	**33532**
Selective + earth-fault protection	6.0		**33533**
Selective + earth-leakage protection	7.0		**33534**

Basic switch-disconnector

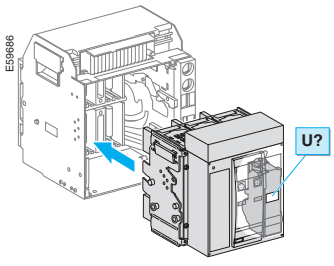

Compact NS type NA		
	3P	4P
NS630b	**33450**	**33451**
NS800	**33452**	**33453**
NS1000	**33454**	**33455**
NS1250	**33456**	**33457**
NS1600	**33458**	**33459**

Note: *the characteristics of the motor mechanism module for electrical operation are specified separately by selecting a part number from the table at the bottom of this page.*

Chassis and connections

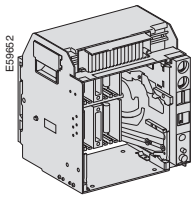

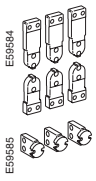

Chassis		
	3P	4P
630/1250 A	**33722**	**33725**
1600 A 630/1000 A type L	**33723**	**33726**

+ connection			
		3P	4P
Front connection			
Top		**33727**	**33733**
Bottom		**33728**	**33734**
Rear connection			
Vertical	Top	**33729**	**33735**
	Bottom	**33730**	**33736**
Horizontal	Top	**33731**	**33737**
	Bottom	**33732**	**33738**

Motor mechanism module

AC 50/60 Hz			DC		
	Standard	Communicating		Standard	Communicating
48 V	**33831**	**33838**	24-30 V	**33830**	**33837**
100-130 V	**33827**	**33834**	48-60 V	**33831**	**33838**
220-240 V	**33828**	**33835**	100-130 V	**33832**	**33839**
380-415 V	**33829**	**33836**	200-250 V	**33833**	**33840**

Note: *to order a complete device, order:*
- *a basic circuit breaker and a Micrologic control unit, or a basic switch disconnector,*
- *chassis and connections*
- *accessories (for the device, the connection, the control unit) and communication option as required.*

Accessories for NS630b to NS1600 fixed devices

Connection accessories

	Front connection		Rear connection	
Bare-cable connectors + 1 connector shield for 4 cables (240 mm²)				
 E59558	3P (3 parts)	**33640**		
	4P (4 parts)	**33641**		
1 long connection shield				
 E59578	3P	**33628**		
	4P	**33629**		
Vertical-connection adapters				
 E59559	3P (3 parts)	**33642**		
	4P (4 parts)	**33643**		
Cable lug adapters				
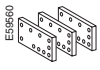 E59560	3P (3 parts)	**33644**		
	4P (4 parts)	**33645**		
Interphase barriers				
 E79151	3P/4P top (3 parts)	**33646**	3P/4P top (3 parts)	**33648**
	3P/4P bottom (3 parts)	**33646**	3P/4P bottom (3 parts)	**33648**
Arc chute screen				
 E74437	3P	**33596**		
	4P	**33597**		
Brackets for mounting on a horizontal surface				
			3P/4P (2 parts)	**33647**
Spreaders				
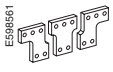 E59561	3P	**33622**	3P	**33622**
	4P	**33623**	4P	**33623**

Cable lug kits			
 E47820	240 mm²	3P (6 lug kit)	**33013**
		4P (8 lug kit)	**33014**
	300 mm²	3P (6 lug kit)	**33015**
		4P (8 lug kit)	**33016**

Electrical auxiliaries

Indication contacts

	6 A - 240 V	Low level
 E59574 OF, ON/OFF indication contacts	**29450**	**29452**
SD, trip indication contact for manually operated devices	**33004**	**33008**
SDE, fault indication contact operated devices	**33011**	**33012**

Up to 3 OF, 1 SD and 1 SDE can be connected (the SDE contact is standard for electrically operated devices).

Instantaneous voltage releases

	MX	MN	Delay unit for MN	
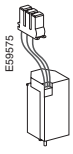 E59575			**R** (non-adjustable)	**Rr** (adjustable)
12 V DC	**33658**			
24-30 V AC/DC	**33659**	**33668**		
48-60 V AC/DC	**33660**	**33669**		**33680**
100-130 V AC/DC	**33661**	**33670**	**33684**	**33681**
200-250 V AC/DC	**33662**	**33671**	**33685**	**33682**
240-277 V AC	**33663**			
380-480 V AC	**33664**	**33673**		**33683**

Installation accessories

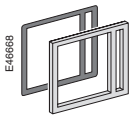 E46668 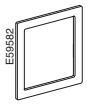 E59582 ref. 33717 ref. 33718	Escutcheon (small cut-out) for manually operated device with toggle	**33717**
	Escutcheon for: device with toggle (large cutout), - device with rotary handle, - electrically operated device	**33718**

Blanking plate

 E59698	**33858**

(1) *See Compact NS.*

Accessories for NS630b to NS1600 withdrawable devices

Connection accessories

Vertical-connection adapters for front-connected chassis

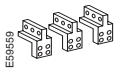

3P (3 parts)	**33642**
4P (4 parts)	**33643**

Cable lug adapters for front-connected chassis

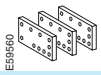

3P (3 parts)	**33644**
4P (4 parts)	**33645**

Interphase barriers for rear-connected chassis



3P/4P (3 parts)	**33768**

Spreaders for front-connected and rear-connected chassis

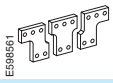

3P (3 parts)	**33622**
4P (4 parts)	**33623**

Cable lug kits



240 mm²	3P (6 lug kit)	**33013**
	4P (8 lug kit)	**33014**
300 mm²	3P (6 lug kit)	**33015**
	4P (8 lug kit)	**33016**

Chassis accessories

Auxiliary terminal shield (CB)

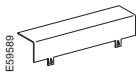

3P	**33763**
4P	**33764**

Safety shutters (VO)



3P	**33765**
4P	**33766**

Electrical auxiliaries

OF ON/OFF indication contacts

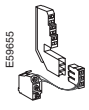

	6 A - 240 V	Low level
OF, ON/OFF indication contacts	**33801**	**33804**
SD, trip indication contact for manually operated devices	**33800**	**33803**
SDE, fault indication contact operated devices	**33799**	**33802**

Up to 3 OF, 1 SD and 1 SDE can be connected (the SDE contact is standard for electrically operated devices)

CE, CD, CT carriage switches



6 A - 240 V	**33170**
Low level	**33171**

Up to 3 CE, 1 CT, 2 CD per device

Instantaneous voltage releases

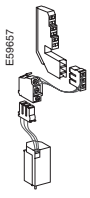

	MX	**MN**	**Delay unit for MN**	
			R (non-adjustable)	**Rr** (adjustable)
12 V DC	**33809**			
24-30 V AC/DC	**33810**	**33819**		
48-60 V AC/DC	**33811**	**33820**		**33680**
100-130 V AC/DC	**33812**	**33821**	**33684**	**33681**
200-250 V AC/DC	**33813**	**33822**	**33685**	**33682**
240-277 V AC	**33814**			
380-480 V AC	**33815**	**33824**		**33683**

Auxiliary terminals for chassis alone

3 wire terminal (30 parts)	**47071**
6 wire terminal (10 parts)	**47072**
Jumpers (10 parts)	**47900**

Accessories for NS630b to NS1600 withdrawable devices (cont.)

Chassis locking

Keylocking in disconnected position

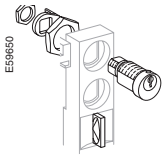

Profalux	1 lock	33773
	1 lock + 1 lock with same key profile	33774
	2 locks (with different key profiles)	33775
1 identical keylock Profalux with the same key:		
	key: random not identified combination	33173
	key: random identified 215470 combination	33174
	key: random identified 215471 combination	33175
Ronis	1 lock	33776
	1 lock + 1 lock with same key profile	33777
	2 locks (with different key profiles)	33778
1 identical keylock Ronis with the same key:		
	key: random not identified combination	33189
	key: random identified EL24135 combination	33190
	key: random identified EL24153 combination	33191
	key: random identified EL24315 combination	33192
Option for locking in connected, disconnected and test positions		33779
Keylock kit (without keylocks)	Profalux	33769
	Ronis	33770
	Castell	33771
	Kirk	33772

Door interlock

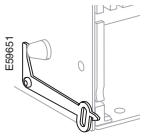

Right side of chassis (VPECD)	33786
Left side of chassis (VPECG)	33787

Racking interlock (VPOC)

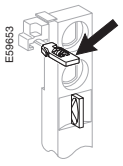

	33788

Mismatch protection (VDC)



	33767

Installation accessories

Escutcheon

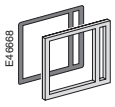

	33857

Transparent cover for escutcheon



	33859

Blanking plate

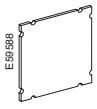

	33858

Spare parts

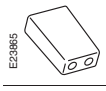

Toggle extension	46996

Accessories for NS630b to NS1600 fixed and withdrawable devices

Locking for manually operated devices

Removable toggle locking system

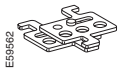
E59562

Locking by 3 padlocks		44936

Fixed toggle locking system


E68390

Locking by 3 padlocks		32631

Rotary handle for manually operated devices

Devices with direct rotary handles

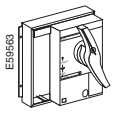
E59563

Handle and front	Black handle and black front	33863	
	Red handle and yellow front	33864	
Conversion accessory	CNOMO	33866	
Locking by keylocks		Ronis	Profalux
	OFF position	33870	33869
	OFF and ON positions	33872	33871
Keylock kit (without keylocks)		33868	33868

Mechanical interlocking

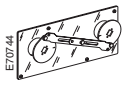
E70744

For 2 devices with extended rotary handles		33890

Devices with extended rotary handles

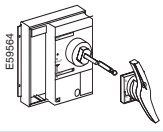
E59564

Handle and front	Black handle and black front	33878
	Red handle and yellow front	33879
	Telescopic (for chassis-mounted devices)	33880

Control accessories


E59573

2 advanced indication contacts (6 A - 240 V)		
	Early break	33882
	Early make	33883

Locking and accessories for electrically operated devices

Pushbutton locking


E59577

By transparent cover + padlocks		33897

Locking in OFF position

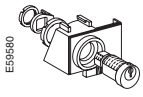
E59580

By Profalux keylocks	1 lock	33902
	1 lock + 1 lock with same key profile	33904
1 identical keylock Profalux with the same key:		
	key: random not identified combination	33173
	key: random identified 215470 combination	33174
	key: random identified 215471 combination	33175
By Ronis keylocks	1 lock	33903
	1 lock + 1 lock with same key profile	33905
1 identical keylock Ronis with the same key:		
	key: random not identified combination	33189
	key: random identified EL24135 combination	33190
	key: random identified EL24153 combination	33191
	key: random identified EL24315 combination	33192
Keylock kit (without keylocks)	For Profalux keylocks	33898
	For Ronis keylocks	33899
	For Kirk keylocks	47517
	For Castell keylocks	47518

Operation counter CDM


E59581

		33895

Accessories for NS630b to NS1600 fixed and withdrawable devices
(cont.)

Communications options

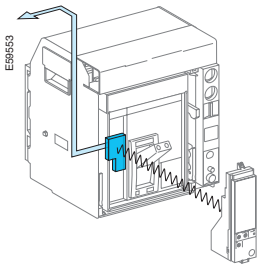

For fixed devices

	Manually operated	Electrically operated
Modbus COM	33702	33708
Eco Modbus COM module	33703	33709
Digipact COM	33705	33711

For moving part

	Manually operated	Electrically operated
Modbus COM	33842	33848
Eco Modbus COM module	33714	33713
Digipact COM	33845	33851

+ chassis

Modbus	33852	33852
Digipact	33855	33855

Accessories for Micrologic control units

Long-time rating plug (enhanced accuracy by limiting the setting range)

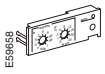

Standard	0.4 to 1 x Ir	33542
Low setting	0.4 to 0.8 x Ir	33543
High setting	0.8 to 1 x Ir	33544
Without long-time protection	OFF	33545

External sensors

External sensor for neutral + earth-fault protection (TCE)

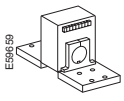

CT rating: 400/1600 A	33576

Rectangular sensor for earth-leakage protection

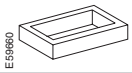

280 mm x 115 mm	33573

Source ground return (SGR) earth fault protection

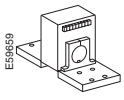

External sensor (SGR)	33579
MDGF summing module	48891

External power supply module (AD)

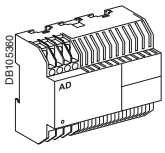

24-30 V DC	54440
48-60 V DC	54441
100-125 V DC	54442
110-130 V AC	54443
200-240 V AC	54444
380-415 V AC	54445

Micro Power Server MPS100

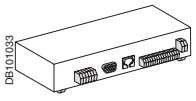

MPS100	33507

Test equipment

Mini test kit

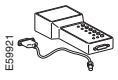

	33594

Portable test kit

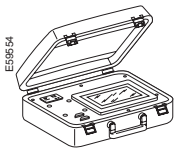

Portable test kit	33595	
Test report edition come from FFTK	34559	(*)
FFTK test cable 2 pin for STR trip unit	34560	(*)
FFTK test cable 7 pin for Micrologic trip unit	34590	

(*) Consult us.

Accessories for NS630b to NS1600 fixed and withdrawable devices
(cont.)

Mechanical interlocking for source changeover

Interlocking using connecting rods for Compact electrically operated devices

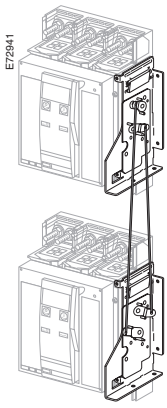

Complete assembly with 2 adaptation fixtures + rods	
2 Compact fixed devices	**33910**
2 Compact withdrawable devices	**33913**

Interlocking using cables for Compact electrically operated devices

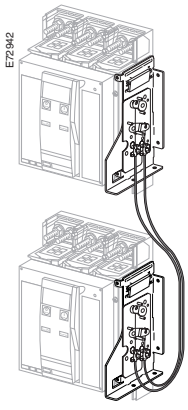

Complete assembly with 2 adaptation fixtures + cables	
2 Compact fixed devices	**33911**
2 Compact withdrawable devices	**33914**
1 Compact fixed + 1 Compact withdrawable device	**33915**

NS1600b to NS3200 fixed, front-connected, manually operated device

Circuit breaker

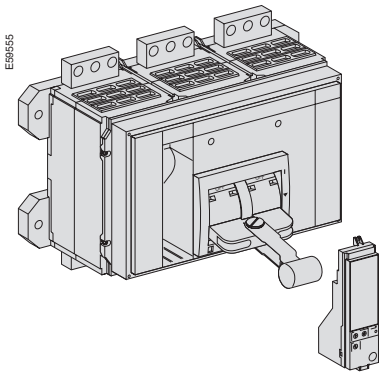

Compact NS type N		
Icu = 85/70 kA to 220/415 V	**3P**	**4P**
NS1600b	**34000**	**34003**
NS2000	**34006**	**34009**
NS2500	**34012**	**34015**
NS3200	**34018**	**34021**

Compact NS type H		
Icu = 125/85 kA to 220/415 V	**3P**	**4P**
NS1600b	**34001**	**34004**
NS2000	**34007**	**34010**
NS2500	**34013**	**34016**
NS3200	**34019**	**34022**

+ Micrologic control units			
		Without ammeter	**With ammeter** (option A)
Basic protection	2.0	**33504**	**33505**
Selective protection	5.0	**33511**	**33512**
Selective + earth-fault protection	6.0		**33513**
Selective + earth-leakage protection	7.0		**33514**

Switch-disconnector

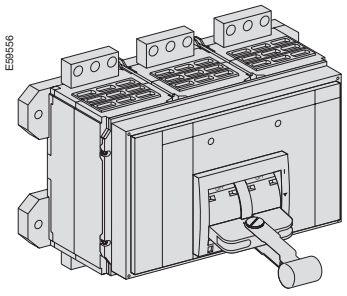

Compact NS type NA		
	3P	**4P**
NS1600b	**34024**	**34025**
NS2000	**34027**	**34028**
NS2500	**34030**	**34031**
NS3200	**34033**	**34034**

Optional vertical connection adaptor

1600/2500 A	3P (3 parts)	**33975**
	4P (4 parts)	**33976**

Note: *standard for 3200 A.*

Electrical auxiliaries

Indication contacts



	6 A - 240 V	Low level
OF	**29450**	**29452**
SD	**33004**	**33008**
SDE	**33011**	**33012**

Up to 3 OF, 1 SD and 1 SDE can be connected.

Instantaneous voltage releases

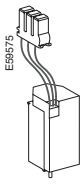

	MX	**MN**	**Delay unit for MN**	
			R (non-adjustable)	**Rr** (adjustable)
12 V DC	**33658**			
24-30 V AC/DC	**33659**	**33668**		
48-60 V AC/DC	**33660**	**33669**		**33680**
100-130 V AC/DC	**33661**	**33670**	**33684**	**33681**
200-250 V AC/DC	**33662**	**33671**	**33685**	**33682**
240-277 V AC	**33663**			
380-480 V AC	**33664**	**33673**		**33683**

Locking

Removable toggle locking system

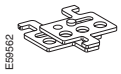

Locking by 3 padlocks	**33996**

Fixed toggle locking system



Locking by 3 padlocks	**32631**

Accessories for NS1600b to NS3200

Communications option

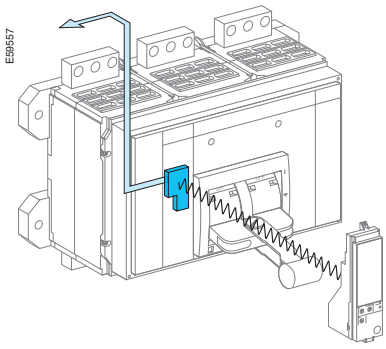

Modbus COM	
	33986
Eco Modbus COM module	
	33988
Digipact COM	
	33987

Accessories for Micrologic control units

Long-time rating plug (enhanced accuracy by limiting the setting range)



Standard	0.4 to 1 x Ir	**33542**
Low setting	0.4 to 0.8 x Ir	**33543**
High setting	0.8 to 1 x Ir	**33544**
Without long-time protection	OFF	**33545**

External sensors

External sensor for neutral + earth-fault protection (TCE)

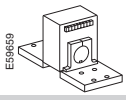

CT rating: 1000/4000 A	**34036**

Rectangular sensor for earth-leakage protection

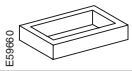

470 mm x 160 mm	**33574**

Source ground return (SGR) earth fault protection



External sensor (SGR)	**33579**
MDGF summing module	**48891**

External power supply module (AD)

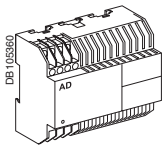

24-30 V DC	**54440**
48-60 V DC	**54441**
100-125 V DC	**54442**
110-130 V AC	**54443**
200-240 V AC	**54444**
380-415 V AC	**54445**

Test equipment

Mini test kit



	33594

Portable test kit

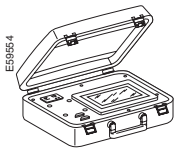

Portable test kit	**33595**	
Test report edition come from FFTK	**34559**	(*)
FFTK test cable 2 pin for STR trip unit	**34560**	(*)
FFTK test cable 7 pin for Micrologic trip unit	**34590**	

Installation accessories

Escutcheon

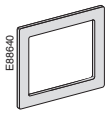

	33929

Interphase barriers (3 parts)

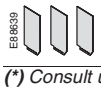

	33998

(*) Consult us.

Communication bus accessories and display modules

Display modules

DMB300

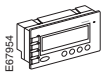

Monochrome display module	Max. 4 breakers	**50894**

DMC300



Color display module	Max. 16 breakers	**50895**

Spare parts



DMC300PCM: DMC300 memory card		**50959**

RS 485 Modbus pre-wired system

RS 485 Modbus junction block

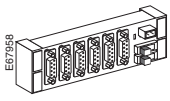

CJB306: 6 SubD 9 pins connectors junction block		**50963**

RS 485 Modbus connector



CSD309: 9 pins SubD with screw terminals		**50964**

RS 485 Modbus cables







CDM303: display module pre-wired cable, 3 m length		**50960**
CCP303: Masterpact or Compact pre-wired cable (4 RS 485 wires + 2 power wires) 3 m length		**50961**
CCS303: Masterpact or Compact pre-wired cable (Modbus slave) 3 m length		**50962**
CCR301: RS485 roll cable (2 RS 485 wires + 2 power wires) 60 m length		**50965**

Micro Power Server MPS100

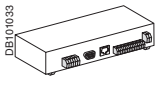

MPS100		**33507**

Digipact Bus pre-wired system

Data concentrator DC150

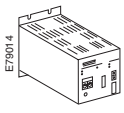

Auxiliary supply voltage	110-240 V AC, 50/60 Hz and 115-125 V DC	**50823**

Junction block

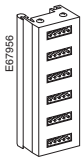

Junction block for internal Bus		**50778**

Cables



Cable for internal bus	20-meter roll (0.75 mm^2)	**50779**
	100-meter roll (0.75 mm^2)	**50780**

Converter

RS 485/RS 232 (ACE909) 12 V DC power supply included		**59648**
RS 485/RS 232		**TSX SCA72** (1)
RS 485/Ethernet		**174 CEV 300-10** (*)
RS 485/Ethernet (SMS compatible)		**EGX 200/400** (2)

(1) *See catalogue Telemecanique.*
(2) *See catalogue PowerLogic System.*
(*) *Consult us.*

Compact NS100 to NS630
Circuit breakers and switch-disconnectors

To indicate your choices, check the applicable square boxes ☐
and enter the appropriate information in the rectangles ▭

Circuit breaker or switch-disconnector

Compact type	**NS100/160/250**	
	NS400/630	
Rating	**A**	
Circuit breaker	**N, H, L**	
Switch-disconnector	**NA**	
Number of poles	**2, 3 or 4**	
Number of poles tripped	**2d, 3d, 3dN/2 or 4d**	
Fixed device	Front connections ☐	Long rear conn. ☐
	Short rear conn. ☐	Mixed rear conn. ☐
Plug-in/withdr.	Plug-in ☐	Withdrawable ☐
Earth-leakage protection	**ME, MH, MB, MHM**	
	Voltage **V**	
	4P **MB** option on 3P NS ☐	

Thermal-magnetic or electronic trip unit

Thermal-mag.	**TMD** rating (16 … 250 A)					
	TMG rating (16 … 63 A)					
	MA rating (2.5 … 220 A)					
Electronic	**STR22**	**SE** ☐		**GE** ☐		**ME** ☐
	STR23	**SE** ☐		**SV** ☐		
	STR53 (basic)			**UE F** ☐		**SV F** ☐
	STR53UE	**FT** ☐		**FI** ☐		**FTI** ☐
	ZSI wiring					☐
	Option **T** (rating 150…630 A)				**A**	☐
	STR43ME			**F** ☐		**FI** ☐
	Option **STDAM**	110/240 V AC/DC				☐
		24/48 V AC/24/72 V DC				☐
	COM wiring					☐
	Spare battery for STR43 and STR53					☐

Connection

Rear-connection kit	Short	☐	Mixed	☐		
Plug-in kit	Compact	☐	Vigicompact	☐		
Withdrawable kit	Compact	☐	Vigicompact	☐		
Long terminal-shield kit for plug-in or withdr. NS400/630						☐
Interphase-barrier kit for plug-in or withdr. NS400/630						☐
NS100/250 connectors	Snap-on 1.5 ▫ to 95 ▫ (< 160 A)					☐
	Snap-on 10 ▫ to 185 ▫ (< 250 A)					☐
	Distribution 6 x 1.5 ▫ to 35 ▫					☐
NS400/630 connectors	1 cable 35 ▫ to 300 ▫					☐
	2 cables 35 ▫ to 240 ▫					☐
Right-angle terminal extensions						☐
Straight extensions	NS100/250					☐
Edgewise extensions	NS400/630					☐
Spreader	NS100/250 (one piece)	☐			(45 mm)	☐
	NS400/630 (52.5 mm)	☐			(70 mm)	☐
Cu cable lugs	NS100/250	120 ▫ ☐	150 ▫ ☐		185 ▫	☐
	NS400/630		240 ▫ ☐		300 ▫	☐
Al cable lugs	NS100/250		150 ▫ ☐		185 ▫	☐
	NS400/630		240 ▫ ☐		300 ▫	☐
Voltage measurement input for connector	for lugs NS100/250 ⩽ 185 ▫					☐
	for lugs NS400/630					☐
Terminal shields	NS100/250	Short ☐			Long	☐
	NS400/630	Short ☐			Long	☐
	Long for 52.5 mm spreaders					☐
Interphase barriers	Set of 6					☐
Insulation kit > 600V	Without spreaders					☐
NS400/630	With 52.5 mm spreaders					☐
2 insulating screens:	NS100/250					☐
	NS400/630	52.5 pitch ☐			70 pitch	☐

Communication

Communicating OF, SD, SDE or SDV auxiliary contacts		☐
Connected/disconnected position indication contacts		☐
Motor mechanism + communicating OF, SD, SDE contacts	220/240 V 50/60 Hz	☐

Indication and measurement

Ammeter module	standard	3P ☐			4P ☐	
	I max	3P ☐				
Current-transformer module		3P ☐			4P ☐	
Insulation-monitoring module		3P ☐			4P ☐	
Voltage-presence indicator						☐
Auxiliary contact	OF, SD, SDE or SDV	Standard ☐			Low level	☐
SDE adapter (TM or MA trip units)						☐

Remote operation

Electrical operation	Motor mechanism		AC ☐		DC ☐	V	
Voltage releases	Instantaneous	MX	AC ☐		DC ☐	V	
		MN	AC ☐		DC ☐	V	
	Delayed	MN	AC ☐		DC ☐	V	

Rotary handles

Direct	Black ☐	Red on yellow front	☐
	MCC conversion access. ☐	CNOMO conversion access.	☐
Extended	Black ☐	Red on yellow front	☐
	Telescopic handle for withdrawable device		☐
Indication auxiliary	1 early-break switch ☐	2 early-make switches	☐
	Wiring accessory for early-make switches		☐

Locking

Toggle (1 to 3 padlocks)	Removable ☐	Fixed	☐
Rotary handle	Keylock adapter (keylock not included)		☐
	Keylocks Ronis 1351B.500 ☐	Profalux KS5 B24 D4Z	☐
Motor mechanism	Keylock adapter + Keylocks Ronis (special)	NS100/250	☐
	Keylock adapter (keylock not included)	NS400/630	☐
	Keylocks Ronis 1351B.500 ☐	Profalux KS5 B24 D4Z	☐

Interlocking

mechanical	Toggle operated ☐	Rotary handle	☐
by key (2 keylocks,	Locking kit without locks		☐
1 key) for rotary handle	Keylocks Ronis 1351B.500 ☐	Profalux KS5 B24 D4Z	☐

Installation accessories

Front-panel escutcheon	Toggle	☐
	Rotary handle, motor mechanism, escutcheon collar; IP40	☐
	Vigi module or ammeter IP40 ☐	Vigi module ☐
Toggle cover		☐
Sealing accessories		☐
DIN rail adapter	NS100/250	☐

Plug-in / withdrawable configuration accessories

Auxiliary connections	1 automatic connector fixed part with 9 wires (for base)					☐
	1 auto. conn. moving part with 9 wires (for circuit breaker)					☐
	1 support for 3 automatic connector moving parts					☐
	9-wire manual auxiliary connector (fixed + moving)					☐
Plug-in base accessories	Long insulated terminals	Set of 3 ☐			Set of 4	☐
	2 IP4 shutters for base					☐
Chassis accessories	Escutcheon collar	Toggle ☐			Vigi	☐
	Locking kit (keylock not included)					☐
	2 carriage switches (conn./disconnected position indication)					☐
Parts of plug-in withdrawable kits	Plug-in base FC/RC	2P ☐	3P ☐		4P	☐
	Set of two power connections		Standard ☐		Vigi	☐
	Safety trip for advanced opening					☐
	For 3P/4P chassis				Moving part	☐
					Fixed part	☐

Compact NS630b to NS3200
Circuit breakers and switch-disconnectors

To indicate your choices, check the applicable square boxes and enter the appropriate information in the rectangles

Circuit breaker or switch-disconnector

Compact type		**NS630b to NS1600**
		NS1600b to NS3200
Rating		**A**
Circuit breaker		**N, H, L**
Switch-disconnector		**NA**
Number of poles		**3 or 4**
Device	NS630b/3200	Fixed
	NS630b/1600	Withdr. with chassis
		Withdr. without chassis (moving part only)
Chassis alone without connections		

Micrologic control unit

Basic protection **2.0** **5.0**

A - ammeter **2.0** **5.0** **6.0** **7.0**

AD - external power-supply module V

TCE - external sensor (CT) for neutral protection

Rectangular sensor for earth-leakage protection: NS630b/1600 280 x 115 mm; NS1600b/3200 470 x 160 mm

TCW - external sensor for SGR protection

LR - long-time rating plug: Standard 0.4 to 1 Ir; Low setting 0.4 to 0.8 Ir; High setting 0.8 to 1 Ir; LT OFF

Communication

COM module	Jbus/Modbus	Manual operation
		Electrical operation
	Digipact	Manual operation
		Electrical operation
		Device / Chassis
Eco COM module		Modbus (for switchboard display units)

NS630b/1600 connection

Horizontal rear connections	Top	Bottom
Vertical rear connections	Top	Bottom
Front connections	Top	Bottom
4x240□ bare cable connectors+shields	NS - FC fixed	
Long connection shields	NS - FC fixed	
Vertical-connection adapters	NS - FC fixed, withdr.	
Cable-lug adapters	NS - FC fixed, withdr.	
Arc chute screen	NS - FC fixed	
Interphase barriers	NS - fixed, withdrawable	
Spreaders	NS - fixed, withdrawable	

NS1600b/3200 connection

Front connections	NS - FC fixed
Vertical connection adaptor	optional for NS1600b/2500 (standard for NS3200)

Micrologic control unit functions:

2.0 : basic protection (long time + inst.)

5.0 : selective protection (long time + short time + inst.)

6.0 : selective + earth-fault protection (long time + short time + inst. + earth-fault)

7.0 : selective + earth-leakage protection (long time + short time + inst. + earth-leakage)

Indication contacts

SD trip indication (maximum 1) (only for manually operated devices): 6 A-240 V AC; Low level

SDE fault-trip indication (maximum 1) (SDE integrated in electrically operated devices): 6 A-240 V AC; Low level

OF ON/OFF indication contacts (maximum 3): 6 A-240 V AC qty; Low level qty

Carriage switches (possible combinations: 3 CE, 2 CD, 1 CT)

CE - "connected" position	6 A-240 V AC	qty	Low level	qty
CD - "disconnected" position	6 A-240 V AC	qty	Low level	qty
CT - "test" position	6 A-240 V AC	qty	Low level	qty

Auxiliary terminals for chassis alone: 3-wire terminal (30 parts); Jumpers (set of 10); 6-wire terminal (10 parts)

Remote operation

Electrical operation (NS630b/1600)	Standard		Communicating		
	Power supply	AC	DC		V
Voltage releases	MX	AC	DC		V
	MN	AC	DC		V
	MN delay unit		Adjustable		Non-adjustable

Rotary handles for NS630b/1600 fixed and withdrawable device

Direct	Black	Red on yellow front CNOMO conversion access.
Extended	Black Telescopic handle for withdrawable device	Red on yellow front
Indication auxiliary	6 A-240 V AC	2 early-make switches 2 early-break switches

Locking

Toggle (1 to 3 padlocks)	Removable system		Fixed system
Rotary handle using a keylock (NS630b/1600)	OFF position		ON and OFF positions
	Ronis 1351B.500		Profalux KS5 B24 D4Z
	Keylock kit (without keylock)		
For electrically operated devices (NS630b/1600)	**VBP -** ON/OFF pushbutton locking (by transparent cover + padlocks)		
	OFF position locking:		
	VCPO - by padlocks		
	VSPO - by keylocks:		
	Keylock kit (w/o keylock)	Profalux	Ronis
	1 keylock	Profalux	Ronis
	2 identical keylocks, 1 key	Profalux	Ronis
Chassis locking in "disconnected" position:			
VSPD - by keylocks	Keylock kit (w/o keylock)	Profalux	Ronis
		Kirk	Castell
	1 keylock	Profalux	Ronis
	2 identical keylocks, 1 key	Profalux	Ronis
	2 keylocks, different keys	Profalux	Ronis
	Optional connected/disconnected/test position locking		
VPEC - door interlock		On right-hand side of chassis	
		On left-hand side of chassis	
VPOC - racking interlock			
VDC - mismatch protection			

Accessories

VO - safety shutters on chassis	NS - withdrawable
CDM - mechanical operation counter	
CDP - escutcheon	
CP - transparent cover for escutcheon	
OP - blanking plate for escutcheon	
Mounting brackets for fixed NS	for mounting on horizontal plane
Test kits: Mini test kit	Portable test kit

Schneider Electric Industries SAS
89, boulevard Franklin Roosevelt
F - 92500 Rueil-Malmaison (France)
Tel : +33 (0)1 41 29 85 00

http://www.schneider-electric.com

As standards, specifications and designs change from time to time, please ask for confirmation of the information given in this publication.



This document has been printed on ecological paper.

Design: Schneider Electric
Photos: Schneider Electric
Printed: Poligraphia SA Poland

ART06435 © 2005 - Schneider Electric - All rights reserved