MOELLER

Type: **FAZ–B15/3**
Article No.: **278846**

Instantaneous release response current 3 – 5 × $I_n$

| Ordering information | | | |
|---|---|---|---|
| Rated current | $I_n$ | A | 15 |

**Notes concerning the product group**

Switching capacity
10 kA
(IEC/EN 60898)
Switching capacity
15 kA
(IEC/EN 60947–2)

FAZ–B4/1–HI, FAZ–B4/2–HSSpecial miniature circuit–breakers with much reduced let–through energy to prevent contact welding of 1 **auxiliary contacts**.

1–pole
Depth 71 mm
Width 17.5 mm

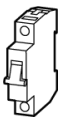

2–pole; 1N–pole
Depth 71 mm
Width 35 mm

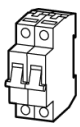

3–pole
Depth 71 mm
Width 52.5 mm

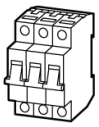

4–pole; 3–pole + N
Depth 71 mm
Width 70 mm

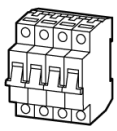

**Accessories**

| | | | |
|---|---|---|---|
| **Electrical** | | | |
| Standards | | | IEC/EN 61131−2 |
| Rated operational voltage | | | |
| Rated operating voltage | | V AC | 230/400 |
| | | V DC | 48 (per pole) |
| Rated switching capacity | | kA | 15 |
| Operational switching capacity | | kA | 7,5 |
| Characteristic | | | B, C, D, K, Z, S |
| Max. back−up fuse | | A gL/gG | 125 |
| Selectivity Class | | | 3 |
| Lifespan | Operations | | > 10000 |
| Direction of incoming supply | | | As required |
| **Mechanical** | | | |
| Standard front dimension | | mm | 45 |
| Enclosure height | | mm | 80 |
| Terminal protection | | | Finger and back−of−hand proof to BGV A2 |
| Mounting width per pole | | mm | 17,5 |
| Mounting | | | IEC/EN 60715 top−hat rail |
| Protection type | | | IP20, IP40 (when fitted) |
| Terminals top and bottom | | | Twin−purpose terminals |
| Terminal capacities | | | |
| | | $mm^2$ | 1 × 25 |
| | | $mm^2$ | 2 × 10 |
| Thickness of busbar material | | mm | 0.8 – 2 |
| Mounting position | | | As required |

Moeller GmbH, Hein−Moeller−Str. 7−11, D−53115 Bonn
E−Mail: catalog@moeller.net, Internet: www.moeller.net, http://catalog.moeller.net
Copyright 2006 by Moeller GmbH. Subject to modifications. HPL−C2006GB−INT V2.3