MOELLER

Type: **FAZ–C8/3**
Article No.: **278868**

Instantaneous release response current 5 – 10 × I_n

Ordering information			
Rated current	I_n	A	8

Notes concerning the product group

Switching capacity (IEC/EN 60898)	10 kA
Switching capacity (IEC/EN 60947–2)	15 kA
1–pole	2–pole; 1N–pole
Depth 71 mm	Depth 71 mm
Width 17.5 mm	Width 35 mm
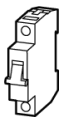	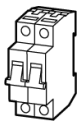
3–pole	4–pole; 3–pole + N
Depth 71 mm	Depth 71 mm
Width 52.5 mm	Width 70 mm
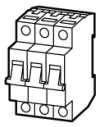	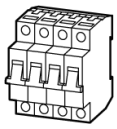

Accessories
Auxiliarycontacts
Voltage releases
Mounting accessories

Electrical

Standards			IEC/EN 61131−2
Rated operational voltage			
Rated operating voltage		V AC	230/400
		V DC	48 (per pole)
Rated switching capacity		kA	15
Operational switching capacity		kA	7,5
Characteristic			B, C, D, K, Z, S
Max. back−up fuse		A gL/gG	125
Selectivity Class			3
Lifespan	Operations		> 10000
Direction of incoming supply			As required
Mechanical			
Standard front dimension		mm	45
Enclosure height		mm	80
Terminal protection			Finger and back−of−hand proof to BGV A2
Mounting width per pole		mm	17,5
Mounting			IEC/EN 60715 top−hat rail
Protection type			IP20, IP40 (when fitted)
Terminals top and bottom			Twin−purpose terminals
Terminal capacities			
		mm^2	1 × 25
		mm^2	2 × 10
Thickness of busbar material		mm	0.8 – 2
Mounting position			As required

Moeller GmbH, Hein−Moeller−Str. 7−11, D−53115 Bonn
E−Mail: catalog@moeller.net, Internet: www.moeller.net, http://catalog.moeller.net
Copyright 2006 by Moeller GmbH. Subject to modifications. HPL−C2006GB−INT V2.3