MOELLER

Type: **FAZ–B8/1**
Article No.: **278530**

Instantaneous release response current 3 – 5 × I_n

Ordering information			
Rated current	I_n	A	8

Notes concerning the product group

Switching capacity
10 kA
(IEC/EN 60898)

Switching capacity
15 kA
(IEC/EN 60947–2)

FAZ–B4/1–HI, FAZ–B4/2–HSSpecial miniature circuit–breakers with much reduced let–through energy to prevent contact welding of 1 **auxiliary contacts**.

1–pole

Depth 71 mm

Width 17.5 mm

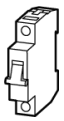

2–pole;
1N–pole

Depth 71 mm

Width 35 mm

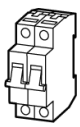

3–pole

Depth 71 mm

Width 52.5 mm

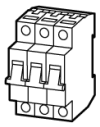

4–pole; 3–pole + N

Depth 71 mm

Width 70 mm

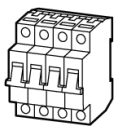

Accessories

Electrical			
Standards			IEC/EN 61131−2
Rated operational voltage			
Rated operating voltage		V AC	230/400
		V DC	48 (per pole)
Rated switching capacity		kA	15
Operational switching capacity		kA	7,5
Characteristic			B, C, D, K, Z, S
Max. back−up fuse		A gL/gG	125
Selectivity Class			3
Lifespan	Operations		> 10000
Direction of incoming supply			As required
Mechanical			
Standard front dimension		mm	45
Enclosure height		mm	80
Terminal protection			Finger and back−of−hand proof to BGV A2
Mounting width per pole		mm	17,5
Mounting			IEC/EN 60715 top−hat rail
Protection type			IP20, IP40 (when fitted)
Terminals top and bottom			Twin−purpose terminals
Terminal capacities			
		mm^2	1 × 25
		mm^2	2 × 10
Thickness of busbar material		mm	0.8 – 2
Mounting position			As required

Moeller GmbH, Hein−Moeller−Str. 7−11, D−53115 Bonn
E−Mail: catalog@moeller.net, Internet: www.moeller.net, http://catalog.moeller.net
Copyright 2006 by Moeller GmbH. Subject to modifications. HPL−C2006GB−INT V2.3