iID residual current circuit breakers (AC type)

PB104472-40



PB104473-40



IEC/EN 61008-1

■ The iID residual current circuit breakers provide:
□ protection of persons against electric shock by direct contact (≤ 30 mA),
□ protection of persons against electric shock by indirect contact (≥ 100 mA),
□ protection of installations against the risk of fire (300 mA or 500 mA).

Catalogue numbers

iID residual current circuit breakers

Type			AC ~							Width in 9 mm module
Product			iID							
Auxiliaries										
2P		Sensitivity	10 mA	30 mA	100 mA	300 mA	500 mA	300 mA S	500 mA S	
DB122476 N 1 / N 2	Rating	16 A	A9R10216	-	-	-	-	-	-	4
		25 A	A9R10225	A9R41225	-	A9R44225	A9R16225	-	-	
		40 A	-	A9R41240	A9R12240	A9R44240	A9R16240	-	-	
		63 A	-	A9R41263	A9R12263	A9R44263	A9R16263	A9R15263	-	
		80 A	-	A9R11280	A9R12280	A9R14280	-	A9R15280	-	
		100 A	-	A9R11291	A9R12291	A9R14291	-	A9R15291	-	
4P		Sensitivity	10 mA	30 mA	100 mA	300 mA	500 mA	300 mA S	500 mA S	
DB122477 N 1 3 5 / N 2 4 6	Rating	25 A	-	A9R41425	-	A9R44425	A9R16425	-	-	8
		40 A	-	A9R41440	A9R12440	A9R44440	A9R16440	A9R15440	A9R17440	
		63 A	-	A9R41463	A9R12463	A9R44463	A9R16463	A9R15463	A9R17463	
		80 A	-	A9R11480	A9R12480	A9R14480	A9R16480	A9R15480	A9R17480	
		100 A	-	A9R11491	A9R12491	A9R14491	-	A9R15491	-	
Voltage rating (Ue)		2P	230 - 240 V							
		4P	400 - 415 V							
Operating frequency			50/60 Hz							

iID residual current circuit breakers (A type)

IEC/EN 61008-1

PB104472-40



PB104473-40



- The iID residual current circuit breakers provide:
  - protection of persons against electric shock by direct contact (⩽ 30 mA),
  - protection of persons against electric shock by indirect contact (⩾ 100 mA),
  - protection of installations against the risk of fire (300 mA or 500 mA).

Catalogue numbers

iID residual current circuit breakers

Type			A						Width in 9 mm module
Product			iID						
Auxiliaries									
2P		Sensitivity	10 mA	30 mA	100 mA	300 mA	500 mA	300 mA S	
DB122476 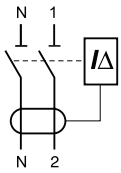	Rating	16 A	A9R20216	-	-	-	-	-	4
		25 A	A9R20225	A9R21225	-	A9R24225	-	-	
		40 A	-	A9R21240	-	A9R24240	-	A9R25240	
		63 A	-	A9R21263	-	A9R24263	-	A9R25263	
		100 A	-	A9R21291	-	A9R24291	-	A9R25291	
4P		Sensitivity	10 mA	30 mA	100 mA	300 mA	500 mA	300 mA S	
DB122477 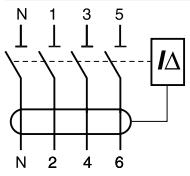	Rating	25 A	-	A9R21425	-	A9R24425	-	-	8
		40 A	-	A9R21440	A9R22440	A9R24440	A9R26440	A9R25440	
		63 A	-	A9R21463	A9R22463	A9R24463	A9R26463	A9R25463	
		80 A	-	A9R21480	-	A9R24480	-	A9R25480	
		100 A	-	A9R21491	-	A9R24491	A9R26491	A9R25491	
Voltage rating (Ue)		2P	230 - 240 V						
		4P	400 - 415 V						
Operating frequency			50/60 Hz						

iID residual current circuit breakers (*SI* type)

IEC/EN 61008-1

PB104472-40



PB104473-40



■ The iID residual current circuit breakers provide:
□ protection of persons against electric shock by direct contact (≤ 30 mA),
□ protection of persons against electric shock by indirect contact (≥ 300 mA),
□ protection of installations against the risk of fire (300 mA or 500 mA).

The ***SI*** type provides increased immunity from electrical interference and polluted or corrosive environments.

Catalogue numbers

iID residual current circuit breakers

Type			*SI*					Width in 9 mm module
Product			iID					
Auxiliaries								
2P		Sensitivity	10 mA	30 mA	300 mA	300 mA Ⓢ	500 mA Ⓢ	
DB122476 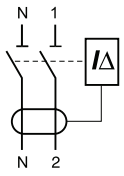	Rating	16 A	-	-	-	-	-	4
		25 A	A9R30225	A9R61225	-	-	-	
		40 A	-	A9R61240	-	A9R35240	-	
		63 A	-	A9R61263	-	A9R35263	-	
		100 A	-	-	-	A9R35291	-	
4P		Sensitivity	10 mA	30 mA	300 mA	300 mA Ⓢ	500 mA Ⓢ	
DB122477 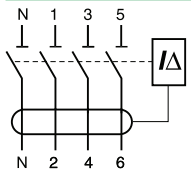	Rating	25 A	-	A9R61425	-	-	-	8
		40 A	-	A9R61440	-	A9R35440	A9R37440	
		63 A	-	A9R61463	A9R34463	A9R35463	A9R37463	
		80 A	-	A9R31480	-	A9R35480	A9R37480	
		100 A	-	A9R31491	A9R34491	A9R35491	-	
Voltage rating (Ue)		2P	230 - 240 V					
		4P	400 - 415 V					
Operating frequency			50/60 Hz					

iID residual current circuit breakers (AC, A, *SI* types) (cont.)

PB104548-40



PB104472-40

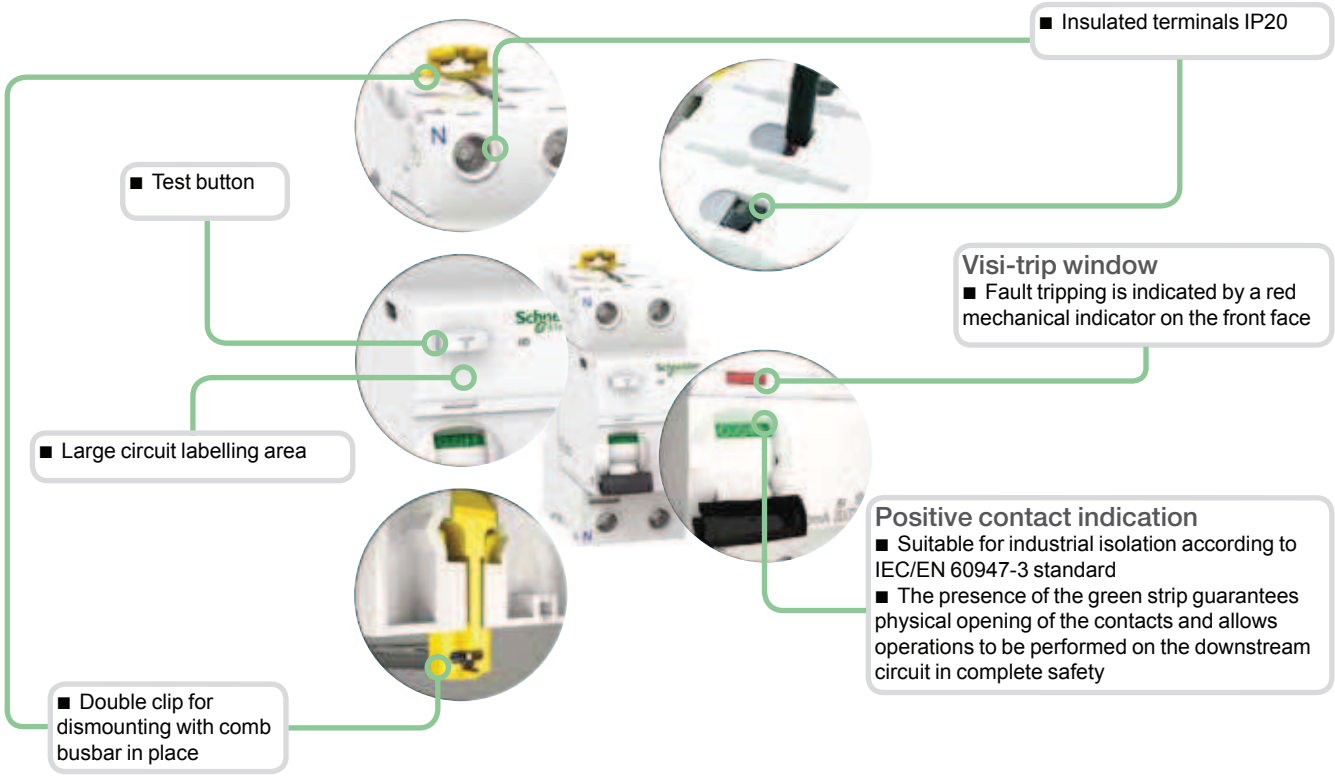

SI type

The *SI* type provides increased immunity from electrical interference and polluted or corrosive environments.

iID residual current circuit breakers (AC, A, *SI* types)

Connection

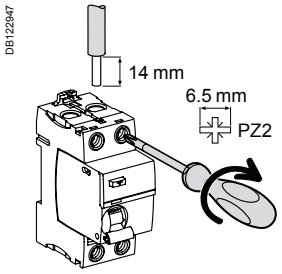

		Without accessory		With accessories*			
Type	Tightening torque	Copper cables		50 mm² Al terminal	Screw-on connection for ring terminal	Multi-cables terminal	
		Rigid	Flexible or ferrule			Rigid cables	Flexible cables
		DB122945	DB122946	DB122935	DB118789	DB118787	
							
iID	3.5 N.m	1 to 35 mm²	1 to 25 mm²	50 mm²	Ø 5 mm	3 x 16 mm²	3 x 10 mm²

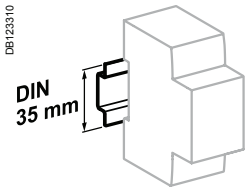

Clip on DIN rail 35 mm.

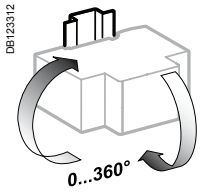

Indifferent position of installation.

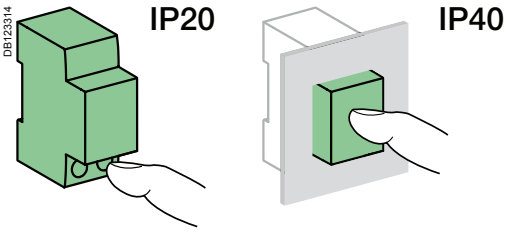

Technical data

Main characteristics			
Insulation voltage (Ui)			500 V
Pollution degree			3
Rated impulse withstand voltage (Uimp)			6 kV
According to IEC/EN 61008-1			
Making and breaking capacity (Im/I□m)			1500 A
Surge current withstand (8/20 µs) without tripping	AC and A types (no selective Ⓢ)		250 Â
	AC, A types (selective Ⓢ)		3 kÂ
	SI type		3 kÂ
Conditional rated short circuit current (Inc/I□c)	With iC60N/H/L		Equal to breaking capacity of iC60
	With fuse		10,000 A
Additional characteristics			
Degree of protection	Device only		IP20
	Device in modular enclosure		IP40 Insulation classe II
Endurance (O-C)	Electrical (AC1)	16 to 63 A	15,000 cycles
		80 to 100 A	10,000 cycles
	Mechanical		20,000 cycles
Operating temperature	AC type		-5°C to +60°C
	A and *SI* types		-25°C to +60°C
Storage temperature			-40°C to +85°C