	Switching capacity 400/415 V 50/60 Hz	Rated current = Rated uninterrupted current	Setting range	Rated operational power AC-3 50/60 Hz	Rated operational current AC-3 50/60 Hz	**Fixed mounting** with screw terminals **Part no.** Article no.	**Price** See price list		**Fixed mounting** with box terminals **Part no.** Article no.	**Price** See price list		**Plug-in/withdrawable units** **Part no.** Article no.	**Price** See price list	Std. pack	**Notes**
			Short-circuit releases	400 V	400 V										**B = box terminals** **S = screw terminals**
	I_{cu}	$I_n = I_u$	Non-delayed	P	I_e							Order base separately			For further terminal types see accessories
	kA	A	$I_i = I_n$ x ...	kW	A										
			$I>$												
Short-circuit protection															
Motor protection in conjunction with overload relay • With short-circuit release • Without overload release I_r															
Normal switching capacity															
	**50**	125	8-14	45	max. 99	**NZMN2-S125** 265739		S	Terminals as accessory			**NZMN2-S125-SVE** 113253		1 off	IEC/EN 60947-4-1, IEC/EN 60947-2
		160	8-14	75	max. 134	**NZMN2-S160** 265740		S				**NZMN2-S160-SVE** 113254			The circuit-breakers fulfill all requirements for utilization category AC-3.
		200	8-12.5	110	max. 196	**NZMN2-S200** 265741		S				**NZMN2-S200-SVE** 113255			
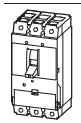		250	8-14	132	max. 231	**NZMN3-S250** 109680		S				**NZMN3-S250-AVE** 113523			
		320	8-14	160	max. 279	**NZMN3-S320** 109681		S				**NZMN3-S320-AVE** 113524			
		400	6-10	200	max. 349	**NZMN3-S400** 109682		S				**NZMN3-S400-AVE** 113525			
		500	6-10	250	max. 437	**NZMN3-S500** 109683		S				**NZMN3-S500-AVE** 113526			
High switching capacity															
	**100**	40	8-14	18.5	max. 36	Screw terminals as accessories			**NZMH1-S40** 284436		B	**NZMH1-S40-SVE** 112805		1 off	Selection of circuit-breakers without overload release when combining for instance with ZEV electronic motor-protective relays: The tripping response of the motor-protective relay is matched by setting the tripping class to match the starting behavior of the motor to be protected.
		50	8-14	22	max. 41				**NZMH1-S50** 284437		B	**NZMH1-S50-SVE** 112806			
		63	8-14	30	max. 55				**NZMH1-S63** 284438		B	**NZMH1-S63-SVE** 112807			
		80	8-14	37	max. 68				**NZMH1-S80** 284439		B	**NZMH1-S80-SVE** 112808			
		100	8-12.5	45	max. 99				**NZMH1-S100** 284440		B	**NZMH1-S100-SVE** 112809			
	**150**	40	8-14	18.5	max. 36	**NZMH2-S40** 265742		S	Terminals as accessory			**NZMH2-S40-SVE** 113340			
		50	8-14	22	max. 41	**NZMH2-S50** 265743		S				**NZMH2-S50-SVE** 113341			
		63	8-14	30	max. 55	**NZMH2-S63** 265744		S				**NZMH2-S63-SVE** 113342			
		80	8-14	37	max. 68	**NZMH2-S80** 265745		S				**NZMH2-S80-SVE** 113343			
		100	8-14	45	max. 99	**NZMH2-S100** 265746		S				**NZMH2-S100-SVE** 113344			
		125	8-14	45	max. 99	**NZMH2-S125** 265747		S				**NZMH2-S125-SVE** 113345			
		160	8-14	75	max. 134	**NZMH2-S160** 265748		S				**NZMH2-S160-SVE** 113346			
		200	8-12.5	110	max. 196	**NZMH2-S200** 265749		S				**NZMH2-S200-SVE** 113347			
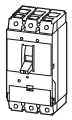		250	8-14	132	max. 231	**NZMH3-S250** 109684		S	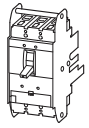			**NZMH3-S250-AVE** 113566			
		320	8-14	160	max. 279	**NZMH3-S320** 109685		S				**NZMH3-S320-AVE** 113567			
		400	6-10	200	max. 349	**NZMH3-S400** 109686		S				**NZMH3-S400-AVE** 113568			
		500	6-10	250	max. 437	**NZMH3-S500** 109687		S				**NZMH3-S500-AVE** 113569			

Tripping class	**Tripping time T_p with load on all poles of 7.2 times set current value.**
10 A	$2 s < T_p \leq 10 s$
10	$4 s < T_p \leq 10 s$
20	$6 s < T_p \leq 20 s$
30	$9 s < T_p \leq 30 s$

	I_n in A	**Maximum permissible tripping class**
NZM...1-S...	40	30
	50	30
	63	30
	80	20
	100	15
NZM...2-S...	40	30
	50	30
	63	30
	80	30
	100	30
	125	30
	160	20
	200	10
NZM...3-S...	250	30
	320	30
	400	30
	500	20

	Switching capacity 400/415 V 50/60 Hz I_{cu} kA	Rated current = Rated uninterrupted current $I_n = I_u$ A	Setting range: Overload releases I_r A	Setting range: Short-circuit releases Non-delayed $I_i = I_n \times \ldots$	**Fixed mounting** with screw terminals **Part no.** Article no.	**Price** See price list	**Fixed mounting** with box terminals **Part no.** Article no.	**Price** See price list		**Withdrawable units** **Part no.** Article no. Order base separately	**Price** See price list	Std. pack	**Notes**
System and cable protection													**B = box terminals** **S = screw terminals** For further terminal types see accessories
Normal switching capacity													
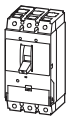	**50**	630	315-630	2-8	**NZMN3-AE630** 259115		**NZMN3-AE630-BT** 111656		B 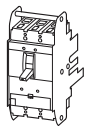	**NZMN3-AE630-AVE** 110842		1 off	IEC/EN 60947-2 R.m.s. value measurement and "thermal memory"
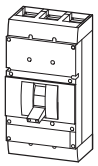	**50**	630	315-630	2-12	**NZMN4-AE630** 265758		Terminals as accessory		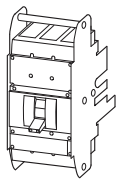	Withdrawable units as accessories			
		800	400-800	2-12	**NZMN4-AE800** 265759								
		1000	500-1000	2-12	**NZMN4-AE1000** 265760								
		1250	630-1250	2-12	**NZMN4-AE1250** 265761								
		1600	800-1600	2-12	**NZMN4-AE1600** 265762								
High switching capacity													
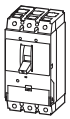	**150**	630	315-630	2-8	**NZMH3-AE630** 259118		Terminals as accessory		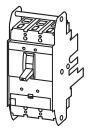	**NZMH3-AE630-AVE** 110851		1 off	
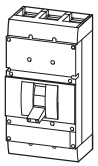	**85**	630	315-630	2-12	**NZMH4-AE630** 265763					Withdrawable units as accessories			
		800	400-800	2-12	**NZMH4-AE800** 265764								
		1000	500-1000	2-12	**NZMH4-AE1000** 265765								
		1250	630-1250	2-12	**NZMH4-AE1250** 265766								
		1600	800-1600	2-12	**NZMH4-AE1600** 265767								
Earth fault protection													
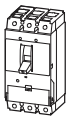	**50**	250	125-250	2-11	**NZMN3-AE250-T** 110888		Terminals as accessory		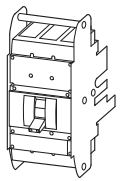	**NZMN3-AE250-T-AVE** 113527		1 off	
		400	200-400	2-11	**NZMN3-AE400-T** 110889					**NZMN3-AE400-T-AVE** 113528			
		630	315-630	2-8	**NZMN3-AE630-T** 110890					**NZMN3-AE630-T-AVE** 113093			
	150	250	125-250	2-11	**NZMH3-AE250-T** 110894					**NZMH3-AE250-T-AVE** 113570			
		400	200-400	2-11	**NZMH3-AE400-T** 110895					**NZMH3-AE400-T-AVE** 113571			
		630	315-630	2-8	**NZMH3-AE630-T** 110896					**NZMH3-AE630-T-AVE** 113572			

	Switching capacity 400/415 V 50/60 Hz	Rated current = Rated uninterrupted current	Setting range			Fixed mounting with screw terminals		Fixed mounting with box terminals			Plug-in/withdrawable units			Notes
			Overload releases	Short-circuit releases		Part no. Article no.	Price See price list	Part no. Article no.	Price See price list		Part no. Article no.	Price See price list	Std. pack	
				Non-delayed	Delayed						Order base separately			
	I_{cu}	$I_n = I_u$	I_r	$I_i = I_n$ x ...	$I_{sd} = I_r$ x ...									
	kA	A	A											
Systems protection, cable protection, selectivity, generator protection														**B = box terminals** **S = screw terminals** For further terminal types see accessories
Normal switching capacity														
	**50**	100	50-100	1200 A fixed	2-10	**NZMN2-VE100** 259122		Terminals as accessory			**NZMN2-VE100-SVE** 113247		1 off	IEC/EN 60947-2 R.m.s. value measurement and "thermal memory" Adjustable delay setting t_r • 2 – 20 s at 6 x I_r and infinite (without overload release) Adjustable delay t_{sd} • Steps: 0, 20, 60, 100, 200, 300, 500, 750, 1000 ms i^2t constant function • NZM2 fixed OFF • NZM3, NZM4 switchable
		160	80-160	1920 A fixed	2-10	**NZMN2-VE160** 259123					**NZMN2-VE160-SVE** 113248			
		250	125-250	3000 A fixed	2-10	**NZMN2-VE250** 259124					**NZMN2-VE250-SVE** 113249			
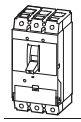		250	125-250	2-11	2-10	**NZMN3-VE250** 259131					**NZMN3-VE250-AVE** 110843			
		400	200-400	2-11	2-10	**NZMN3-VE400** 259132		**NZMN3-VE400-BT** 111659	**1,467.37** 43	B	**NZMN3-VE400-AVE** 110844			
		630	315-630	2-8	1.5-7	**NZMN3-VE630** 259133		**NZMN3-VE630-BT** 111730	**1,914.22** 43	B	**NZMN3-VE630-AVE** 110845			
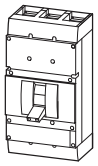		630	315-630	2-12	1.5-7	**NZMN4-VE630** 265768		Terminals as accessory			Withdrawable units as accessories			
		800	400-800	2-12	2-10	**NZMN4-VE800** 265769								
		1000	500-1000	2-12	2-10	**NZMN4-VE1000** 265770								
		1250	630-1250	2-12	2-10	**NZMN4-VE1250** 265771								
		1600	800-1600	2-12	2-10	**NZMN4-VE1600** 265772								
High switching capacity														
	**150**	100	50-100	1200 A fixed	2-10	**NZMH2-VE100** 259125		Terminals as accessory			**NZMH2-VE100-SVE** 113337		1 off	
		160	80-160	1920 A fixed	2-10	**NZMH2-VE160** 259126					**NZMH2-VE160-SVE** 113338			
		250	125-250	3000 A fixed	2-10	**NZMH2-VE250** 259127					**NZMH2-VE250-SVE** 113339			
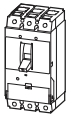		250	125-250	2-11	2-10	**NZMH3-VE250** 259134					**NZMH3-VE250-AVE** 110852			
		400	200-400	2-11	2-10	**NZMH3-VE400** 259135		**NZMH3-VE400-BT** 111731	**1,668.52** 43	B	**NZMH3-VE400-AVE** 110853			
		630	315-630	2-8	1.5-7	**NZMH3-VE630** 259136		**NZMH3-VE630-BT** 111732	**2,079.92** 43	B	**NZMH3-VE630-AVE** 110854			
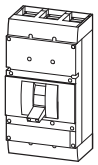	**85**	630	315-630	2-12	1.5-7	**NZMH4-VE630** 265773		Terminals as accessory			Withdrawable units as accessories			
		800	400-800	2-12	2-10	**NZMH4-VE800** 265774								
		1000	500-1000	2-12	2-10	**NZMH4-VE1000** 265775								
		1250	630-1250	2-12	2-10	**NZMH4-VE1250** 265776								
		1600	800-1600	2-12	2-10	**NZMH4-VE1600** 265777								
Earth fault protection														
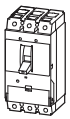	**50**	250	125-250	2-11	2-10	**NZMN3-VE250-T** 110891		Terminals as accessory			**NZMN3-VE250-T-AVE** 113529		1 off	
		400	200-400	2-11	2-10	**NZMN3-VE400-T** 110892					**NZMN3-VE400-T-AVE** 113530			
		630	315-630	2-8	1.5-7	**NZMN3-VE630-T** 110893					**NZMN3-VE630-T-AVE** 113531			
	150	250	125-250	2-11	2-10	**NZMH3-VE250-T** 110897					**NZMH3-VE250-T-AVE** 113573			
		400	200-400	2-11	2-10	**NZMH3-VE400-T** 110898					**NZMH3-VE400-T-AVE** 113574			
		630	315-630	2-8	1.5-7	**NZMH3-VE630-T** 110899					**NZMH3-VE630-T-AVE** 113575			

	Switching capacity 400/415 V 50/60 Hz	Rated current = Rated uninterrupted current	Setting range: Overload releases	Setting range: Short-circuit releases	Rated operational power AC-3 50/60 Hz		Rated operational current AC-3 50/60 Hz		**Fixed mounting** with screw terminals **Part no.** Article no.	**Price** See price list		**Plug-in units** **Part no.** Article no. Order base separately	**Price** See price list		Std. pack	**Notes**
				Non-delayed	400 V	690 V	400 V	690 V								
	I_{cu}	$I_n = I_u$	I_r	$I_i = I_n$ x ...	P	P	I_e	I_e								
	kA	A	A		kW	kW	A	A								
Motor protection																**B = box terminals** **S = screw terminals**
With phase-failure sensitivity																For further terminal types see accessories
Normal switching capacity																
	**50**	90	45-90	2-14	45	75	81	78	**NZMN2-ME90** 265778		S	**NZMN2-ME90-SVE** 113256			1 off	IEC/EN 60947-4-1, IEC/EN 60947-2
		140	70-140	2-14	75	132	134	134	**NZMN2-ME140** 265779		S	**NZMN2-ME140-SVE** 113257				The circuit-breakers fulfill all requirements for utilization category AC-3.
		220	110-220	2-14	110	200	196	202	**NZMN2-ME220** 265780		S	**NZMN2-ME220-SVE** 113258				R.m.s. value measurement and “thermal memory”
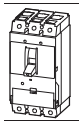		220	110-220	2-14	110	200	196	202	**NZMN3-ME220** 265781		S	**NZMN3-ME220-AVE** 110846				Adjustable delay setting t_r • 2 – 20 s at 6 x I_r, and infinite (without overload release)
		350	175-350	2-14	200	315	349	316	**NZMN3-ME350** 265782		S	**NZMN3-ME350-AVE** 110847				
		450	225-450	2-12	250	450	437	446	**NZMN3-ME450** 284468		S	**NZMN3-ME450-AVE** 110848				
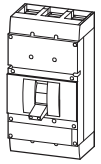		550	275-550	2-14	315	560	544	550	**NZMN4-ME550** 265783		S	Withdrawable units as accessories				
		875	438-875	2-14	500	600	820	588	**NZMN4-ME875** 265784		S					
		1400	700-1400	2-14	630	600	1066	588	**NZMN4-ME1400** 265785		S					
High switching capacity																
	**150**	90	45-90	2-14	45	45	81	78	**NZMH2-ME90** 265786		S	**NZMH2-ME90-SVE** 113348			1 off	
		140	70-140	2-14	75	132	134	134	**NZMH2-ME140** 265787		S	**NZMH2-ME140-SVE** 113349				
		220	110-220	2-14	110	200	196	202	**NZMH2-ME220** 265788		S	**NZMH2-ME220-SVE** 113350				
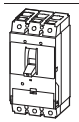		220	110-220	2-14	110	200	196	202	**NZMH3-ME220** 265789		S	**NZMH3-ME220-AVE** 110855				
		350	175-350	2-14	200	315	349	316	**NZMH3-ME350** 265790		S	**NZMH3-ME350-AVE** 110856				
		450	225-450	2-12	250	450	437	446	**NZMH3-ME450** 284469		S	**NZMH3-ME450-AVE** 110857				
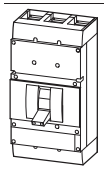	**85**	550	275-550	2-14	315	560	544	550	**NZMH4-ME550** 265791		S	Withdrawable units as accessories				
		875	438-875	2-14	500	600	820	588	**NZMH4-ME875** 265792		S					
		1400	700-1400	2-14	630	600	1066	588	**NZMH4-ME1400** 265793		S					

		Switching capacity 400/415 V 50/60 Hz	Rated current = Rated uninterrupted current		Setting range			**Fixed mounting** with screw terminals	**Price**	**Fixed mounting** with box terminals	**Price**			**Plug-in units**	**Price**	Std. pack	**Notes**
					Overload releases		Short-circuit releases	**Part no.** Article no.	See price list	**Part no.** Article no.	See price list			**Part no.** Article no.	See price list		
			Phase conductors	Neutral conductor		Phase conductors	Non-delayed							Order base separately			
		I_{cu}	$I_n = I_u$	I_r x % of phase conductor	I_r	I_r	$I_i = I_n$ x ...										
		kA	A	%	A	A											
System and cable protection																	**B = box terminals** **S = screw terminals** For further terminal types see accessories
Basic switching capacity																	
	**25**	20	100	15-20	15…20	350 A fixed		Screw terminals as accessories		**NZMB1-4-A20** 281237		B	–	–		1 off	IEC/EN 60947-2 Set value for neutral conductor is same as set value I_r for main pole.
		25	100	20-25	20…25	350 A fixed				**NZMB1-4-A25** 281239		B		–			
		32	100	25-32	25…32	350 A fixed				**NZMB1-4-A32** 281241		B		–			
		40	100	32-40	32…40	8-10				**NZMB1-4-A40** 265799		B		–			
		50	100	40-50	40…50	6-10				**NZMB1-4-A50** 265801		B		–			
		63	100	50-63	50…63	6-10				**NZMB1-4-A63** 265803		B		–			
		80	100	63-80	63…80	6-10				**NZMB1-4-A80** 265805		B		–			
		100	100	80-100	80…100	6-10				**NZMB1-4-A100** 265807		B		–			
		125	100	100-125	100…125	6-10				**NZMB1-4-A125** 265809		B		–			
		160	100	125-160	125…160	1280 A fixed				**NZMB1-4-A160** 281243		B		–			
		160	100	125-160	125…160	6-10		**NZMB2-4-A160** 265849	S	Terminals as accessory			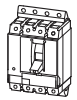	**NZMB2-4-A160-SVE** 113209			
		160	60	125-160	80…100	6-10		**NZMB2-4-A160/100** 265850	S					**NZMB2-4-A160/100-SVE** 113210			
		200	100	160-200	160…200	6-10		**NZMB2-4-A200** 265852	S					**NZMB2-4-A200-SVE** 113212			
		200	60	160-200	100…125	6-10		**NZMB2-4-A200/125** 265853	S					**NZMB2-4-A200/125-SVE** 113213			
		250	100	200-250	200…250	6-10		**NZMB2-4-A250** 265855	S					**NZMB2-4-A250-SVE** 113215			
		250	60	200-250	125…160	6-10		**NZMB2-4-A250/160** 265856	S					**NZMB2-4-A250/160-SVE** 113216			
		300	100	240-300	240…300	6-10		**NZMB2-4-A300** 107582	S					–			
		300	60	240-300	160…200	6-10		**NZMB2-4-A300/200** 107583	S					–			
Comfort switching capacity																	
	**36**	20	100	15-20	15…20	350 A fixed		Screw terminals as accessories		**NZMC1-4-A20** 283300		B	–	–		1 off	
		25	100	20-25	20…25	350 A fixed				**NZMC1-4-A25** 283302		B		–			
		32	100	25-32	25…32	350 A fixed				**NZMC1-4-A32** 283304		B		–			
		40	100	32-40	32…40	8-10				**NZMC1-4-A40** 271408		B		–			
		50	100	40-50	40…50	6-10				**NZMC1-4-A50** 271410		B		–			
		63	100	50-63	50…63	6-10				**NZMC1-4-A63** 271412		B		–			
		80	100	63-80	63…80	6-10				**NZMC1-4-A80** 271414		B		–			
		100	100	80-100	80…100	6-10				**NZMC1-4-A100** 271416		B		–			
		125	100	100-125	100…125	6-10				**NZMC1-4-A125** 271418		B		–			
		160	100	125-160	125…160	1280 A fixed				**NZMC1-4-A160** 283306		B		–			

	Switching capacity 400/415 V 50/60 Hz	Rated current = Rated uninterrupted current		Setting range			**Fixed mounting** with screw terminals		**Fixed mounting** with box terminals			**Plug-in units**				
				Overload releases		Short-circuit releases	**Part no.** Article no.	**Price** See price list	**Part no.** Article no.	**Price** See price list		**Part no.** Article no.	**Price** See price list		Std. pack	**Notes**
		Phase conductors	Neutral conductor		Phase conductors	Non-delayed										
	I_{cu}	$I_n = I_u$	I_r x % of phase conductor	I_r	I_r	$I_i = I_n$ x …						Order base separately				
	kA	A	%	A	A											
System and cable protection																**B = box terminals** **S = screw terminals** For further terminal types see accessories
Comfort switching capacity																
	**36**	125	100	100-125	100…125	6-10	**NZMC2-4-A125** 271430		Terminals as accessory			**NZMC2-4-A125-SVE** 113231			1 off	IEC/EN 60947-2 Set value for neutral conductor is same as set value I_r for main pole.
		160	100	125-160	125…160	6-10	**NZMC2-4-A160** 271432					**NZMC2-4-A160-SVE** 113233				
		160	60	125-160	80…100	6-10	**NZMC2-4-A160/100** 271433					**NZMC2-4-A160/100-SVE** 113234				
		200	100	160-200	160…200	6-10	**NZMC2-4-A200** 271435					**NZMC2-4-A200-SVE** 113236				
		200	60	160-200	100…125	6-10	**NZMC2-4-A200/125** 271436					**NZMC2-4-A200/125-SVE** 113237				
		250	100	200-250	200…250	6-10	**NZMC2-4-A250** 271438					**NZMC2-4-A250-SVE** 113239				
		250	60	200-250	125…160	6-10	**NZMC2-4-A250/160** 271439					**NZMC2-4-A250/160-SVE** 113240				
		300	100	240-300	240…300	6-10	**NZMC2-4-A300** 107584					–				
		300	60	240-300	160…200	6-10	**NZMC2-4-A300/200** 107585					–				
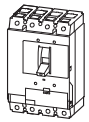		320	100	250-320	250…320	6-10	**NZMC3-4-A320** 109688				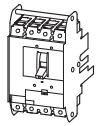	**NZMC3-4-A320-AVE** 113516				
		320	60	250-320	160…200	6-10	**NZMC3-4-A320/200** 109689					**NZMC3-4-A320/200-AVE** 113517				
		400	100	320-400	320…400	6-10	**NZMC3-4-A400** 109690					**NZMC3-4-A400-AVE** 113518				
		400	60	320-400	200…250	6-10	**NZMC3-4-A400/250** 109691					**NZMC3-4-A400/250-AVE** 113519				
		500	100	400-500	400…500	6-10	**NZMC3-4-A500** 109692					**NZMC3-4-A500-AVE** 113520				
		500	60	400-500	250…320	6-10	**NZMC3-4-A500/320** 109693					**NZMC3-4-A500/320-AVE** 113521				
Normal switching capacity																
	**50**	20	100	15-20	15…20	350 A fixed	Screw terminals as accessories		**NZMN1-4-A20** 281245		B –	–			1 off	
		25	100	20-25	20…25	350 A fixed			**NZMN1-4-A25** 281247		B	–				
		32	100	25-32	25…32	350 A fixed			**NZMN1-4-A32** 281249		B	–				
		40	100	32-40	32…40	8-10			**NZMN1-4-A40** 265811		B	–				
		50	100	40-50	40…50	6-10			**NZMN1-4-A50** 265813		B	–				
		63	100	50-63	50…63	6-10			**NZMN1-4-A63** 265815		B	–				
		80	100	63-80	63…80	6-10			**NZMN1-4-A80** 265817		B	–				
		100	100	80-100	80…100	6-10			**NZMN1-4-A100** 265819		B	–				
		125	100	100-125	100…125	6-10			**NZMN1-4-A125** 265821		B	–				
		160	100	125-160	125…160	1280 A fixed			**NZMN1-4-A160** 281251		B	–				

	Switching capacity 400/415 V 50/60 Hz	Rated current = Rated uninterrupted current		Setting range			**Fixed mounting** with screw terminals		**Fixed mounting** with box terminals			**Plug-in units**				
				Overload releases		Short-circuit releases	**Part no.** Article no.	**Price** See price list	**Part no.** Article no.	**Price** See price list		**Part no.** Article no.	**Price** See price list		Std. pack	**Notes**
		Phase conductors	Neutral conductor		Phase conductors	Non-delayed						Order base separately				
	I_{cu}	$I_n = I_u$	I_r x % of phase conductor	I_r	I_r	$I_i = I_n$ x ...										
	kA	A	%	A	A											
System and cable protection																**B = box terminals** **S = screw terminals** For further terminal types see accessories
Normal switching capacity																
	**50**	160	100	125-160	125…160	6-10	**NZMN2-4-A160** 265860		Terminals as accessory			**NZMN2-4-A160-SVE** 113266			1 off	IEC/EN 60947-2 Set value for neutral conductor is same as set value I_r for main pole.
		160	60	125-160	80…100	6-10	**NZMN2-4-A160/100** 265861					**NZMN2-4-A160/100-SVE** 113267				
		200	100	160-200	160…200	6-10	**NZMN2-4-A200** 265863					**NZMN2-4-A200-SVE** 113269				
		200	60	160-200	100…125	6-10	**NZMN2-4-A200/125** 265864					**NZMN2-4-A200/125-SVE** 113270				
		250	100	200-250	200…250	6-10	**NZMN2-4-A250** 265866					**NZMN2-4-A250-SVE** 113272				
		250	60	200-250	125…160	6-10	**NZMN2-4-A250/160** 265867					**NZMN2-4-A250/160-SVE** 113273				
		300	100	240-300	240…300	6-10	**NZMN2-4-A300** 107586					–				
		300	60	240-300	160…200	6-10	**NZMN2-4-A300/200** 107587					–				
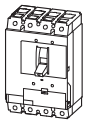		320	100	250-320	250…320	6-10	**NZMN3-4-A320** 109694				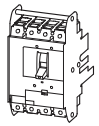	**NZMN3-4-A320-AVE** 113532				
		320	60	250-320	160…200	6-10	**NZMN3-4-A320/200** 109695					**NZMN3-4-A320/200-AVE** 113533				
		400	100	320-400	320…400	6-10	**NZMN3-4-A400** 109696					**NZMN3-4-A400-AVE** 113534				
		400	60	320-400	200…250	6-10	**NZMN3-4-A400/250** 109697					**NZMN3-4-A400/250-AVE** 113535				
		500	100	400-500	400…500	6-10	**NZMN3-4-A500** 109698					**NZMN3-4-A500-AVE** 113536				
		500	60	400-500	250…320	6-10	**NZMN3-4-A500/320** 109699					**NZMN3-4-A500/320-AVE** 113537				
High switching capacity																
	**100**	20	100	15-20	15…20	350 A fixed	Screw terminals as accessories		**NZMH1-4-A20** 284416		B	–			1 off	
		25	100	20-25	20…25	350 A fixed			**NZMH1-4-A25** 284418		B	–				
		32	100	25-32	25…32	350 A fixed			**NZMH1-4-A32** 284420		B	–				
		40	100	32-40	32…40	8-10			**NZMH1-4-A40** 284422		B	–				
		50	100	40-50	40…50	6-10			**NZMH1-4-A50** 284424		B	–				
		63	100	50-63	50…63	6-10			**NZMH1-4-A63** 284426		B	–				
		80	100	63-80	63…80	6-10			**NZMH1-4-A80** 284428		B	–				
		100	100	80-100	80…100	6-10			**NZMH1-4-A100** 284430		B	–				
		125	100	100-125	100…125	6-10			**NZMH1-4-A125** 284432		B	–				
		160	100	125-160	125…160	1280 A fixed			**NZMH1-4-A160** 284434		B	–				

	Switching capacity 400/415 V 50/60 Hz	Rated current = Rated uninterrupted current		Setting range			**Fixed mounting** with screw terminals		**Fixed mounting** with box terminals			**Plug-in units**			
				Overload releases		Short-circuit releases	**Part no.** Article no.	**Price** See price list	**Part no.** Article no.	**Price** See price list		**Part no.** Article no.	**Price** See price list	Std. pack	**Notes**
		Phase conductors	Neutral conductor		Phase conductors	Non-delayed									
	I_{cu}	$I_n = I_u$	I_r x % of phase conductor	I_r	I_r	$I_i = I_n$ x …						Order base separately			
	kA	A	%	A	A										
															B = box terminals **S = screw terminals** For further terminal types see accessories
System and cable protection															
High switching capacity															
	**150**	20	100	15-20	15…20	350 A fixed	**NZMH2-4-A20** 281287		Terminals as accessory			**NZMH2-4-A20-SVE** 113396		1 off	IEC/EN 60947-2 Set value for neutral conductor is same as set value I_r for main pole.
		25	100	20-25	20…25	350 A fixed	**NZMH2-4-A25** 281289					**NZMH2-4-A25-SVE** 113398			
		32	100	25-32	25…32	350 A fixed	**NZMH2-4-A32** 281291					**NZMH2-4-A32-SVE** 113400			
		40	100	32-40	32…40	6-10	**NZMH2-4-A40** 265823					**NZMH2-4-A40-SVE** 113367			
		50	100	40-50	40…50	6-10	**NZMH2-4-A50** 265825					**NZMH2-4-A50-SVE** 113369			
		63	100	50-63	50…63	6-10	**NZMH2-4-A63** 265827					**NZMH2-4-A63-SVE** 113371			
		80	100	63-80	63…80	6-10	**NZMH2-4-A80** 265829					**NZMH2-4-A80-SVE** 113373			
		100	100	80-100	80…100	6-10	**NZMH2-4-A100** 265831					**NZMH2-4-A100-SVE** 113375			
		125	100	100-125	100…125	6-10	**NZMH2-4-A125** 265833					**NZMH2-4-A125-SVE** 113377			
		160	100	125-160	125…160	6-10	**NZMH2-4-A160** 265871					**NZMH2-4-A160-SVE** 113379			
		160	60	125-160	80…100	6-10	**NZMH2-4-A160/100** 265872					**NZMH2-4-A160/100-SVE** 113380			
		200	100	160-200	160…200	6-10	**NZMH2-4-A200** 265874					**NZMH2-4-A200-SVE** 113382			
		200	60	160-200	100…125		**NZMH2-4-A200/125** 265875					**NZMH2-4-A200/125-SVE** 113383			
		250	100	200-250	200…250	6-10	**NZMH2-4-A250** 265877					**NZMH2-4-A250-SVE** 113385			
		250	60	200-250	125…160	6-10	**NZMH2-4-A250/160** 265878					**NZMH2-4-A250/160-SVE** 113386			
		300	100	240-300	240…300	6-10	**NZMH2-4-A300** 107588					–			
		300	60	240-300	160…200	6-10	**NZMH2-4-A300/200** 107589					–			
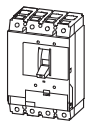	**150**	320	100	250-320	250…320	6-10	**NZMH3-4-A320** 109700				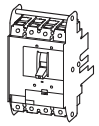	**NZMH3-4-A320-AVE** 113578		1 off	
		320	60	250-320	160…200	6-10	**NZMH3-4-A320/200** 109701					**NZMH3-4-A320/200-AVE** 113579			
		400	100	320-400	320…400	6-10	**NZMH3-4-A400** 109702					**NZMH3-4-A400-AVE** 113580			
		400	60	320-400	200…250	6-10	**NZMH3-4-A400/250** 109703					**NZMH3-4-A400/250-AVE** 113581			
		500	100	400-500	400…500	6-10	**NZMH3-4-A500** 109704					**NZMH3-4-A500-AVE** 113582			
		500	60	400-500	250…320	6-10	**NZMH3-4-A500/320** 109705					**NZMH3-4-A500/320-AVE** 113583			

Switching capacity 400/415 V 50/60 Hz	Rated current = Rated uninterrupted current		Setting range				**Fixed mounting** with screw terminals		**Fixed mounting** with box terminals			**Withdrawable units**				
			Overload releases		Short-circuit releases											
	Phase conductors	Neutral conductor		Phase conductors	Non-delayed	Delayed	**Part no.** Article no.	**Price** See price list	**Part no.** Article no.	**Price** See price list		**Part no.** Article no.	**Price** See price list		Std. pack	**Notes**
I_{cu}	$I_n = I_u$	I_r x % of phase conductor	I_r	I_r	$I_i = I_n$ x …	$I_{sd} = I_r$ x …						Order base separately				
kA	A	%	A	A												**B = box terminals S = screw terminals**
System and cable protection																
Normal switching capacity																
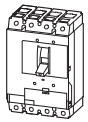	**50**	630	100	315-630	315…630	2-8	–	**NZMN3-4-AE630** 265894		**NZMN3-4-AE630-BT** 111658		B 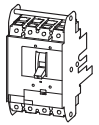	**NZMN3-4-AE630-AVE** 110875			1 off	For further terminal types see accessories
		630	60	315-630	200…400	2-8	–	**NZMN3-4-AE630/400** 265895		Terminals as accessory			**NZMN3-4-AE630/400-AVE** 113544				IEC/EN 60947-2
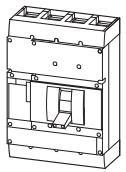		800	100	400-800	400…800	2-12	–	**NZMN4-4-AE800** 265909				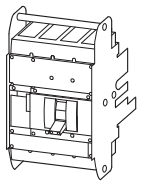	Withdrawable units as accessories				R.m.s. value measurement and "thermal memory"
		800	60	400-800	250…500	2-12	–	**NZMN4-4-AE800/500** 265910									Set value for neutral conductor is same as set value I_r for main pole.
		1000	100	500-1000	500…1000	2-12	–	**NZMN4-4-AE1000** 265912									
		1000	60	500-1000	315…630	2-12	–	**NZMN4-4-AE1000/630** 265913									
		1250	100	630-1250	630…1250	2-12	–	**NZMN4-4-AE1250** 265915									
		1250	60	630-1250	400…800	2-12	–	**NZMN4-4-AE1250/800** 265916									
		1600	100	800-1600	800…1600	2-12	–	**NZMN4-4-AE1600** 265918									
		1600	60	800-1600	500…1000	2-12	–	**NZMN4-4-AE1600/1000** 265919									
High switching capacity																
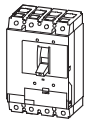	**150**	630	100	315-630	315…630	2-8	–	**NZMH3-4-AE630** 265900				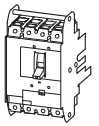	**NZMH3-4-AE630-AVE** 110879			1 off	
	150	630	60	315-630	200…400	2-8	–	**NZMH3-4-AE630/400** 265901					**NZMH3-4-AE630/400-AVE** 113590				
	85	800	100	400-800	400…800	2-12	–	**NZMH4-4-AE800** 265921					Withdrawable units as accessories				
		800	60	400-800	250…500	2-12	–	**NZMH4-4-AE800/500** 265922									
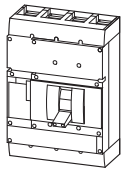		1000	100	500-1000	500…1000	2-12	–	**NZMH4-4-AE1000** 265924				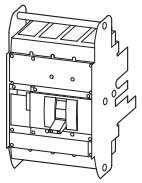					
		1000	60	500-1000	315…630	2-12	–	**NZMH4-4-AE1000/630** 265925									
		1250	100	630-1250	630…1250	2-12	–	**NZMH4-4-AE1250** 265927									
		1250	60	630-1250	400…800	2-12	–	**NZMH4-4-AE1250/800** 265928									
		1600	100	800-1600	800…1600	2-12	–	**NZMH4-4-AE1600** 265930									
		1600	60	800-1600	500…1000	2-12	–	**NZMH4-4-AE1600/1000** 265931									
Earth fault protection																
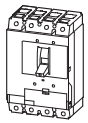	**50**	400	100	200-400	200…400	2-11	–	**NZMN3-4-AE400-T** 110902		Terminals as accessory		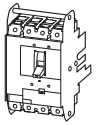	**NZMN3-4-AE400-T-AVE** 113538			1 off	
		400	60	200-400	125…250	2-11	–	**NZMN3-4-AE400/250-T** 110903					**NZMN3-4-AE400/250-T-AVE** 113539				
		630	100	315-630	315…630	2-8	–	**NZMN3-4-AE630-T** 110904					**NZMN3-4-AE630-T-AVE** 113540				
		630	60	315-630	200…400	2-8	–	**NZMN3-4-AE630/400-T** 110905					**NZMN3-4-AE630/400-T-AVE** 113541				
	150	400	100	200-400	200…400	2-11	–	**NZMH3-4-AE400-T** 110906					**NZMH3-4-AE400-T-AVE** 113584				
		400	60	200-400	125…250	2-11	–	**NZMH3-4-AE400/250-T** 110907					**NZMH3-4-AE400/250-T-AVE** 113585				
		630	100	315-630	315…630	2-8	–	**NZMH3-4-AE630-T** 110908					**NZMH3-4-AE630-T-AVE** 113586				
		630	60	315-630	200…400	2-8	–	**NZMH3-4-AE630/400-T** 110909					**NZMH3-4-AE630/400-T-AVE** 113587				