Stainless-steel enclosures and Thermoplastic industrial boxes new referencing system

Schneider Electric Universal Enclosures
2009



Schneider Electric

Schneider Electric Universal Enclosures
The specialist in sealed equipment

What is the mission of Schneider Electric Universal Enclosures?

> Schneider Electric Universal Enclosures has the mission to develop and be in charge of the Universal Enclosure Business for the Schneider Electric Group.

> Schneider Electric Universal Enclosures is based on two historical companies created in 1958, Himel with origin in Spain and Sarel with origin in France. Both companies have developed more than 50 years of experience in the design, manufacturing and marketing of universal enclosures systems.

> Himel and Sarel brands are going to migrate within Schneider Electric which is an ambitious corporate project that will make everyone's day-to-day work easier, both clients and collaborators.

Why do we migrate our brands?

Here are some of the benefits of working with a single brand:

> Our daily work will be simpler, it is easier to deal with a single brand and with common documentation and resources.

> Your clients will recognize our product offer and ranges better thanks to a single packing and communication focused on Schneider Electric.

> It will be much easier to create solutions based on the products of a single brand.

What is good for Schneider Electric is also good for our clients and collaborators!

> **The scope of this guide is limited to the ranges migrating last quarter of 2009. These ranges are Floor Standing, Control Desks, Thermal offer, Stainless Steel and Plastic Industrial Boxes.**



Customer needs + **Brand migration** = **Schneider Electric** Solutions

How will be the migration process?

The migration process of the ranges in the scope of this guide will be conducted in a range-by-range basis during the last quarter of 2009, and each one of the range migrations will be performed in two phases:

Phase 1: new packing

This phase began in the second half of 2009, and will focus on harmonizing the packing with Schneider Electric.

Phase 2: new product marking

As of the fourth quarter of 2009, some product families will start to carry the Schneider Electric logo. This process will be performed progressively range by range.

> To guarantee a global offer and a harmonized coding and marking system, we are also going to change our references for all our ranges.

Schneider Electric
Universal Enclosures
2009

1 Stainless-steel enclosures

Spacial S3X Wall-mounting enclosure 4
Spacial SMX monobloc floor-standing enclosures 6
Spacial SFX Suitable floor-standing enclosure 7
Accessories for Spacial SMX y SFX 8
PC racks 9

2 Thermoplastic industrial boxes

Thalassa TBS and TBP 10

304L / 316L stainless-steel wall-mounting enclosures
Introduction





Technical characteristics

These enclosures have been specially designed for the chemical, oil and food and beverage industries, among others, which are particularly demanding in terms of hygiene and resistance to corrosion.

- Two types of materials, with Scotch-Brite® brushed finish, are available:
  – AISI 304L,
  – AISI 316L.
- Two wall-mounting enclosure versions are available:
  – With plain door,
  – With glazed door, Securit® glass, 4 mm thick.
- Protection rating of IP 66 for all single enclosures with single door and glazed door, IP 55 for the double door enclosures, according to IEC 60529.
- Resistance to external mechanical impacts:
  – IK 10 for the solid-door enclosures,
  – IK 08 for the glazed-door enclosures.
- Thickness: 1.5 mm.
- Single-piece body (cross-shaped structure). Gutter-shaped front profile.
- 4 rear studs for fixing the material.
- 2 cut-out vertical profiles on the door (from a height of 600 mm), with drill holes with a diameter of 4.25 mm and a pitch of 25 mm for installing accessories.
- Door strengthening frame (from a height of 1000 mm), cross-section of 20 mm × 15 mm, with drill holes with a diameter of 5 mm and a pitch of 25 mm.
- Standard lock with 3-mm double-bar lock (chrome-plated zamak).
- 2 locking points for heights of more than 500 mm or three points for two-door enclosures.
- Stainless-steel hinges screwed to the body of the enclosure. They make it easier to remove and invert the door. Opening angle: 120°.
- Polyurethane gasket.
- M6 × 16 screws on the door and on the body, allowing equipotential connection between the earth connections (on request).
- 4 holes for fixing to the wall directly or with the help of mounting lugs (on request), blocked by sealing plugs.

Certifications

- IEC 62208 / UL 508A / CAN/CSA 22.



Wall-mounting enclosure ATEX

Technical features

The Spacial ATEX range of stainless-steel enclosures is certified by the LOM with no. LOM 08ATEX3028U (component certificate).

The enclosures have the following marks:
Ex II 2 GD Ex e II Ex tD A21 IP66 according to ATEX directive 94/9/EC and standards EN 60079-0 (2004),EN 60079-7 (2006), EN 61241-0 (2005) and EN 61241-1 (2004).

- M6 × 16 screws on the door and on the body, allowing equipotential connection.
- The wall-fixing lugs are compulsory; they are blocked by sealing plugs. The 4 fixing holes are blocked by 4 crimped blind nuts.
- One crimped M6 blind nut for an external earth connection (braid not supplied).
- Authorised ambient temperature limits:
  –25 °C ≤ Ta ≤ +60 °C

The accessories of the Spacial S3X enclosure can be installed in the Spacial S3XEX enclosure. However, plastic accessories should not be used, due to the risk of a static charge.

Stainless-steel wall-mounting enclosure selection guide







External dimensions (mm)			No. of doors	304L stainless steel		316L stainless steel	ATEX 304L Porte pleine	304L stainless-steel canopy**
H	W	D		Plain door	Glazed door*	Plain door		
300	200	150	1	**NSYS3X3215**	-	**NSYS3X3215H**	**NSYS3XEX3215**	**NSYTX2015**
300	250	150	1	**NSYS3X302515**	-	**NSYS3X302515H**		**NSYTX2515**
300	300	150	1	**NSYS3X3315**	-	**NSYS3X3315H**		**NSYTX3015**
400	300	150	1	**NSYS3X4315**	-	**NSYS3X4315H**		**NSYTX3015**
400	300	200	1	**NSYS3X4320**	**NSYS3X4320T**	**NSYS3X4320H**	**NSYS3XEX4320**	**NSYTX3020**
400	400	200	1	**NSYS3X4420**	-	**NSYS3X4420H**		**NSYTX4020**
400	600	200	1	**NSYS3X4620**	-	**NSYS3X4620H**		**NSYTX6020**
500	400	200	1	**NSYS3X5420**	**NSYS3X5420T**	**NSYS3X5420H**	**NSYS3XEX5420**	**NSYTX4020**
600	400	200	1	**NSYS3X6420**	**NSYS3X6420T**	**NSYS3X6420H**	**NSYS3XEX6420**	**NSYTX4020**
600	600	250	1	**NSYS3X6625**	-	**NSYS3X6625H**		**NSYTX6025**
700	500	250	1	**NSYS3X7525**	**NSYS3X7525T**	**NSYS3X7525H**	**NSYS3XEX7525**	**NSYTX5025**
800	600	250	1	**NSYS3X8625**	**NSYS3X8625T**	**NSYS3X8625H**	**NSYS3XEX8625**	**NSYTX6025**
800	800	300	1	**NSYS3X8830**	-	**NSYS3X8830H**		**NSYTX8030**
1000	800	300	1	**NSYS3X10830**	**NSYS3X10830T**	**NSYS3X10830H**	**NSYS3XEX10830**	**NSYTX8030**
1000	1000	300	2	**NSYS3X101030**	-	**NSYS3X101030H**		**NSYTX10030**
1200	800	300	1	**NSYS3X12830**	-	**NSYS3X12830H**		**NSYTX8030**
1200	1000	300	2	**NSYS3X121030**	-	**NSYS3X121030H**		**NSYTX10030**

*The glazed door has no reinforcement.
** Installation not recommended on ATEX wall-mounting enclosures.



Wall-fixing lugs

- Set of four 304 or 316L stainless-steel wall-fixing lugs.
- Mounting of the wall-fixing lugs in horizontal or vertical position.
- Fixing from the outside.
- Maximum load: horizontal 180 kg and vertical 350 kg.

Stainless-steel type	Reference
304	**NSYPFCX**
316L	**NSYPFC2X**



Description	Material	Reference
Standard 3-mm double-bar lock	chrome-plated zamak	**NSYSTDNCSX**
Round 3-mm double-bar lock (spare)	chrome-plated zamak	**NSYSTDCSX**
Round 3-mm double-bar lock	100 % stainless steel	**NSYSTDCXH**
8-mm triangular insert	100 % stainless steel	**NSYTT8CSX**
7-mm square insert	100 % stainless steel	**NSYTC7CSX**
6-mm square insert	100 % stainless steel	**NSYTC6CSX**
1242E button lock	Chrome-plated	**NSYCL1242ECSX**
405 button lock	Polyamide	**NSYCL405CSX**

For mounting plates and other accessories please refer to our current wall-mounting offer (S3D or CRN).

Stainless-steel monobloc floor-standing enclosures
Introduction



Configured

Specific

Technical features

These enclosures have been specially designed for the chemical, oil and food and beverage industries, among others, which are particularly demanding in terms of hygiene and resistance to corrosion.

- Stainless-steel sheet floor-standing enclosure, 1.5 mm thick, folded and welded.
- Two types of materials, with Scotch-Brite® brushed finish, are available:
– 304L stainless steel,
– 316L stainless steel.
- Micro-beaded and painted finishes (on request).
- Protection rating: IP 55 according to IEC 60529.
- 1 Nema door, type 1, 2, 3, 3R, 4, 4X, 5, 12, 12K, 13.
- 2 Nema doors, type 1, 2, 12K.
- Resistance to external mechanical impacts: IK 10 according to IEC 62262.
- Plain front door. Opening to left or right to 120° with reinforcement frame. Installed on 3 stainless-steel hinges. 3-point closure with handle made from painted zamak, 5-mm double bar.
  Acceptable load of 50 kg.
- Delivered with 4 mounting plate-supporting brackets.
- Single-piece cable-gland plate delivered.
- 316L stainless-steel plinths, optional heights of 100 and 200 mm.
- Optional stainless-steel canopies.
- Optional eyebolts.
  Maximum load: 830 kg when slinging at 60º.

Certifications

- IEC 62208.
- UL 508.
- CAN/CSA 22.











External dimensions (mm)			Number of front doors	304L / 316L* stainless-steel floor-standing enclosure reference	Brushed 316L stainless-steel plinth height 100 mm (1)		Brushed 316L stainless-steel plinth height 200 mm (1)		Canopy
Height	Width	Depth			Front + corner	Side	Front + corner	Side	
1400	1000	300	2	**NSYSMX141030**	**NSYSPXF10100H**	**NSYSPXS3100H**	**NSYSPXF10200H**	2 × **NSYSPXS3100H**	**NSYSCX10030**
1600	800	400	1	**NSYSMX16840**	**NSYSPXF8100H**	**NSYSPXS4100H**	**NSYSPXF8200H**	2 × **NSYSPXS4100H**	**NSYSCX8040**
1800	600	400	1	**NSYSMX18640**	**NSYSPXF6100H**	**NSYSPXS4100H**	**NSYSPXF6200H**	2 × **NSYSPXS4100H**	**NSYSCX6040**
1800	800	400	1	**NSYSMX18840***	**NSYSPXF8100H**	**NSYSPXS4100H**	**NSYSPXF8200H**	2 × **NSYSPXS4100H**	**NSYSCX8040**
1800	1200	400	2	**NSYSMX181240***	**NSYSPXF12100H**	**NSYSPXS4100H**	**NSYSPXF12200H**	2 × **NSYSPXS4100H**	**NSYSCX12040**
1800	1600	400	2	**NSYSMX181640***	**NSYSPXF16100H**	**NSYSPXS4100H**	**NSYSPXF16200H**	2 × **NSYSPXS4100H**	**NSYSCX16040**
2000	800	500	1	**NSYSMX20850**	**NSYSPXF8100H**	**NSYSPXS5100H**	**NSYSPXF8200H**	2 × **NSYSPXS5100H**	**NSYSCX8050**
2000	1000	400	2	**NSYSMX201040***	**NSYSPXF10100H**	**NSYSPXS4100H**	**NSYSPXF10200H**	2 × **NSYSPXS4100H**	**NSYSCX10040**
2000	1200	500	2	**NSYSMX201250***	**NSYSPXF12100H**	**NSYSPXS5100H**	**NSYSPXF12200H**	2 × **NSYSPXS5100H**	**NSYSCX12050**
2000	1600	600	2	**NSYSMX201660***	**NSYSPXF16100H**	**NSYSPXS6100H**	**NSYSPXF16200H**	2 × **NSYSPXS6100H**	**NSYSCX16060**

* For the stainless steel version 316L, add the letter H at the end of the reference. Example: NSYSMSX18840H.
(1) See section on stainless-steel composition accessories.

Stainless-steel suitable enclosures
Introduction



Specific

Technical features

These enclosures have been specially designed for the chemical, oil and food and beverage industries, among others, which are particularly demanding in terms of hygiene and resistance to corrosion.

- Enclosure made up of a structure, consisting of top and bottom, rear panel and vertical profiles.
- Made from AISI 304L stainless steel with Scotch-Brite® brushed finish.
- 316L stainless steel (on request).
- Microbading finishing and pinting (on request).
- Protection rating of IP55 according to standard IEC 60529.
- High resistance to mechanical impacts: IK 10 according to standard IEC 62262.
- Plain front door. Opening to left or right to 120° with reinforcement frame installed.

– 3 stainless-steel hinges.
– 3-point closure with handle made from painted zamak, 5-mm double bar.
– Acceptable load of 50 kg.

- Single-piece cable-gland plate delivered.
- 316L stainless-steel plinths, optional heights of 100 and 200 mm.
- Optional stainless-steel canopies.
- Optional eyebolt.
- Maximum load: 830 kg when slinging at 60º.

Basic composition

- Structure consisting of top and bottom, rear panel and vertical profiles.
- Single front door, with reinforcement frame.
- Sash-bolt handle made from painted zamak, 3-mm double bar.
- 4 mounting plate-supporting brackets.
- Single-piece cable-gland plate with sealing gasket.

Note: the panels and plinths can be installed and the enclosures can be assembled (on request).

Spacial SFX suitable enclosures



External dimensions (mm)			Number of front doors	References in 304L stainless steel (1)			Brushed 316L stainless-steel plinth height 100 mm (2)		Brushed 316L stainless-steel plinth height 200 mm (2)		Canopy
Height (A)	Width (B)	Depth (C)		Suitable enclosure	Set of 2 side panels	Coupling kit	Front + corner	Side	Front + corner	Side	
1800	600	400	1	NSYSFX18640	NSY2SPX184	NSYSFBK19	NSYSPXF6100H	NSYSPXS4100H	NSYSPXF6200H	2 × NSYSPXS4100H	NSYSCX6040
1800	800	400	1	NSYSFX18840	NSY2SPX184	NSYSFBK19	NSYSPXF8100H	NSYSPXS4100H	NSYSPXF8200H	2 × NSYSPXS4100H	NSYSCX8040
1800	1200	400	2	NSYSFX181240	NSY2SPX184	NSYSFBK19	NSYSPXF12100H	NSYSPXS4100H	NSYSPXF12200H	2 × NSYSPXS4100H	NSYSCX12040
2000	600	500	1	NSYSFX20650	NSY2SPX205	NSYSFBK19	NSYSPXF6100H	NSYSPXS5100H	NSYSPXF6200H	2 × NSYSPXS5100H	NSYSCX6050
2000	800	400	1	NSYSFX20840	NSY2SPX204	NSYSFBK19	NSYSPXF8100H	NSYSPXS4100H	NSYSPXF8200H	2 × NSYSPXS4100H	NSYSCX8040
2000	800	600	1	NSYSFX20860	NSY2SPX206	NSYSFBK19	NSYSPXF8100H	NSYSPXS6100H	NSYSPXF8200H	2 × NSYSPXS6100H	NSYSCX8060
2000	1000	600	2	NSYSFX201060	NSY2SPX206	NSYSFBK19	NSYSPXF10100H	NSYSPXS6100H	NSYSPXF10200H	2 × NSYSPXS6100H	NSYSCX10060
2000	1200	600	2	NSYSFX201260	NSY2SPX206	NSYSFBK19	NSYSPXF12100H	NSYSPXS6100H	NSYSPXF12200H	2 × NSYSPXS6100H	NSYSCX12060

(1) 316L stainless-steel enclosures on request.
(2) See section on stainless-steel composition accessories.

Composition accessories



Coupling kit for SFX

Reference
NSYSFBK19



Eyebolts

Reference
NSYSMEB



Lifting bracket for stainless-steel suitable enclosure for SFX

Reference
NSYPUNX



Closure option

Description	Pack.	Reference
Spare handle	1	NSYMCSX
5-mm double-bar insert	1	NSYTDB5ME
6-mm square insert	1	NSYTC6ME
7-mm square insert	1	NSYTC7ME
8-mm square insert	1	NSYTC8ME
6.5-mm triangular insert	1	NSYTT6ME
8-mm triangular insert	1	NSYTT8ME
Padlocking device	1	NSYBCME



Wall-fixing lugs for SMX

Reference
NSYFCMX



Hygienic feet

Height (mm)	Reference
100	NSYPHX100
200	NSYPHX200

Stainless-steel monobloc PC racks
Introduction





The stainless-steel monobloc PC racks have been especially designed to protect computer equipment installed in corrosive or specially environments that require washing or exposure to sprays of liquid.

Composition

- Monobloc structure in 304L stainless-steel sheet, micro-beaded finish.
- Can be made in 316L stainless steel on request.
- Top and bottom partial doors on the front side.
- Pivoting panel for the keyboard.
- Plain rear door.

Execution

- Protection rating: IP 55, even with the keyboard drawer open.
- High resistance to mechanical impacts: IK 10 according to standard IEC 62262.

Ergonomics

- Partial front doors delimit the access to each function with a 3-mm double-bar lock (other inserts or key locks available).
- Glued anti-glare window.
- Access to the various functions and working heights, guaranteeing optimum comfort during use.



Monitor-screen compartment

- The anti-glare glazed door is designed for viewing screens:
– 14" as standard,
– 17" by removing a part of the silkscreen printing.
- The height of the monitor support can be adjusted.
- The monitor shelf can withstand a maximum weight of 50 kg.

CPU / keyboard compartment

- The keyboard fixed to the inside becomes operational by tilting the central panel.
- The CPU is placed on a height-adjustable shelf, visible and accessible through a pivoting, transparent shutter.

Optional accessories

- Shelf installed on a sliding rail, with adjustable height.
- Plinths with heights of 100 and 200 mm.
- Telescopic tray: NSYTTG60.



Specific

304L stainless-steel PC racks









External dimensions (mm)			Stainless-steel PC rack reference	Hygienic feet		Brushed 316L stainless-steel plinth height 100 mm (1)		Brushed 316L stainless-steel plinth height 200 mm (1)	
Height	Width	Depth		Height 100 (mm)	Height 200 (mm)	Front + corner	Side	Front + corner	Side
1600	600	600	NSYSMX16660PC	NSYPHX100	NSYPHX200	NSYSPXF6100H	NSYSPXS6100H	NSYSPXF6200H	2 × NSYSPXS6100H
1600	600	800	NSYSMX16680PC	NSYPHX100	NSYPHX200	NSYSPXF6100H	NSYSPXS8100H	NSYSPXF6200H	2 × NSYSPXS8100H
1800	600	600	NSYSMX18660PC	NSYPHX100	NSYPHX200	NSYSPXF6100H	NSYSPXS6100H	NSYSPXF6200H	2 × NSYSPXS6100H
1800	600	800	NSYSMX18680PC	NSYPHX100	NSYPHX200	NSYSPXF6100H	NSYSPXS8100H	NSYSPXF6200H	2 × NSYSPXS8100H

(1) See section on stainless-steel composition accessories.

Thermoplastic industrial boxes
Introduction



General characteristics

- Large range of dimensions (H, W, D).
- High or low, opaque or transparent cover.
- Boxes that can be coupled (exactly the same dimensions) with kit ref. **13934AB**.
- Locks from box size of 116 × 116 × 62 mm:
– Cover locking by 4 plastic captive screws with coarse thread outside the sealed area.
– Plumbable lock.
- Locks from box size of 138 × 93 × 72 mm:
– The standard screws (flat screwdriver) can be replaced with other standardised screws.
- The 4 “legs” of the cover ensure its robustness and perfect support during customisation operations.
- Adaptable hinges on all the 20- and 40-mm covers.

Materials

- ABS boxes:
– IK 07 (2J) according to IEC 62262.
– Glow wire resistance: 650 °C according to IEC 60695-2-11.
– Usage temperature: –25 °C...+60 °C.
– Installation temperature: –15 °C...+40 °C.
- Polycarbonate boxes:
– IK 08 (5J) according to IEC 62262.
– Glow wire resistance: 960 °C.
– Usage temperature: –25 °C...+80 °C.
– Installation temperature: –15 °C...+60 °C.
– Certified according to UL 508A.

Fixing the box

- Outside the sealed sensitive volume by the 4 chimneys in the corners from box size of 138 × 93 × 72 mm.
- Through the rear of the box by 2 or 4 elongated holes to be perforated.
- With fixing lugs from box size of 116 × 116 × 62 mm (ref. **NSYAEFTB**).

Equipment installation

- Studs for fixing the equipment in the body and the cover of the box by means of a ∅ 4-mm self-tapping screw (ref. **NSYAMFSTB**, screw ∅ 4 × 10 mm with Pozidriv and slotted head).
- Option of installing rails, plates or other types of supports (card, etc.).
- Spacers and stand-offs to be installed on the studs, for adjusting the height of the equipment.

Technical features

- IP 66 according to IEC 60529.
- NEMA 4.4X according to Nema 250.
- Class II according to IEC 61140.
- Colour:
– Body: RAL 7035 grey.
– Cover: RAL 7035 grey or tinted transparent.
- Insulating, halogen-free plastic materials.
- Resistance to chemical and atmospheric agents: see technical appendices.

Thermal dissipation

- Use a suitable calculation method according to IEC 60890.
- Anti-condensation valves available as an accessory, prevent the build-up of moisture inside the box.

Thermoplastic industrial boxes
Selection table

Universal boxes with IP 66



Overall external dimensions (mm)			Overall internal dimensions (mm)			Body (mm)	Cover (mm)	Material			
								ABS IP 66 IK 07		PC-UL IP 66 IK 08	
Height	Width	Depth	Height	Width	Depth			Opaque cover	Transparent cover	Opaque cover	Transparent cover
74	74	54	65	65	47	37	10	**NSYTBS775**	-	**NSYTBP775**	-
89	89	54	80	80	47	37	10	**NSYTBS885**	-	**NSYTBP885**	-
116	74	62	105	65	55	45	10	**NSYTBS1176**	-	**NSYTBP1176**	-
116	74	94	105	65	85	45	40	**NSYTBS1179H**	-	-	-
116	116	62	105	105	55	45	10	**NSYTBS11116**	-	**NSYTBP11116**	-
116	116	133	105	105	125	45	80	**NSYTBS111113H**	-	-	-
138	93	72	125	80	65	45	20	**NSYTBS1397**	**NSYTBS1397T**	**NSYTBP1397**	**NSYTBP1397T**
164	121	87	150	105	80	60	20	**NSYTBS16128**	**NSYTBS16128T**	**NSYTBP16128**	**NSYTBP16128T**
192	121	87	175	105	80	60	20	**NSYTBS19128**	**NSYTBS19128T**	**NSYTBP19128**	**NSYTBP19128T**
192	121	105	175	105	100	60	40	**NSYTBS191210H**	**NSYTBS191210HT**	**NSYTBP191210H**	**NSYTBP191210HT**
192	164	87	175	150	80	60	20	**NSYTBS19168**	**NSYTBS19168T**	**NSYTBP19168**	**NSYTBP19168T**
192	164	105	175	150	100	60	40	**NSYTBS191610H**	**NSYTBS191610HT**	**NSYTBP191610H**	**NSYTBP191610HT**
241	194	87	225	175	80	60	20	**NSYTBS24198**	**NSYTBS24198T**	**NSYTBP24198**	**NSYTBP24198T**
241	194	107	225	175	100	80	20	**NSYTBS241910**	**NSYTBS241910T**	**NSYTBP241910**	**NSYTBP241910T**
241	194	107	225	175	100	60	40	**NSYTBS241910H**	**NSYTBS241910HT**	**NSYTBP241910H**	**NSYTBP241910HT**
241	194	127	225	175	120	80	40	**NSYTBS241912H**	**NSYTBS241912HT**	**NSYTBP241912H**	**NSYTBP241912HT**
291	241	88	275	225	80	60	20	**NSYTBS29248**	**NSYTBS29248T**	**NSYTBP29248**	**NSYTBP29248T**
291	241	128	275	225	120	100	20	**NSYTBS292412**	**NSYTBS292412T**	**NSYTBP292412**	**NSYTBP292412T**
291	241	128	275	225	120	60	60	**NSYTBS292412H**	**NSYTBS292412HT**	**NSYTBP292412H**	**NSYTBP292412HT**
291	241	168	275	225	160	100	60	**NSYTBS292416H**	**NSYTBS292416HT**	**NSYTBP292416H**	**NSYTBP292416HT**
341	291	128	325	275	120	100	20	**NSYTBS342912**	**NSYTBS342912T**	**NSYTBP342912**	**NSYTBP342912T**
341	291	168	325	275	160	100	60	**NSYTBS342916H**	**NSYTBS342916HT**	**NSYTBP342916H**	**NSYTBP342916HT**

ABS boxes for buttons, to be equipped



External dimensions (mm)			Number of holes	Cover	Ref.
Height	Width	Depth			
74	74	54	1	Grey	**NSYTBS775C1**
74	74	54	1	Yellow	**NSYTBS775C1Y**
116	74	62	2	Grey	**NSYTBS1176C2**
116	74	62	3	Grey	**NSYTBS1176C3**

Equipped button boxes, in ABS with IP 54



External dimensions (mm)				
Height	Width	Depth		Reference
74	74	83	Emergency switching off	**NSYTBS775B1Y**
116	74	75	Start/stop	**NSYTBS1176B2**
116	74	75	Up / down / stop	**NSYTBS1176B3**

Thermoplastic industrial boxes
Selection table of accessories






Overall external dimensions (mm)			Overall internal dimensions (mm)			Set of 2 hinges	Set of 4 fixing lugs	Galvanised-steel plate	Insulating plate	Terminal-block support bar
Height	Width	Depth	Height	Width	Depth					
74	74	54	65	65	47	-	-	-	-	-
89	89	54	80	80	47	-	-	-	-	-
116	74	62	105	65	55	-	-	-	-	-
116	116	62	105	105	55	-	NSYAEFTB	-	-	-
138	93	72	125	80	65	NSYAEDH20TB	NSYAEFTB	-	-	-
164	121	87	150	105	80	NSYAEDH20TB	NSYAEFTB	-	-	-
192	121	87	175	105	80	NSYAEDH20TB	NSYAEFTB	-	-	IMT34000
192	121	105	175	105	100	NSYAEDH40TB	NSYAEFTB	-	-	IMT34000
192	164	87	175	150	80	NSYAEDH20TB	NSYAEFTB	NSYAMPM1916TB	NSYAMPA1916TB	IMT34000
192	164	105	175	150	100	NSYAEDH40TB	NSYAEFTB	NSYAMPM1916TB	NSYAMPA1916TB	IMT34000
241	194	87	225	175	80	NSYAEDH20TB	NSYAEFTB	NSYAMPM2419TB	NSYAMPA2419TB	IMT34000 or IMT34001
241	194	107	225	175	100	(1) NSYAEDH20TB or NSYAEDH40TB	NSYAEFTB	NSYAMPM2419TB	NSYAMPA2419TB	IMT34000 or IMT34001
241	194	127	225	175	120	NSYAEDH40TB	NSYAEFTB	NSYAMPM2419TB	NSYAMPA2419TB	IMT34000 or IMT34001
291	241	88	275	225	80	NSYAEDH20TB	NSYAEFTB	NSYAMPM2924TB	NSYAMPA2924TB	IMT34001 or IMT34002
291	241	128	275	225	120	-	NSYAEFTB	NSYAMPM2924TB	NSYAMPA2924TB	IMT34001 or IMT34002
291	241	128	275	225	120	(1) NSYAEDH20TB or -	NSYAEFTB	NSYAMPM2924TB	NSYAMPA2924TB	IMT34001 or IMT34002
291	241	168	275	225	160	-	NSYAEFTB	NSYAMPM2924TB	NSYAMPA2924TB	IMT34001 or IMT34002
341	291	128	325	275	120	NSYAEDH20TB	NSYAEFTB	NSYAMPM3429TB	NSYAMPA3429TB	IMT34002
341	291	168	325	275	160	-	NSYAEFTB	NSYAMPM3429TB	NSYAMPA3429TB	IMT34002

(1) Several cover depths for the same external dimensions.

Anti-corrosion valve and coupling kit




IP66 ventilation and coupling accessories	Ref.
Valve, 16 litres/h, Ø 12	NSYCAG12LPH1
Valve, 120 litres/h, Ø 12	NSYCAG12LPH2
Coupling kit, Ø 32	13934AB

Fixings



Stand-offs and spacers	Ref.
Set of four 15-mm spacers	NSYAMFEP154TB
Set of four 20-mm spacers	NSYAMFEP204TB
Set of four 30-mm spacers	NSYAMFEP304TB
Set of four 15-mm self-tapping stand-offs	NSYAMFET154TB
Set of four 20-mm self-tapping stand-offs	NSYAMFET204TB
Set of four 30-mm self-tapping stand-offs	NSYAMFET304TB
Batch of 50 M4 screws for stand-offs and spacers	NSYAMFESTB

Screws for accessories	Ref.
Pack of 100 4-mm Pozidrive and slotted self-tapping screws	NSYAMFSTB

Cable glands and quick entries




	M12	M16	M20	M25	M32	M40
IP 68 cable glands	ISM71501	ISM71502	ISM71503	ISM71504	ISM71505	ISM71506
IP 67 quick entries	IMT36179	IMT36180	IMT36181	IMT36182	IMT36183	IMT36184

Terminal blocks





Terminal blocks	Ref.	Ref.	Ref.
4-hole terminal blocks	Black (live)	Blue (neutral)	Green (earth)
2 x 10^2 + 2 x 16^2	IMT34003	IMT34005	IMT34007
3 x 16^2 + 1 x 25^2	IMT34004	IMT34006	IMT34008

Make the most of your energy

Contact:
Schneider Electric Romania
www.schneider-electric.ro

Due to the evolution of standards and materials, the characteristics indicated by the text and images of this document are not binding for us until our services have confirmed them.