Prisma Plus G enclosures
IP30, IP31, IP43 enclosures



For safe and upgradeable electrical switchboards





> Safety of people and property

> Continuity of service

> Optimization and upgradeability

> Ergonomics and complete accessibility

> Controlled costs (installation, maintenance) and delivery times

● **100 % reliable and in compliance with existing standards**
All the components (switchgear, splitter blocks, prefabricated connections, etc.) have been designed to work together. All switchboard configurations have been tested.

● **Optimized, upgradeable installation**
With Prisma Plus G, you can build the right switchboard for your customer, sized precisely to fit costs and needs. Thanks to the organization around functional units, the installation evolves simply while preserving its original performance.

● **Ease of setup**
The complete accessibility of all mounting and connection points facilitates assembly and cabling in the workshop. The functional units are clearly identified: operations are intuitive and reliable, and connection and checking are performed naturally.



Presentation
Surface mounting enclosures

Commercial buildings: hotels, offices, shops, etc.
Industry: technical room, etc.

Enclosure delivered flat: total accessibility
Designed for electrical continuity

- 160 A
- IP30
- IK07/08

Gland plate
- Dismountable and cuttable



Safety
- Powerclip busbars, IPxxB, pre-fitted



Quick-connect terminal blocks



Fast operation and easy maintenance
- Straightforward organization in functional units

PD390300

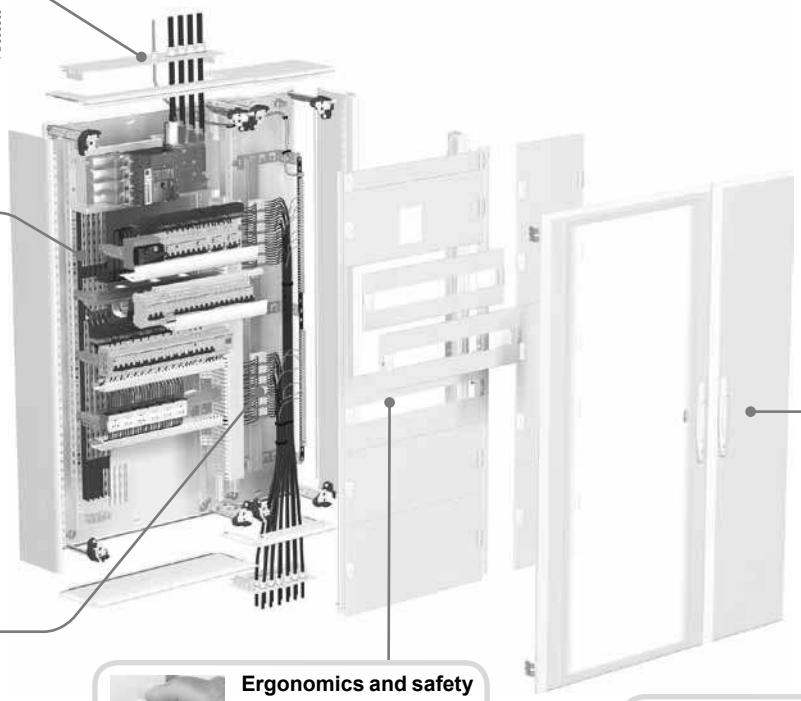

Quick fastening on hook-on rail
- Easy wall mounting



Ergonomic handle



Ergonomics and safety
- Easy front plate handling thanks to the ergonomic gripper
- Legible "Open/closed" positions of front plate
- Integrated front plate sealing function





Continuity of service
- Direct accessibility of functional unit thanks to the front plate hinges kit
- Total accessibility of switchgear thanks to the installation of hinges on all front plate (allows the front panel to be made swivelling)



PD390240



Main characteristics

Steel sheet metal with electrophoresis treatment + hot-polymerised polyester epoxy powder.
Enclosure:
- width: 600 mm, with duct: 300 mm
- height: 330 to 1380 mm,
- depth: 205 mm without door / 250 mm with door.

Designation

G IP30 - IP31 - IP43 enclosure	
Rated operational current	630 A - Icc = 50 kA
Color	White colour RAL 9001
Standards conformity	EN 62208, IEC 61439-2
Degree of protection	IP30 with or without door, IP31 with canopy + door, IP43 with canopy + door + gasket
Degree of protection against mechanical impacts	IK08 with door, IK07 without door
Isolation	Class 1
Doors	■ Plain or transparent, opening to right or left ■ By design, electrical continuity of moving parts (hinges…) ■ Supplied with a handle and keylock (key 405) Distance behind door = 58 mm (possibility of push-buttons, lamps installation).
Mounting	Surface mounting, floor standing, flush mounting via a kit *> see page 97*

Easy design with
Rapsody software
> see page 25

Wall-mounted and floor standing enclosures

IP30 630 A enclosures

Reversible doors (opening to left or right), equipped with a handle and keylock (key 405).

Wall-mounted enclosures, width 600 mm

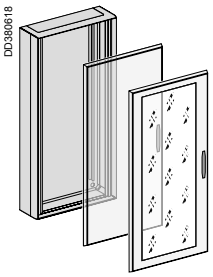

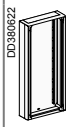

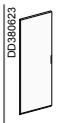



No. of vertical modules of 50 mm	Height in mm	Enclosure	Plain door	Transparent door
6	330	**08102**	**08122**	**08132**
9	480	**08103**	**08123**	**08133**
12	630	**08104**	**08124**	**08134**
15	780	**08105**	**08125**	**08135**
18	930	**08106**	**08126**	**08136**
21	1080	**08107**	**08127**	**08137**
24	1230	**08108**	**08128**	**08138**
27	1380	**08109**	**08222**	**08232**

Ducts, width 300 mm

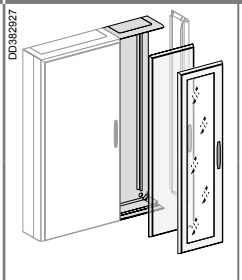





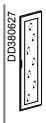

No. of vertical modules of 50 mm	Height in mm	Rear + top and bottom plates (1)	Plain door	Transparent door
6	330	**08172**	**08182**	**-**
9	480	**08173**	**08183**	**-**
12	630	**08174**	**08184**	**-**
15	780	**08175**	**08185**	**-**
18	930	**08176**	**08186**	**-**
21	1080	**08177**	**08187**	**08197**
24	1230	**08178**	**08188**	**08198**
27	1380	**08179**	**08282**	**08292**

(1) *Supplied with a combination kit for enclosure + duct association.*

Floor standing enclosures IP30

Reversible doors (opening to left or right), equipped with a handle and keylock (key 405).

- two basic floor standing enclosures cannot be combined;
- to create a switchboard comprising a number of enclosures, use a basic floor standing enclosure and one or more floor-standing enclosure extensions;
- floor standing enclosure extensions are supplied with a combination kit for the basic floor standing enclosure;
- cables can be run on the sides of the plinth (diameter ≤ 140 mm).

Floor standing enclosures, width 600 mm

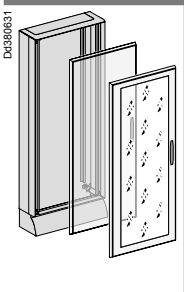

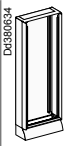

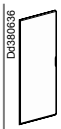



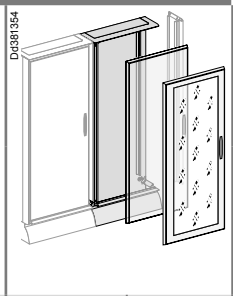

No. of vertical modules of 50 mm	Height in mm	Basic enclosure	Plain door	Transparent door
27	1530	**08202**	**08222**	**08232**
30	1680	**08203**	**08223**	**08233**
33	1830	**08204**	**08224**	**08234**

No. of vertical modules of 50 mm	Height in mm
27	1530
30	1680
33	1830

Enclosure extensions, width 600 mm

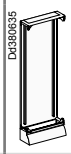





Rear	Plain door	Transparent door
08212	**08222**	**08232**
08213	**08223**	**08233**
08214	**08224**	**08234**

Ducts, width 300 mm



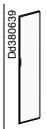

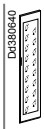

Rear + top and bottom plates	Plain door	Transparent door
08272	**08282**	**08292**
08273	**08283**	**08293**
08274	**08284**	**08294**

Partitionning
> see page 59

Spare parts (rear accessories, door accessories, sides, uprights, etc.)
> see page 101

Wall-mounted and floor standing enclosures

Accessories to increase the degree of protection IP

	Canopy to increase the IP value from IP30 to IP31					Gasket for the door to increase the IP value from IP31 to IP43
	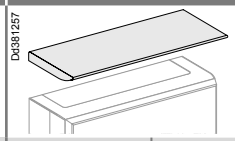					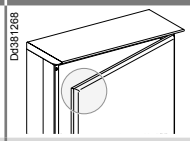
Used with	**1 wall-mounted enclosure**	**1 wall-mounted enclosure + 1 duct (1)**	**2 wall-mounted enclosures**	**2 wall-mounted enclosures + 1 duct (1)**	**1 wall-mounted enclosure + 2 ducts (2)**	**Enclosures or a duct from 6 to 33 modules**
						
Catalogue numbers	**08830**	**08832**	**08831**	**08833**	**08827**	**08841**
Designation	The addition of a canopy over a wall-mounted or floor standing enclosure equipped with a door ensures compliance with the degree of protection IP31.					When the switchboard is equipped with a canopy, a gasket for the doors ensures compliance with the degree of protection IP43. L = 5.3 m

(1) *Whatever the duct position.*
(2) *Ducts on the sides.*

Wall-mounted enclosures, width 300 mm

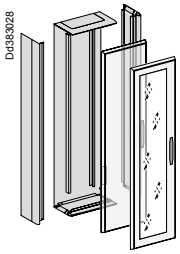

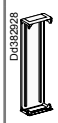





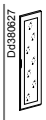

No. of vertical modules of 50 mm	Height in mm	Rear + top and bottom plates	Side panels	Plain door	Transparent door
6	330	**08172**	2 x **01040**	**08182**	**-**
9	480	**08173**	2 x **01041**	**08183**	**-**
12	630	**08174**	2 x **01042**	**08184**	**-**
15	780	**08175**	2 x **01043**	**08185**	**-**
18	930	**08176**	2 x **01044**	**08186**	**-**
21	1080	**08177**	2 x **01045**	**08187**	**08197**
24	1230	**08178**	2 x **01046**	**08188**	**08198**
27	1380	**08179**	2 x **01035**	**08282**	**08292**

Floor standing enclosures, width 300 mm

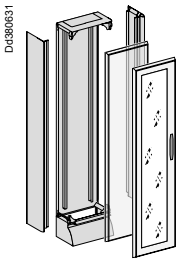







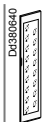

No. of vertical modules of 50 mm	Height in mm	Rear + top and bottom plates	Side panels	Plain door	Transparent door
27	1530	**08272**	2 x **01035**	**08282**	**08292**
30	1680	**08273**	2 x **01034**	**08283**	**08293**
33	1830	**08274**	2 x **01033**	**08284**	**08294**

Spare parts (rear accessories, door accessories, sides, uprights, plinths, etc.)
> see page 101

Combinations

Multiple combinations

To make the combination more rigid, particularly during transport, it is mandatory to use a set of cross-members secured to the rear of the switchboard.

Combination kits	Horizontal						Vertical
						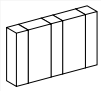	
For wall-mounted enclosure	**1 wall-mounted enclosure + 1 duct**	**1 wall-mounted enclosure + 2 ducts**	**2 wall-mounted enclosures**	**2 wall-mounted enclosures + 1 duct**	**2 wall-mounted enclosures + 2 ducts**	**2 wall-mounted enclosures + 3 ducts**	**2 wall-mounted enclosures**
Set of two lifting/reinforcement cross-members or vertical uprights	**08812**	**08811**	**08811**	**08813**	**08814**	**08826**	**08817 (1)**
+ combination kit **(2)** 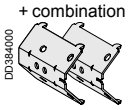 DD384000	**-**	**-**	**08816**	**08816**	**08816**	**08816**	**08816**
For floor standing enclosure	**1 floor standing enclosure + 1 duct**	**1 floor standing enclosure + 2 ducts**	**1 floor standing enclosure + 1 enclosure extension**	**1 floor standing enclosure + 1 duct + 1 enclosure extension**	**1 floor standing enclosure + 2 ducts + 1 enclosure extension**	**1 wall-mounted enclosure + 3 ducts + 1 enclosure extension**	**1 floor standing enclosure + 1 wall-mounted enclosure**
Set of two lifting/reinforcement cross-members or vertical uprights	**08812**	**08811**	**08811**	**08813**	**08814**	**08826**	**08817 (1)**
+ combination kit **(2)** 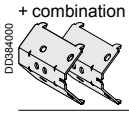 DD384000	**-**	**-**	**-**	**-**	**-**	**-**	**08816**
+ plain plate	**-**	**-**	**-**	**-**	**-**	**-**	**08882**

Combination kits	Multiple						
	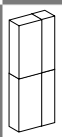	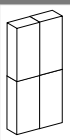	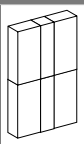	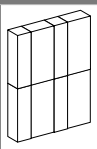	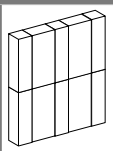		
For wall-mounted enclosures	**2 wall-mounted enclosures + 2 ducts**	**4 wall-mounted enclosures**	**4 wall-mounted enclosures + 2 ducts**	**4 wall-mounted enclosures + 4 ducts**	**4 wall-mounted enclosures + 6 ducts**	**2 additional ducts**	**2 additional wall-mounted enclosures**
Set of two lifting/reinforcement cross-members	**08812**	**08811**	**08813**	**08814**	**08826**	must be made	must be made
Set of two vertical uprights **(1)**	**08817**	**08817**	**08817**	**08817**	**08817**	-	-
+ combination kit **(2)** 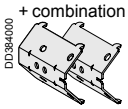 DD384000	**08816**	**08816**	**08816**	**08816**	**08816**	2 supplied with the ducts	2 supplied with the enclosure extensions
+ multiple combination kit 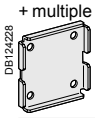 DB124228	**08818**	**08818**	2 x **08818**	3 x **08818**	4 x **08818**	**08818**	**08818**
For floor standing enclosure	**1 floor standing enclosure + 1 wall-mounted enclosure + 2 ducts**	**1 floor standing enclosure + 1 enclosure extension + 2 wall-mounted enclosures**	**1 floor standing enclosure + 1 enclosure extension + 2 ducts + 2 wall-mounted enclosures**	**1 floor standing enclosure + 1 enclosure extension + 4 ducts + 2 wall-mounted enclosures**	**1 floor standing enclosure + 1 enclosure extension + 6 ducts + 2 wall-mounted enclosures**	**2 more ducts**	**2 floor standing enclosures + 2 additional wall-mounted enclosures**
Set of two lifting/reinforcement cross-members	**08812**	**08811**	**08813**	**08814**	**08826**	**must be made**	**must be made**
Set of two vertical uprights	**08817**	**08817**	**08817**	**08817**	**08817**	-	-
+ combination kit **(2)** 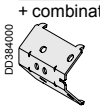 DD384000	**08815**	**08815**	**-**	**-**	**-**	-	-
+ multiple combination kit	**08818**	**08818**	2 x **08818**	3 x **08818**	4 x **08818**	**08818**	**08818**
+ plain plate	**08882**	2 x **08882**	2 x **08882**	2 x **08882**	2 x **08882**	**-**	**08882**

(1) Note: *for more than 33 combined modules, these vertical uprights are mandatory.*
(2) *A combination kit is supplied with each duct or enclosure extension. It can be necessary to use one kit more than those already supplied.*

Installation / lifting accessories

Lifting accessories

The lifting rings are used to move a single wall-mounted or floor standing enclosure. For combined enclosures, use the lifting/reinforcement cross-members (see below).

	2 lifting rings for single wall-mounted or floor standing enclosures	Lifting/reinforcement cross-members for combined enclosures					
	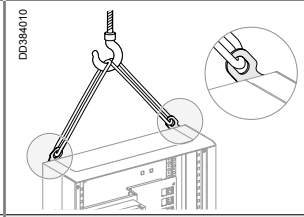	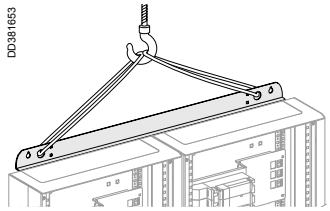					
Catalogue numbers	**08801**	**08812**	**08811**	**08811**	**08813**	**08814**	**08826**
Characteristics				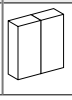		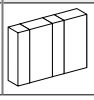	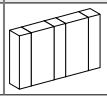
	Set of two lifting rings	Have 2 types of holes: for lifting and for mounting on a wall					

Installation possibilities

Switchboards can be mounted on a wall in three manners: with the hook-on rail system, via the inside of the enclosure or using external wall-mounted brackets. Combined enclosures can be mounted using the lifting/reinforcement crossmembers set of two lifting/reinforcement cross-members.

	Hook-on rail system	Mounting via the inside	Mounting using the external wall-mounted brackets
	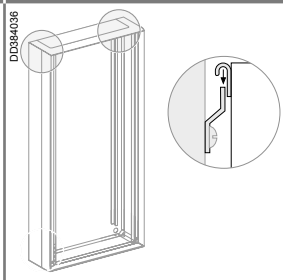	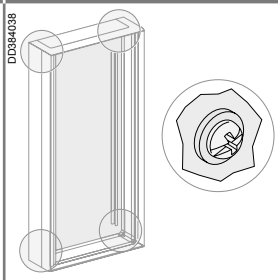	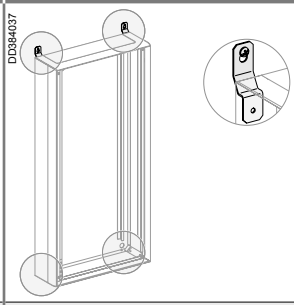
Catalogue numbers	Delivered with the enclosure	-	**08804**
Characteristics	The enclosure comes with 2 cross-members secured to the back of the enclosure (top and bottom) and a support rail (with levelling adjustment) for screw-mounting on the wall. The enclosure is easily mounted on the hook-on rail system.	The enclosure can be mounted through the spacers in the 4 holes provided on the enclosure using using 8 mm diameter screws (2 knockouts can be removed if necessary to provide 2 other holes).	4 external wall-mounted brackets.

Plinth raiser

For floor standing enclosure		
	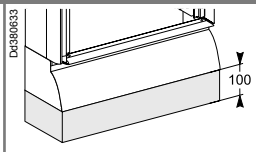	
Catalogue numbers	**08805**	**08807**
Characteristics	For basic floor standing enclosure or extension	For a duct

Flush-mounting kit

For wall-mounted enclosure		
	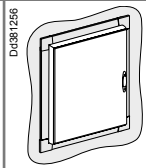	
Catalogue numbers	**08819**	**08820**
Characteristics	6 to 18 modules	21 to 27 modules

Gland plates

G gland plates

Enclosures (wall-mounted, floor standing, ducts) are supplied with a plastic gland plate installed on the top or bottom for wall-mounted enclosures and the top for floor standing enclosures.
For some connections needs, the existing plastic gland plate can be replaced by this metal gland plate.

Plain metal gland plates

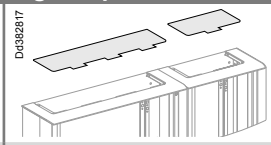

Used with	At the top or bottom of a wall-mounted enclos. or duct, at the top of a floor standing enclos.	
	Wall-mounted or floor standing enclos.	Duct
Cat. no.	**08870**	**08874**

Metal plates with cut-outs + plastic gland plates

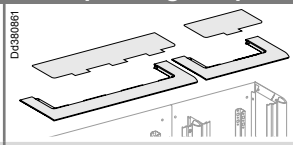

Used with	Using at the top or bottom of a wall-mounted enclosure (+ duct) at he top of a floor standing enclosure (+ duct)	
	Wall-mounted or floor standing enclosure.	Duct
Catalogue numbers	**08880**	**08884**

FL21 cut-out metal plates

Metal plate with cut-outs

This plastic gland plate can be replaced by an interface plate with cut-outs for special cable entry systems made of an insulating material (plain, with knockouts or membrane-type).

Metal plate with cut-outs

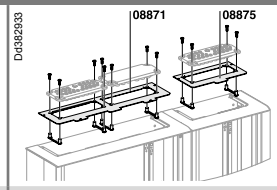

Used with	Wall-mounted or floor standing enclosure	Duct
Catalogue numbers	**08871**	**08875**

Metal gland plates for plinth

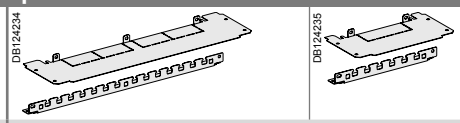

Used with	Between the plinth and the bottom of a floor standing enclosure or duct, for ensuring IP20	
	Floor standing enclosure	Duct
Catalogue numbers	**08887**	**08888**

Trunking spreader

Trunking spreader

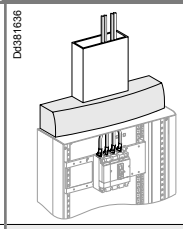

Cat. no.	**08824**
Characteristics	For a professional-looking connection between the trunking and the enclosure. Can be installed at the top or bottom. The spreader is marked for cut-outs for standard trunking sizes. The maximum capacity is two 250 x 80 mm trunking sections.

FL21 gland plates, plain with knockouts or membrane-type

The gland plates are easy to install using the mounting kit (supplied with each gland plate) that positions and holds the nuts during installation.
This makes it possible to mount the gland plates using a single tool.

Gland plates	Plain	With knockouts				Membrane-type		
	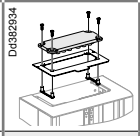	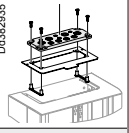	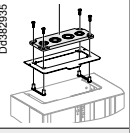	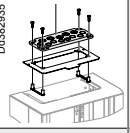		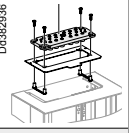	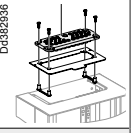	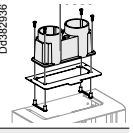
Catalogue numbers	**08881**	**08891**	**08892**	**08895**		**08872**	**08896**	**08897**
M12	-	4	-	-	From 5 to 7 mm dia.	4	2	-
M12 or M20	-	4	-	-	From 6 to 10 mm dia.	-	6	-
M16 or M25	-	4	-	5	From 7 to 12 mm dia.	-	8	-
M20	-	-	-	8	From 8 to 12 mm dia.	4	-	-
M20 or M32	-	-	2	-	From 10 to 14 mm dia.	12	16	-
M25 or M40	-	-	2	-	From 12 to 18 mm dia.	-	2	-
					From 14 to 20 mm dia.	4	-	-
					From 17 to 32 mm dia.	-	1	-
					From 20 to 26 mm dia.	1	-	-
					From 28 to 60 mm dia.	-	-	2
Number of entries	**-**	**12**	**4**	**13**		**25**	**35**	**2**

Accessories

Partial doors

Type	Plain door	Partial door with cut-outs (for 72 x 72 or 96 x 96 mm devices)
	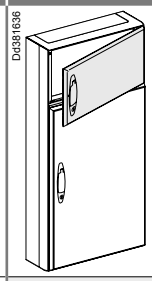	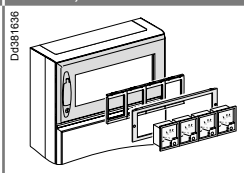
Catalogue numbers	**08850**	**08851**
Characteristics	Height: 6 modules. Useful height behind a partial door: 5 modules. Installation on a wall-mounted enclosure at least 12 modules high (H ≥ 630 mm). Reversible (opening to left or right), equipped with a handle and keylock (key 405). ***Note:*** *each wall-mounted enclosure and basic floor standing enclosure or extension can be equipped with only one partial door. The front must be completed with another door.*	

Partitionning > see page 59
Canopy - Gasket > see page 95

Door accessories

Door handles and padlocking

	EURO handle	ASSA/ABLOY handle	Standard handle	Padlocking
	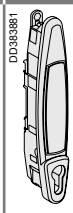	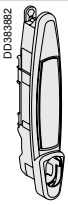	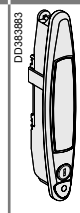	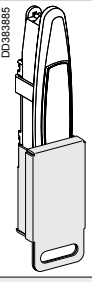
Catalogue numbers	**08932**	**08933**	**08931**	**08938**
Characteristics	Supplied without barrel	Supplied without barrel	Supplied with barrel lock (key no. 405) RAL 7016	The kit can be installed on the door handles equipped with any of the barrel locks and inserts above

Barrel locks, inserts

The barrel locks and inserts below can be mounted on handle 08931 and on all the door handles of the Prisma Plus G IP30.

Barrel locks

		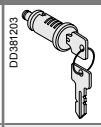				
Catalogue numbers	**08940**	**08941**	**08942**	**08943**	**08944**	**08956**
Characteristics	1 key no. 405	2 keys no. 455	2 keys no. 1242E	2 keys no. 3113A	2 keys no. 2433A	2 keys no.2432E

Inserts

											
Catalogue numbers	**08945**	**08946**	**08947**	**08948**	**08949**	**08950**	**08951**	**08952**	**08953**	**08955**	
Characteristics	DIN double bar insert	Screwdriver slot insert	Male triangle insert				Male square insert			Female square insert	
			6.5 mm	7 mm	8 mm	9 mm	6 mm	7 mm	8 mm	6 mm	

Earthing braid

The earthing braid is used to earth a door or partial door with devices.

	Earthing braid, 6 mm²	Earthing wire, 6 mm²
	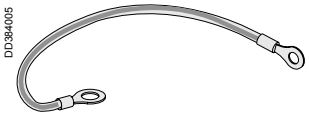	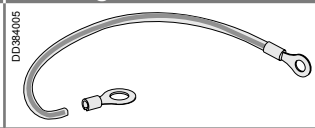
Catalogue numbers	**08910**	**08911**
Characteristics	Equipped with a 4 mm diameter lug at one end and a 6 mm diameter lug on the other	Equipped with a 5 mm diameter lug at one end and a 6 mm diameter lug on the other
	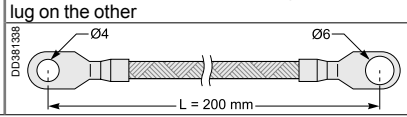	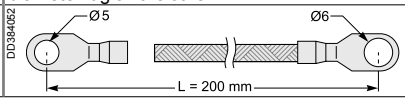

Finishing parts > see page 63

Spare-parts

Accessories (IP30)

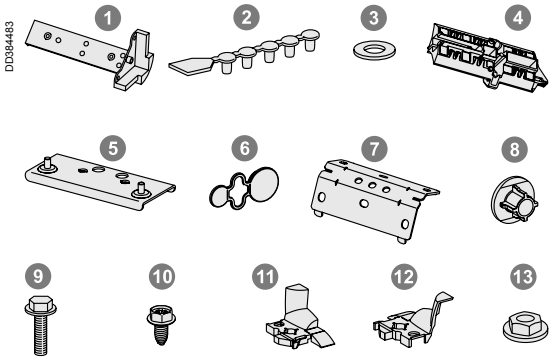

Duct accessories	01036
1	4 kit pillars + pillar heads
2	1 earthing braid plug
3	4 washers
4	2 combination uprights
5	2 short combination crossbars
6	2 base blanking plugs
7	2 association fasteners
8	4 spacers
9	2 screws with flange
10	1 self threading screw
11	2 A-angle parts
12	2 B-angle parts
13	7 nuts HX grooved

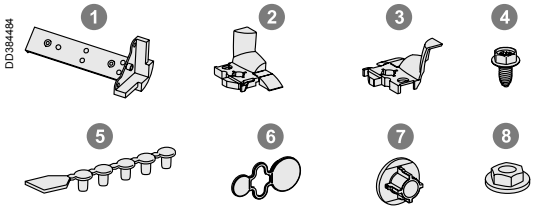

Wall-mounted and floor standing enclosure accessories	01018
1	4 kit pillars + pillar head
2	2 A-angle parts
3	2 B-angle parts
4	8 self threading screws
5	1 earthing braid plug
6	4 base blanking plugs
7	4 spacers
8	4 nuts HX grooved



4 spacers	01098

Door accessories (IP30)

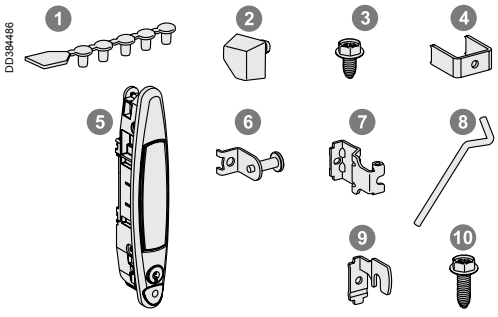

Accessory for closing, wall-mounted and floor standing enclosure	01032
1	1 earthing braid plug
2	2 door stops
3	3 self threading screws M5 x 10
4	1 handle staple
5	1 handle
6	1 square rod
7	3 fixed hinges
8	3 hinge pins
9	3 stop bolt
10	4 self threading screws M5 x 17

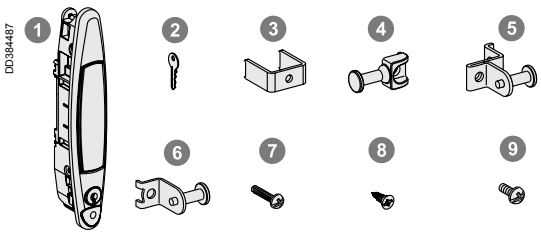

Retrofit handle	01220
1	1 handle
2	1 key no.405
3	1 handle staple
4	1 Pack kit pin
5	1 assembled rod angle
6	1 peg and angle assembly for G cubicle
7	1 pozidriv screw for handle staple
8	1 self threading screw for Pack enclosure
9	1 pozidriv screw for wall-mounted and floor standinbg enclosures

Spare-parts

Gland plates (IP30)

DD384488

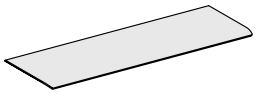

Plain bottom gland plate	**01017**

DD384490

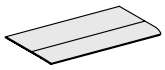

Duct bottom plate	**01039**

Side (IP30)

DD384491



Wall-mounted enclosures	
Side for 6-module wall-mounted enclosures	**01040**
Side for 9-module wall-mounted enclosures	**01041**
Side for 12-module wall-mounted enclosures	**01042**
Side for 15-module wall-mounted enclosures	**01043**
Side for 18-module wall-mounted enclosures	**01044**
Side for 21-module wall-mounted enclosures	**01045**
Side for 24-module wall-mounted enclosures	**01046**
Floor standing enclosures	
Side for 27-module floor standing enclosures	**01035**
Side for 30-module floor standing enclosures	**01034**
Side for 33-module floor standing enclosures	**01033**

Central uprights (IP30)

DD384492

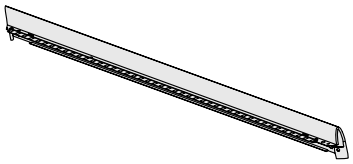

Floor standing enclosures	
Side for 27-module floor standing enclosures	**01030**
Side for 30-module floor standing enclosures	**01029**
Side for 33-module floor standing enclosures	**01028**

Plinths (IP30)

DD384493

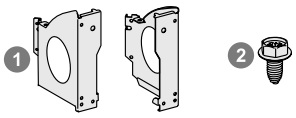

Floor standing enclosures	**01050**
1 Left drilled base bracket + Right drilled base bracket	
2 4 self threading screws	

DD384494

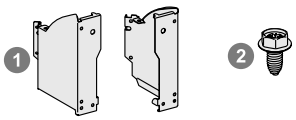

Accessories for plinth	**01051**
1 Left base bracket + Right base bracket	
2 4 self threading screws	

DD384495

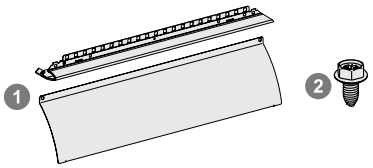

Plinth front, 600 mm	**01052**
1 Base cover + plinth	
2 2 self threading screws	

DD384496

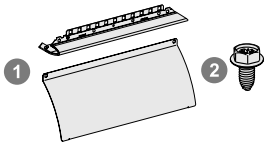

Plinth front, 300 mm	**01053**
1 Base cover + plinth	
2 2 self threading screws	

Spare-parts

Front cover support uprights (IP30)

DD384500

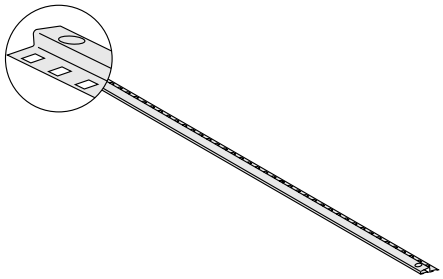

2 front cover support uprights - 6 modules	**01250**
2 front cover support uprights - 9 modules	**01251**
2 front cover support uprights - 12 modules	**01252**
2 front cover support uprights - 15 modules	**01253**
2 front cover support uprights - 18 modules	**01254**
2 front cover support uprights - 21 modules	**01255**
2 front cover support uprights - 24 modules	**01256**
2 front cover support uprights - 27 modules	**01257**
2 front cover support uprights - 30 modules	**01258**
2 front cover support uprights - 33 modules	**01259**

Front-plate accessories

DD384501



20 front-plate locking handles with sticker	**01093**

DD384502



10 sets of front-plate locking handles	**01094**

Powerclip busbar accessories (IP30)

DD384503

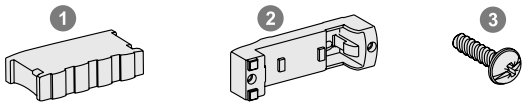

Accessories Powerclip 160/400 A	**01210**
1 2 extremity obturators 2 2 brackets 3 2 screws	

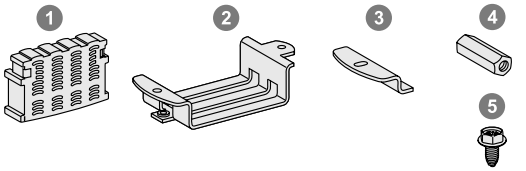

Accessories Powerclip 630 A	**01211**
1 2 extremity obturators 2 2 metallic supports 3 2 brackets for support 4 2 hexagonal spacers 5 8 self threading screws	

DD384504



2 IPxxB clipon cover Powerclip	**01201**

Dimensions

Wall-mounted enclosures

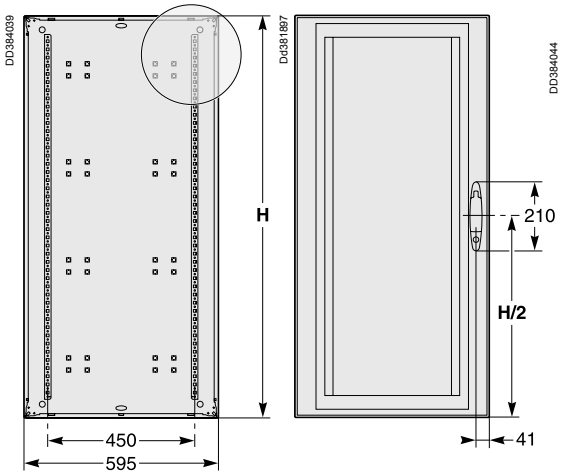

Floor standing enclosures

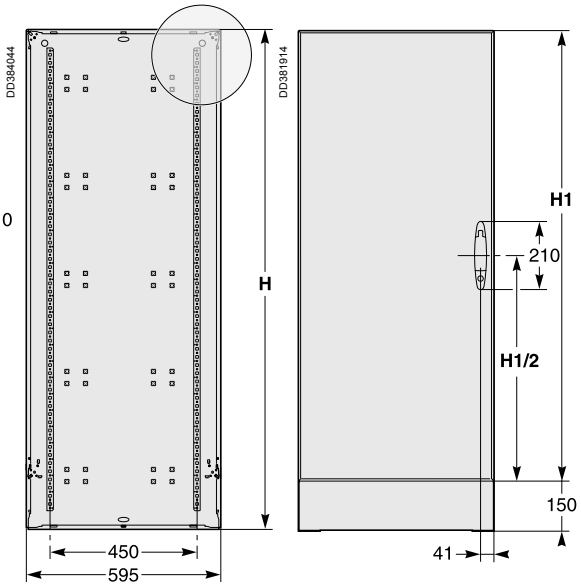

	No. of vertical modules	H	H1
Wall-mounted enclosures	6	330	-
	9	480	-
	12	630	-
	15	780	-
	18	930	-
	21	1080	-
	24	1230	-
	27	1380	-
Floor standing enclosures	27	1530	1380
	30	1680	1530
	33	1830	1680

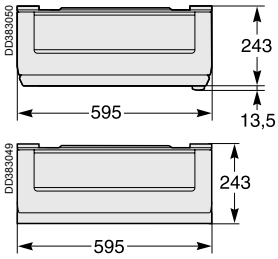

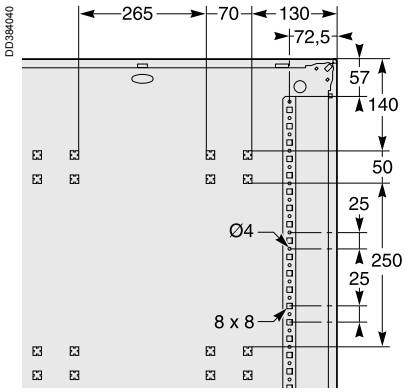

Ducts

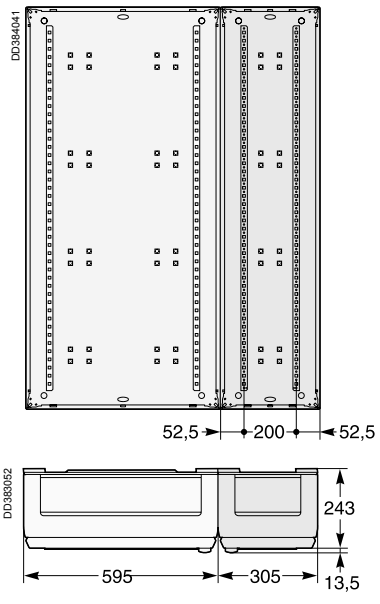

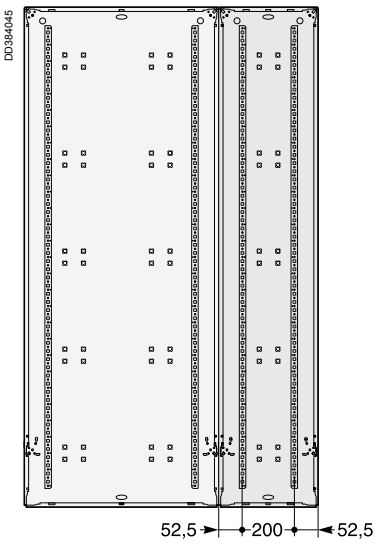

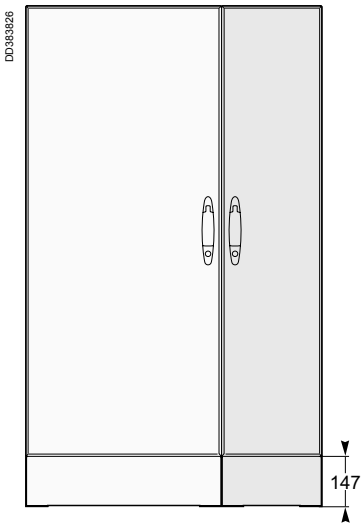

Dimensions

Cable entry

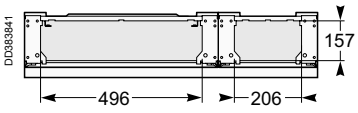

Trunking spreader



Wall-mounted installation

Wall-mounted and floor standing enclosures

Ducts

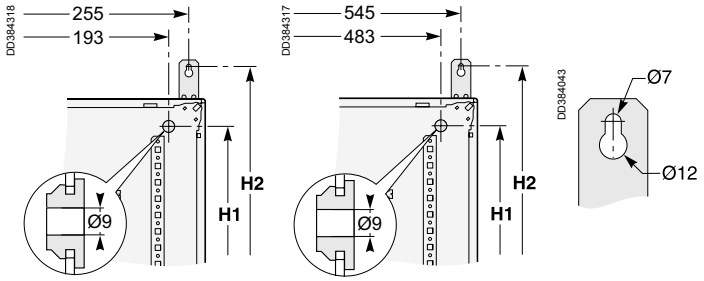

	No. of vertical modules	H1	H2
Wall-mounted enclosures	6	246	430
	9	396	580
	12	546	730
	15	696	880
	18	846	1030
	21	996	1180
	24	1146	1330
	27	1296	1480
Floor standing enclosures	27	1488	1580
	30	1638	1730
	33	1788	1880

Floor standing plinth fixation

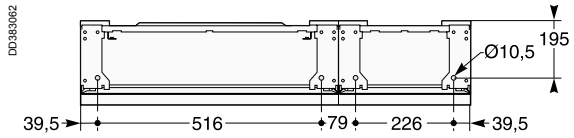

Depth behind front plate

Functional uprights

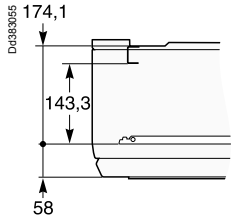

Modular rail

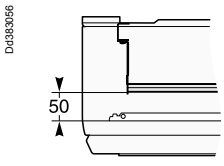

Fixed rail
Cat. no. 03001 or 03010

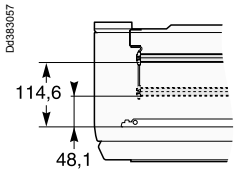

Adjustable rail
Cat. no. 03002 or 03011

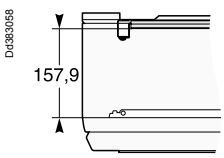

Recessed rail
Cat. no. 03003

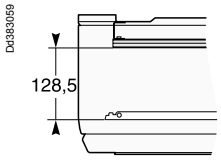

Rear rail
Cat. no. 03004

Slotted mounting plate

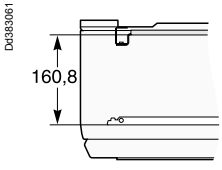

Recessed mounting plate
Cat. no. 03171, 03172, 03173, 03176, 03177 or 03178

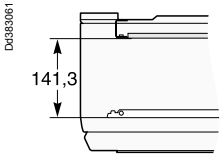

Flat plate
Cat. no. 03170 or 03175