T0, T3, T5, T5B

Description

Cam switches can be used for many switching and control applications. For example as ON-OFF switches, main switches, main/control switches, instrument switches.

The switches consist of a hand actuator, the switch unit and the mounting accessories.

The contact chamber (contact unit = BE) contains 1 or 2 contacts.

Our "T Cam Switches" catalog has over 800 popular standard contact sequences (please request under K115D/F/GB, article no. 077643).

The following pages feature a selection of our standard contact sequences.

T cam switches and P switch-disconnectors are manufactured without PCB, CFC, asbestos and silicon.The contacts are cadmium free.

The CI-K... insulated enclosures are silicon and halogen free.

Cam switches T0 and T3

Key to part numbers

T..... ... - .....- ..../ ....

↑	↑	↑	↑
Switch size T0 or T3	**Number of contact chambers** = contact units	**Contact sequence number**	**Mounting form** → Page 4/2

Using the modular system to convert the mounting form

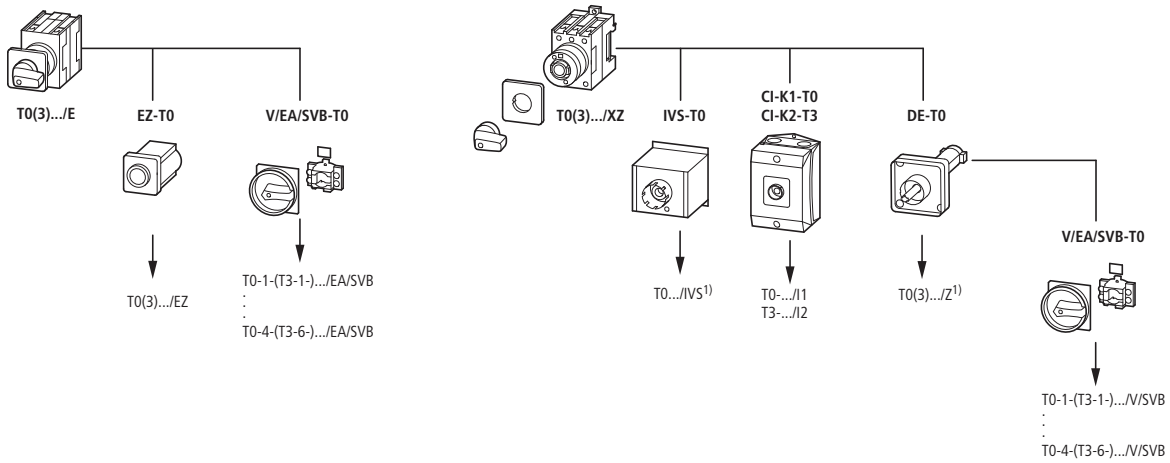

Cam switch TB5

Key to part numbers

T..... ... - .....- ..../ ....

↑	↑	↑	↑
Switch size T5(B)	**Number of contact chambers** = contact units	**Contact sequence number**	**Mounting form** → Page 4/2

Using the modular system to convert the mounting form T5(B)

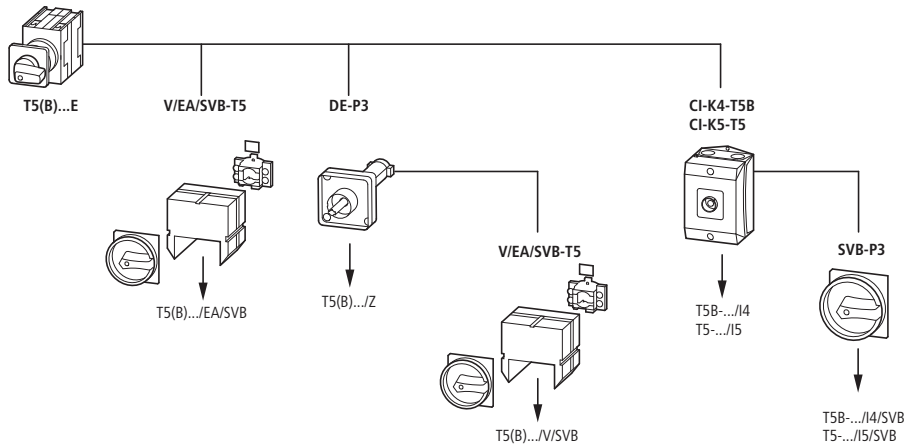

Note 1) Including shaft

P1, P3, TM

Switch-disconnectors P1 and P3

Key to part numbers

P. . . . . - . . . . . / . . . . . - . . . . . / . . . . . .

↑	↑	↑	↑	↑
Switch size P1 or P3	**Rated uninterrupted current**	**Mounting form** → Page 4/2	**Part no. suffix** (if required)	**Accessories** from → Page 7/47

Add-on functions due to modular system

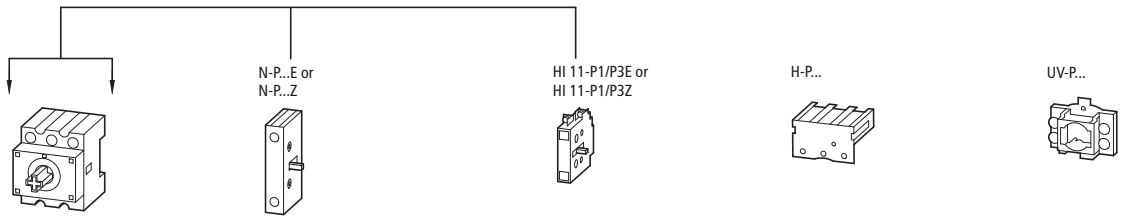

3-pole basic unit
.../E or .../Z

Switched neutral
Can be fitted left
or right
(for P1.../I: left only)

Auxiliary contact
Can be fitted left
or right
(for P1.../I: left only)

Terminal shroud
can be fitted at
top or bottom

N + PE terminals,
also as cover interlock
on .../Z-switches.

TM mini cam switches

The TM mini cam switch is a particularly small switch with a small space requirement. It is ideally suited for small voltages and currents such as electronic controls. For greater safety the contacts are gold plated.

TM switches have consecutive terminal markings starting with 1.

Selection pages: Starting on → Page7/54

Key to part numbers

TM-. . . . . - . . . . . / . . . . . + ...

↑	↑	↑	↑
Number of contact chambers = contact units	**Contact sequence number**	**Mounting form** → Page 4/2	**Accessories** → Page 7/59

Circuit representation

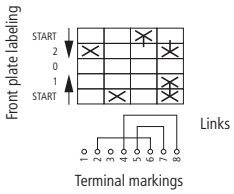

(see also ordering example in the electronic catalogue)

Switch from 0 to 1

Contact 1 – 2 open,
Contact 3 – 4 open,
Contact 5 – 6 open,
Contact 7 – 8 closed

Switch from 1 to START
with automatic return to 1

Contact 1 – 2 open,
Contact 3 – 4 closed,
Contact 5 – 6 open,
Contact 7 – 8 remains closed

Switch from 1 to 0

Contact 1 – 2 open,
Contact 3 – 4 open,
Contact 5 – 6 open,
Contact 7 – 8 open

Switch from 0 to 2

Contact 1 – 2 closed,
Contact 3 – 4 open,
Contact 5 – 6 open,
Contact 7 – 8 closed

Switch from 2 to START
with automatic return to 2
Contact 1 – 2 open,
Contact 3 – 4 open,
Contact 5 – 6 closes with early make,
Contact 7 – 8 opens with late break

Switch from 2 to 0

Contact 1 – 2 open,
Contact 3 – 4 open,
Contact 5 – 6 open,
Contact 7 – 8 open

Ordering

Contact sequence	Front plate no.	Main contacts	Auxiliary contacts		Max. motor rating AC-23 A, 400/415 V, 50/60 Hz	Rated uninterrupted current	Flush mounting **Front IP65**		Std. pack
		Pole			400 V		**Part no.** Article no.	**Price** See price list	
	FS 908	N/O	N/O	N/C	P kW	I_u A			
Main switch as emergency switching off/emergency stop device									
With red rotary handle and yellow locking collar To IEC/EN 60204-1, VDE 0113 Part 1 Lockable in the 0 (Off) position									
Without auxiliary contacts									
		1	0	0	6.5	20	**T0-1-8200/EA/SVB** 053110		1 Off
					13	32	**T3-1-8200/EA/SVB**[1] 066576		
					22	63	**T5B-1-8200/EA/SVB**[3] 094279		
		2	0	0	6.5	20	**T0-1-102/EA/SVB**[1] 091078		
					13	32	**T3-1-102/EA/SVB**[1] 014374		
					22	63	**T5B-1-102/EA/SVB**[3] 094469		
					30	100	**T5-1-102/EA/SVB** 098808		1 Off
		3	0	0	6.5	20	**T0-2-1/EA/SVB**[1] 038873		1 Off
					13	25	**P1-25/EA/SVB**[1] 041097		
					13	25			
					15	32	**P1-32/EA/SVB**[1] 081438		
					37	63	**P3-63/EA/SVB**[1] 031607		
					45	125	**P5-125/EA/SVB**[4] 280898		
					50	100	**P3-100/EA/SVB**[1] 074320		
					55	160	**P5-160/EA/SVB**[4] 280922		
					90	250	**P5-250/EA/SVB**[4] 280936		
					110	315	**P5-315/EA/SVB**[4] 280950		
		3 + N	0	0	6.5	20	**T0-2-8900/EA/SVB**[1] 207400		1 Off
		3 + N	0	0	13	25	**P1-25/EA/SVB/N**[1] 081587		
					13	25			
					15	32	**P1-32/EA/SVB/N**[1] 091079		
					15	32			
					37	63	**P3-63/EA/SVB/N**[1] 010398		
					45	125	**P5-125/EA/SVB/N**[4] 280910		
					50	100	**P3-100/EA/SVB/N**[1] 019890		
					55	160	**P5-160/EA/SVB/N**[4] 280924		

Surface mounting **IP65** totally insulated			Rear mounting **Front IP65**			
Part no. Article no.	**Price** See price list	Std. pack	**Part no.** Article no.	**Price** See price list	Std. pack	**Information relevant for export to North America**
T0-1-8200/I1/SVB 207145		1 Off	**T0-1-8200/V/SVB** 057856		1 Off	1)
T3-1-8200/I2/SVB[2] 207200		1 Off	**T3-1-8200/V/SVB**[1] 007255			Product Standards: UL 508; CSA-C22.2 No. 14-05; IEC/EN 60947-3; CE marking UL File No.: E36332 UL CCN: NLRV CSA File No.: 12528 CSA Class No.: 3211-05 NA Certification: UL Listed, CSA certified Suitable for: Branch circuits, suitable as motor disconnect Degree of Protection: IEC: IP65; UL/CSA Type 3R, 12
T5B-1-8200/I4/SVB[3] 207240		1 Off	**T5B-1-8200/V/SVB**[3] 094273			
T0-1-102/I1/SVB 207143		1 Off	**T0-1-102/V/SVB**[1] 095824			
T3-1-102/I2/SVB[2] 207198		1 Off	**T3-1-102/V/SVB**[1] 019120			
T5B-1-102/I4/SVB[3] 207238		1 Off	**T5B-1-102/V/SVB**[3] 094463			
T5-1-102/I5/SVB 207273		1 Off				
T0-2-1/I1/SVB 207147		1 Off	**T0-2-1/V/SVB**[1] 043619		1 Off	2)
P1-25/I2/SVB[2] 207293		1 Off	**P1-25/V/SVB**[2] 055335			Product Standards: UL 508; CSA-C22.2 No. 14-05; CSA-C22.2 No. 94; IEC/EN 60947-3; CE marking UL File No.: E36332 UL CCN: NLRV CSA File No.: 12528 CSA Class No.: 3211-05 NA Certification: UL Listed, CSA certified Suitable for: Branch circuits, suitable as motor disconnect Degree of Protection: IEC: IP65; UL/CSA Type 3R, 12
P1-25/I2H/SVB 226900		1 Off				
P1-32/I2/SVB[2] 207314		1 Off	**P1-32/V/SVB**[1] 095676			
P3-63/I4/SVB[1] 207343		1 Off	**P3-63/V/SVB**[1] 048218			
			P5-125/V/SVB[4] 280914			
P3-100/I5/SVB[1] 207373		1 Off	**P3-100/V/SVB**[1] 088558			
			P5-160/V/SVB[4] 280928			3)
			P5-250/V/SVB[4] 280942			Product Standards: UL 508; CSA-C22.2 No. 14-05; IEC/EN 60947-3; CE marking UL File No.: E36332 UL CCN: NLRV7 CSA File No.: 12528 CSA Class No.: 3211-05 NA Certification: UL Listed, CSA certified Suitable for: Branch circuits, suitable as motor disconnect Degree of Protection: IEC: IP65; UL/CSA Type 1, 3R, 12, 13
			P5-315/V/SVB[4] 280956			
T0-2-8900/I1/SVB 207151		1 Off	**T0-2-8900/V/SVB**[1] 207405		1 Off	
P1-25/I2/SVB/N[2] 207298		1 Off	**P1-25/V/SVB/N**[2] 086333			
P1-25/I2H/SVB/N 227860		1 Off				
P1-32/I2/SVB/N[2] 207319		1 Off	**P1-32/V/SVB/N**[1] 095825			
P1-32/I2H/SVB/N 227871		1 Off				4)
P3-63/I4/SVB/N[1] 207349		1 Off	**P3-63/V/SVB/N**[1] 015144			Product Standards: UL 508; CSA-C22.2 No. 14-05; IEC/EN 60947-3; CE marking UL File No.: E36332 UL CCN: NLRV, NLRV7 CSA File No.: 223805 CSA Class No.: 3211-05 NA Certification: UL Listed, CSA certified Suitable for: Branch circuits, suitable as motor disconnect Degree of Protection: IEC: IP65; UL/CSA Type 3R, 12
			P5-125/V/SVB/N[4] 280916			
P3-100/I5/SVB/N[1] 207379		1 Off	**P3-100/V/SVB/N**[1] 024636			
			P5-160/V/SVB/N[4] 280930			

Contact sequence	Front plate no.	Main contacts	Auxiliary contacts		Max. motor rating AC-23 A, 400/415 V, 50/60 Hz	Rated uninterrupted current	Flush mounting **Front IP65**		Std. pack	Surface mounting **IP65** totally insulated		Std. pack	Rear mounting **Front IP65**		Std. pack	**Information relevant for export to North America**
		Pole			400 V		**Part no.** Article no.	**Price** See price list		**Part no.** Article no.	**Price** See price list		**Part no.** Article no.	**Price** See price list		
	FS 908	N/O	N/O	N/C	P kW	I_u A										
Main switch as emergency switching off/emergency stop device																
With red rotary handle and yellow locking collar To IEC/EN 60204-1, VDE 0113 Part 1 Lockable in the 0 (Off) position																
Without auxiliary contacts																
		3 + N	0	0	90	250	**P5-250/EA/SVB/N**[4] 280938		1 Off				**P5-250/V/SVB/N**[4] 280944		1 Off	1)
		3 + N	0	0	110	315	**P5-315/EA/SVB/N**[4] 280952						**P5-315/V/SVB/N**[4] 280958			Product Standards: UL 508; CSA-C22.2 No. 14-05; IEC/EN 60947-3; CE marking UL File No.: E36332 UL CCN: NLRV CSA File No.: 12528 CSA Class No.: 3211-05 NA Certification: UL Listed, CSA certified Suitable for: Branch circuits, suitable as motor disconnect Degree of Protection: IEC: IP65; UL/CSA Type 3R, 12
		6	0	0	6.5	20	**T0-3-8342/EA/SVB**[1] 029382			**T0-3-8342/I1/SVB** 207159		1 Off	**T0-3-8342/V/SVB**[1] 034128			
					13	32	**T3-3-8342/EA/SVB**[1] 071326			**T3-3-8342/I2/SVB**[2] 207208		1 Off	**T3-3-8342/V/SVB**[1] 076072			
					22	63	**T5B-3-8342/EA/SVB**[3] 092308			**T5B-3-8342/I4/SVB**[3] 207242		1 Off	**T5B-3-8342/V/SVB**[3] 092300			
					30	100	**T5-3-8342/EA/SVB** 096383		1 Off	**T5-3-8342/I5/SVB** 207279		1 Off	**T5-3-8342/V/SVB** 096381		1 Off	
		8	0	0	6.5	20	**T0-4-8344/EA/SVB**[1] 008267		1 Off	**T0-4-8344/I1/SVB** 207163		1 Off	**T0-4-8344/V/SVB**[1] 014007		1 Off	
					13	32	**T3-4-8344/EA/SVB**[1] 008964			**T3-4-8344/I2/SVB**[2] 207212		1 Off	**T3-4-8344/V/SVB**[1] 020598			2)
					22	63	**T5B-4-8344/EA/SVB**[3] 092062			**T5B-4-8344/I4/SVB**[3] 207248		1 Off	**T5B-4-8344/V/SVB**[3] 092056			Product Standards: UL 508; CSA-C22.2 No. 14-05; CSA-C22.2 No. 94; IEC/EN 60947-3; CE marking UL File No.: E36332 UL CCN: NLRV CSA File No.: 12528 CSA Class No.: 3211-05 NA Certification: UL Listed, CSA certified Suitable for: Branch circuits, suitable as motor disconnect Degree of Protection: IEC: IP65; UL/CSA Type 3R, 12
					30	95				**T5-4-8344/I5/SVB** 207283		1 Off				
					30	100	**T5-4-8344/EA/SVB** 095961		1 Off				**T5-4-8344/V/SVB** 095959		1 Off	
With auxiliary contacts																
		3	1	0	6.5	20	**T0-2-15679/EA/SVB**[1] 081588		1 Off	**T0-2-15679/I1/SVB** 207149		1 Off	**T0-2-15679/V/SVB**[1] 086334		1 Off	
		3	1	1	13	25	**P1-25/EA/SVB/HI11**[1] 091080			**P1-25/I2/SVB/HI11**[2] 207297		1 Off	**P1-25/V/SVB/HI11**[1] 095826			3)
					13	25				**P1-25/I2H/SVB/HI11** 226902		1 Off				Product Standards: UL 508; CSA-C22.2 No. 14-05; IEC/EN 60947-3; CE marking UL File No.: E36332 UL CCN: NLRV7 CSA File No.: 12528 CSA Class No.: 3211-05 NA Certification: UL Listed, CSA certified Suitable for: Branch circuits, suitable as motor disconnect Degree of Protection: IEC: IP65; UL/CSA Type 1, 3R, 12, 13
					15	32	**P1-32/EA/SVB/HI11**[1] 072567			**P1-32/I2/SVB/HI11**[1] 207318		1 Off	**P1-32/V/SVB/HI11**[1] 015145			
					15	32				**P1-32/I2H/SVB/HI11** 227870		1 Off				
					37	63	**P3-63/EA/SVB/HI11**[1] 019891			**P3-63/I4/SVB/HI11**[1] 207348		1 Off	**P3-63/V/SVB/HI11**[1] 024637			
					50	100	**P3-100/EA/SVB/HI11**[1] 029383			**P3-100/I5/SVB/HI11**[1] 207378		1 Off	**P3-100/V/SVB/HI11**[1] 034129			
		3	1	0	45	125	**P5-125/EA/SVB/HI10**[4] 280899		1 Off				**P5-125/V/SVB/HI10**[4] 280915		1 Off	
					55	160	**P5-160/EA/SVB/HI10**[4] 280923						**P5-160/V/SVB/HI10**[4] 280929			4)
					90	250	**P5-250/EA/SVB/HI10**[4] 280937						**P5-250/V/SVB/HI10**[4] 280943			Product Standards: UL 508; CSA-C22.2 No. 14-05; IEC/EN 60947-3; CE marking UL File No.: E36332 UL CCN: NLRV, NLRV7 CSA File No.: 223805 CSA Class No.: 3211-05 NA Certification: UL Listed, CSA certified Suitable for: Branch circuits, suitable as motor disconnect Degree of Protection: IEC: IP65; UL/CSA Type 3R, 12
					110	315	**P5-315/EA/SVB/HI10**[4] 280951						**P5-315/V/SVB/HI10**[4] 280957			

Contact sequence	Front plate no.	Main contacts	Auxiliary contacts		Max. motor rating AC-23 A, 400/415 V, 50/60 Hz	Rated uninterrupted current	Flush mounting **Front IP65**		Surface mounting **IP65** totally insulated			Rear mounting **Front IP65**			
		Pole			400 V		**Part no.** Article no.	**Price** See price list	**Part no.** Article no.	**Price** See price list	Std. pack	**Part no.** Article no.	**Price** See price list	Std. pack	**Information relevant for export to North America**
	FS 908	N/O	N/O	N/C	P kW	I_u A									
Main switch as emergency switching off/emergency stop device															
With red rotary handle and yellow locking collar To IEC/EN 60204-1, VDE 0113 Part 1 Lockable in the 0 (Off) position															
With auxiliary contacts															
		3	2	1	6.5	20	**T0-3-15683/EA/SVB**[1] 015571		**T0-3-15683/I1/SVB** 207157		1 Off	**T0-3-15683/V/SVB**[1] 015634		1 Off	1)
		3	2	1	13	32	**T3-3-15683/EA/SVB**[1] 040478		**T3-3-15683/I2/SVB**[2] 207206		1 Off	**T3-3-15683/V/SVB**[1] 045224			Product Standards: UL 508; CSA-C22.2 No. 14-05; IEC/EN 60947-3; CE marking
		3 + N	1	1	6.5	20	**T0-3-15680/EA/SVB**[1] 038875		**T0-3-15680/I1/SVB** 207153		1 Off	**T0-3-15680/V/SVB**[1] 043621			UL File No.: E36332
					13	32	**P1-25/EA/SVB/N/HI11**[1] 048367					**P1-25/V/SVB/N/HI11**[1] 053113			UL CCN: NLRV
					13	32	**T3-3-15680/EA/SVB**[1] 012002		**T3-3-15680/I2/SVB**[2] 207202		1 Off	**T3-3-15680/V/SVB**[1] 016748			CSA File No.: 12528
		3 + N	1	1	15	32	**P1-32/EA/SVB/N/HI11**[1] 057859					**P1-32/V/SVB/N/HI11**[1] 062605			CSA Class No.: 3211-05
		3 + N	1	1	6.5	20	**T0-3-8901/EA/SVB**[1] 231932		**T0-3-8901/I1/SVB** 231934		1 Off				NA Certification: UL Listed, CSA certified
					13	32	**T3-3-8901/EA/SVB**[1] 231945		**T3-3-8901/I2/SVB**[2] 218987		1 Off				Suitable for: Branch circuits, suitable as motor disconnect
					22	63	**T5B-3-8901/EA/SVB**[3] 207420		**T5B-3-8901/I4/SVB**[3] 207244		1 Off	**T5B-3-8901/V/SVB**[3] 207422		1 Off	Degree of Protection: IEC: IP65; UL/CSA Type 3R, 12
					30	100	**T5-3-8901/EA/SVB** 207408		**T5-3-8901/I5/SVB** 207277		1 Off				
		3 + N	1	1	37	63	**P3-63/EA/SVB/N/HI11**[1] 067351		**P3-63/I4/SVB/N/HI11**[1] 207350		1 Off	**P3-63/V/SVB/N/HI11**[1] 072097		1 Off	2)
		3 + N	1	1	50	100	**P3-100/EA/SVB/N/HI11**[1] 076843		**P3-100/I5/SVB/N/HI11**[1] 207380		1 Off	**P3-100/V/SVB/N/HI11**[1] 081589			Product Standards: UL 508; CSA-C22.2 No. 14-05; CSA-C22.2 No. 94; IEC/EN 60947-3; CE marking
		6	1	1	6.5	20	**T0-4-15682/EA/SVB**[1] 019892		**T0-4-15682/I1/SVB** 207161		1 Off	**T0-4-15682/V/SVB**[1] 024638			UL File No.: E36332
					13	32	**T3-4-15682/EA/SVB**[1] 054716		**T3-4-15682/I2/SVB**[2] 207210		1 Off	**T3-4-15682/V/SVB**[1] 059462			UL CCN: NLRV
					22	63	**T5B-4-15682/EA/SVB**[3] 207425		**T5B-4-15682/I4/SVB**[3] 207246		1 Off	**T5B-4-15682/V/SVB**[3] 207427			CSA File No.: 12528
					30	100	**T5-4-15682/EA/SVB** 207413		**T5-4-15682/I5/SVB** 207281		1 Off	**T5-4-15682/V/SVB** 207415		1 Off	CSA Class No.: 3211-05
		6	1	1	55	160			**T6-160-6/I45/SVB/HI11**[5] 201448			**T6-160-6/V/SVB/HI11** 200619			NA Certification: UL Listed, CSA certified
		6	1	1	132	275			**T8-3-8342/I48/SVB/HI11**[5] 201450			**T8-3-8342/V/SVB/HI11** 200620			Suitable for: Branch circuits, suitable as motor disconnect
															Degree of Protection: IEC: IP65; UL/CSA Type 1, 3R, 12, 13

3)

Product Standards: UL 508; CSA-C22.2 No. 14-05; IEC/EN 60947-3; CE marking
UL File No.: E36332
UL CCN: NLRV7
CSA File No.: 12528
CSA Class No.: 3211-05
NA Certification: UL Listed, CSA certified
Suitable for: Branch circuits, suitable as motor disconnect
Degree of Protection: IEC: IP65; UL/CSA Type 1, 3R, 12, 13

Notes
[5] Enclosure without flanges with K95/1N/BR
[6] With KS4-CI and K150/1/BR: Ingress protection IP64

Contact sequence	Front plate no.	Main contacts	Auxiliary contacts		Max. motor rating AC-23 A, 400/415 V, 50/60 Hz	Rated uninterrupted current	Flush mounting **Front IP65**		Std. pack	Surface mounting **IP65** totally insulated		Std. pack	Rear mounting **Front IP65**		Std. pack	**Information relevant for export to North America**
		Pole			400 V		**Part no.** Article no.	**Price** See price list		**Part no.** Article no.	**Price** See price list		**Part no.** Article no.	**Price** See price list		
	FS 908	N/O	N/O	N/C	P kW	I_u A										
Main switch without emergency switching off/emergency stop function																
With black rotary handle and locking collar Lockable in the 0 (Off) position																
Without auxiliary contacts																
	1	0	0		6.5	20	**T0-1-8200/EA/SVB-SW**[1] 055483		1 Off	**T0-1-8200/I1/SVB-SW** 207146		1 Off	**T0-1-8200/V/SVB-SW**[1] 060229		1 Off	1)
					13	32	**T3-1-8200/EA/SVB-SW**[1] 068949			**T3-1-8200/I2/SVB-SW**[2] 207201		1 Off	**T3-1-8200/V/SVB-SW**[1] 004882			Product Standards: UL 508; CSA-C22.2 No. 14-05; IEC/EN 60947-3; CE marking UL File No.: E36332 UL CCN: NLRV CSA File No.: 12528 CSA Class No.: 3211-05 NA Certification: UL Listed, CSA certified Suitable for: Branch circuits, suitable as motor disconnect Degree of Protection: IEC: IP65; UL/CSA Type 3R, 12
					22	63	**T5B-1-8200/EA/SVB-SW**[3] 094278			**T5B-1-8200/I4/SVB-SW**[3] 207241		1 Off				
	2	0	0		6.5	20	**T0-1-102/EA/SVB-SW**[1] 093451			**T0-1-102/I1/SVB-SW** 207144		1 Off	**T0-1-102/V/SVB-SW**[1] 022330			
					13	32	**T3-1-102/EA/SVB-SW**[1] 016747			**T3-1-102/I2/SVB-SW**[2] 207199		1 Off	**T3-1-102/V/SVB-SW**[1] 021493			
					22	63	**T5B-1-102/EA/SVB-SW**[3] 094468			**T5B-1-102/I4/SVB-SW**[3] 207239		1 Off	**T5B-1-102/V/SVB-SW**[3] 094462			
					30	100	**T5-1-102/EA/SVB-SW** 098807		1 Off							2)
	3	0	0		6.5	20	**T0-2-1/EA/SVB-SW**[1] 041246		1 Off	**T0-2-1/I1/SVB-SW** 207148		1 Off	**T0-2-1/V/SVB-SW**[1] 045992		1 Off	Product Standards: UL 508; CSA-C22.2 No. 14-05; CSA-C22.2 No. 94; IEC/EN 60947-3; CE marking UL File No.: E36332 UL CCN: NLRV CSA File No.: 12528 CSA Class No.: 3211-05 NA Certification: UL Listed, CSA certified Suitable for: Branch circuits, suitable as motor disconnect Degree of Protection: IEC: IP65; UL/CSA Type 3R, 12
					13	25	**P1-25/EA/SVB-SW**[1] 048365			**P1-25/I2/SVB-SW**[2] 207294		1 Off	**P1-25/V/SVB-SW**[2] 050738			
					13	25				**P1-25/I2H/SVB-SW** 227861		1 Off				
					15	32	**P1-32/EA/SVB-SW**[1] 053111			**P1-32/I2/SVB-SW**[2] 207315		1 Off	**P1-32/V/SVB-SW**[1] 055484			
					15	32				**P1-32/I2H/SVB-SW** 227872		1 Off				
					37	63	**P3-63/EA/SVB-SW**[1] 057857			**P3-63/I4/SVB-SW**[1] 207344		1 Off	**P3-63/V/SVB-SW**[1] 060230			
					50	100	**P3-100/EA/SVB-SW**[1] 062603			**P3-100/I5/SVB-SW**[1] 207374		1 Off	**P3-100/V/SVB-SW**[1] 064976			3)
					45	125	**P5-125/EA/SVB-SW**[4] 280911						**P5-125/V/SVB-SW**[4] 280917			Product Standards: UL 508; CSA-C22.2 No. 14-05; IEC/EN 60947-3; CE marking UL File No.: E36332 UL CCN: NLRV7 CSA File No.: 12528 CSA Class No.: 3211-05 NA Certification: UL Listed, CSA certified Suitable for: Branch circuits, suitable as motor disconnect Degree of Protection: IEC: IP65; UL/CSA Type 1, 3R, 12, 13
					55	160	**P5-160/EA/SVB-SW**[4] 280925						**P5-160/V/SVB-SW**[4] 280931			
					90	250	**P5-250/EA/SVB-SW**[4] 280939						**P5-250/V/SVB-SW**[4] 280945			
					110	315	**P5-315/EA/SVB-SW**[4] 280953						**P5-315/V/SVB-SW**[4] 280959			
	3 + N	0	0		6.5	20	**T0-2-8900/EA/SVB-SW**[1] 207401		1 Off	**T0-2-8900/I1/SVB-SW** 207152		1 Off	**T0-2-8900/V/SVB-SW**[1] 207406		1 Off	
					13	25	**P1-25/EA/SVB-SW/N**[1] 083960			**P1-25/I2/SVB-SW/N**[2] 207296		1 Off	**P1-25/V/SVB-SW/N**[1] 088706			4)
					13	25				**P1-25/I2H/SVB-SW/N** 227863		1 Off				
					15	32	**P1-32/EA/SVB-SW/N**[1] 093452			**P1-32/I2/SVB-SW/N**[2] 207317		1 Off	**P1-32/V/SVB-SW/N**[1] 098198			Product Standards: UL 508; CSA-C22.2 No. 14-05; IEC/EN 60947-3; CE marking UL File No.: E36332 UL CCN: NLRV, NLRV7 CSA File No.: 223805 CSA Class No.: 3211-05 NA Certification: UL Listed, CSA certified Suitable for: Branch circuits, suitable as motor disconnect Degree of Protection: IEC: IP65; UL/CSA Type 3R, 12
					15	32				**P1-32/I2H/SVB-SW/N** 227874		1 Off				
					15	32				**P1-32/I2H/N** 227869		1 Off				
					37	63	**P3-63/EA/SVB-SW/N**[1] 012771			**P3-63/I4/SVB-SW/N**[1] 207346		1 Off	**P3-63/V/SVB-SW/N**[1] 017517			
					50	100	**P3-100/EA/SVB-SW/N**[1] 022263			**P3-100/I5/SVB-SW/N**[1] 207376		1 Off	**P3-100/V/SVB-SW/N**[1] 027009			

Contact sequence	Front plate no.	Main contacts	Auxiliary contacts		Max. motor rating AC-23 A, 400/415 V, 50/60 Hz	Rated uninterrupted current	Flush mounting **Front IP65**		Std. pack	Surface mounting **IP65**		Std. pack	Rear mounting **Front IP65**		Std. pack	**Information relevant for export to North America**
		Pole			400 V		**Part no.** Article no.	**Price** See price list		**Part no.** Article no.	**Price** See price list		**Part no.** Article no.	**Price** See price list		
	FS 908	N/O	N/O	N/C	P kW	I_u A										
Main switch without emergency switching off/emergency stop function																
With black rotary handle and locking collar Lockable in the 0 (Off) position																
Without auxiliary contacts																
		3 + N	0	0	45	125	**P5-125/EA/SVB-SW/N**[4] 280913		1 Off				**P5-125/V/SVB-SW/N**[4] 280919		1 Off	1)
					55	160	**P5-160/EA/SVB-SW/N**[4] 280927						**P5-160/V/SVB-SW/N**[4] 280933			Product Standards: UL 508; CSA-C22.2 No. 14-05; IEC/EN 60947-3; CE marking
					90	250	**P5-250/EA/SVB-SW/N**[4] 280941						**P5-250/V/SVB-SW/N**[4] 280947			UL File No.: E36332
					110	315	**P5-315/EA/SVB-SW/N**[4] 280955						**P5-315/V/SVB-SW/N**[4] 280961			UL CCN: NLRV
		6	0	0	6.5	20	**T0-3-8342/EA/SVB-SW**[1] 031755		1 Off	**T0-3-8342/I1/SVB-SW** 207160		1 Off	**T0-3-8342/V/SVB-SW**[1] 036501		1 Off	CSA File No.: 12528
					13	32	**T3-3-8342/EA/SVB-SW**[1] 073699			**T3-3-8342/I2/SVB-SW**[2] 207209		1 Off	**T3-3-8342/V/SVB-SW**[1] 078445			CSA Class No.: 3211-05
					22	63	**T5B-3-8342/EA/SVB-SW**[3] 092307			**T5B-3-8342/I4/SVB-SW**[3] 207243		1 Off	**T5B-3-8342/V/SVB-SW**[3] 092299			NA Certification: UL Listed, CSA certified
					30	100	**T5-3-8342/EA/SVB-SW** 096382		1 Off	**T5-3-8342/I5/SVB-SW** 207280		1 Off	**T5-3-8342/V/SVB-SW** 096380		1 Off	Suitable for: Branch circuits, suitable as motor disconnect
		8	0	0	6.5	20	**T0-4-8344/EA/SVB-SW**[1] 008268		1 Off	**T0-4-8344/I1/SVB-SW** 207164		1 Off	**T0-4-8344/V/SVB-SW**[1] 008272		1 Off	Degree of Protection: IEC: IP65; UL/CSA Type 3R, 12
					13	32	**T3-4-8344/EA/SVB-SW**[1] 008965			**T3-4-8344/I2/SVB-SW**[2] 207213		1 Off	**T3-4-8344/V/SVB-SW**[1] 008967			
					22	63	**T5B-4-8344/EA/SVB-SW**[3] 092061			**T5B-4-8344/I4/SVB-SW**[3] 207249		1 Off	**T5B-4-8344/V/SVB-SW**[3] 092055			2)
					30	95				**T5-4-8344/I5/SVB-SW** 207284		1 Off				Product Standards: UL 508; CSA-C22.2 No. 14-05; CSA-C22.2 No. 94; IEC/EN 60947-3; CE marking
					30	100	**T5-4-8344/EA/SVB-SW** 095960		1 Off				**T5-4-8344/V/SVB-SW** 095958		1 Off	UL File No.: E36332
With auxiliary contacts																UL CCN: NLRV
		3	1	0	6.5	20	**T0-2-15679/EA/SVB-SW**[1] 083961		1 Off	**T0-2-15679/I1/SVB-SW** 207150		1 Off	**T0-2-15679/V/SVB-SW**[1] 088707		1 Off	CSA File No.: 12528
		3	1	1	13	25	**P1-25/EA/SVB-SW/HI11**[1] 070194			**P1-25/I2/SVB-SW/HI11**[2] 207295		1 Off	**P1-25/V/SVB-SW/HI11**[1] 098199			CSA Class No.: 3211-05
				1	13	25				**P1-25/I2H/SVB-SW/HI11** 227862		1 Off				NA Certification: UL Listed, CSA certified
				1	13	25				**P1-25/I2H/SVB/HI11** 226902		1 Off				Suitable for: Branch circuits, suitable as motor disconnect
				1	15	32	**P1-32/EA/SVB-SW/HI11**[1] 012772			**P1-32/I2/SVB-SW/HI11**[1] 207316		1 Off	**P1-32/V/SVB-SW/HI11**[1] 017518			Degree of Protection: IEC: IP65; UL/CSA Type 1, 3R, 12, 13
				1	15	32				**P1-32/I2H/SVB-SW/HI11** 227873		1 Off				
				1	37	63	**P3-63/EA/SVB-SW/HI11**[1] 022264			**P3-63/I4/SVB-SW/HI11**[1] 207345		1 Off	**P3-63/V/SVB-SW/HI11**[1] 027010			4)
				1	50	100	**P3-100/EA/SVB-SW/HI11**[1] 031756			**P3-100/I5/SVB-SW/HI11**[1] 207375		1 Off	**P3-100/V/SVB-SW/HI11**[1] 036502			Product Standards: UL 508; CSA-C22.2 No. 14-05; IEC/EN 60947-3; CE marking
		3	1	0	45	125	**P5-125/EA/SVB-SW/HI10**[4] 280912		1 Off				**P5-125/V/SVB-SW/HI10**[4] 280918		1 Off	UL File No.: E36332
				0	55	160	**P5-160/EA/SVB-SW/HI10**[4] 280926						**P5-160/V/SVB-SW/HI10**[4] 280932			UL CCN: NLRV, NLRV7
				0	90	250	**P5-250/EA/SVB-SW/HI10**[4] 280940						**P5-250/V/SVB-SW/HI10**[4] 280946			CSA File No.: 223805
				0	110	315	**P5-315/EA/SVB-SW/HI10**[4] 280954						**P5-315/V/SVB-SW/HI10**[4] 280960			CSA Class No.: 3211-05
		3	2	1	6.5	20	**T0-3-15683/EA/SVB-SW**[1] 015600		1 Off	**T0-3-15683/I1/SVB-SW** 207158		1 Off	**T0-3-15683/V/SVB-SW**[1] 015664		1 Off	NA Certification: UL Listed, CSA certified
		3	2	1	13	32	**T3-3-15683/EA/SVB-SW**[1] 042851		1 Off	**T3-3-15683/I2/SVB-SW**[2] 207207		1 Off				Suitable for: Branch circuits, suitable as motor disconnect
																Degree of Protection: IEC: IP65; UL/CSA Type 3R, 12

Contact sequence	Front plate no.	Main contacts	Auxiliary contacts		Max. motor rating AC-23 A, 400/415 V, 50/60 Hz	Rated uninterrupted current	Flush mounting **Front IP65**		Std. pack	Surface mounting **IP65** totally insulated		Std. pack	Rear mounting **Front IP65**		Std. pack	**Information relevant for export to North America**
		Pole			400 V		**Part no.** Article no.	**Price** See price list		**Part no.** Article no.	**Price** See price list		**Part no.** Article no.	**Price** See price list		
	FS 908	N/O	N/O	N/C	P kW	I_u A										
Main switch without emergency switching off/emergency stop function																
With black rotary handle and locking collar Lockable in the 0 (Off) position																
With auxiliary contacts																
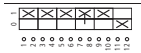		3 + N	1	1	6.5	20	**T0-3-15680/EA/SVB-SW**[1] 041248		1 Off	**T0-3-15680/I1/SVB-SW** 207154		1 Off	**T0-3-15680/V/SVB-SW**[1] 045994		1 Off	1)
					13	32	**P1-25/EA/SVB-SW/N/HI11**[1] 050740			**T3-3-15680/I2/SVB-SW**[4] 207203		1 Off	**T3-3-15680/V/SVB-SW**[1] 019121			Product Standards: UL 508; CSA-C22.2 No. 14-05; IEC/EN 60947-3; CE marking UL File No.: E36332 UL CCN: NLRV CSA File No.: 12528 CSA Class No.: 3211-05 NA Certification: UL Listed, CSA certified Suitable for: Branch circuits, suitable as motor disconnect Degree of Protection: IEC: IP65; UL/CSA Type 3R, 12
					13	32	**T3-3-8901/EA/SVB-SW**[1] 231946									
					15	32	**P1-32/EA/SVB-SW/N/HI11**[1] 060232						**P1-32/V/SVB-SW/N/HI11**[1] 064978			
		3 + N	1	1	6.5	20	**T0-3-8901/EA/SVB-SW**[1] 231933		1 Off	**T0-3-8901/I1/SVB-SW** 231935		1 Off			1 Off	
					13	32	**T3-3-15680/EA/SVB-SW**[1] 014375			**T3-3-8901/I2/SVB-SW**[2] 218988		1 Off	**P1-25/V/SVB-SW/N/HI11**[1] 055486			2)
					22	63	**T5B-3-8901/EA/SVB-SW**[3] 207421			**T5B-3-8901/I4/SVB-SW**[3] 207245		1 Off	**T5B-3-8901/V/SVB-SW**[3] 207423			Product Standards: UL 508; CSA-C22.2 No. 14-05; CSA-C22.2 No. 94; IEC/EN 60947-3; CE marking UL File No.: E36332 UL CCN: NLRV CSA File No.: 12528 CSA Class No.: 3211-05 NA Certification: UL Listed, CSA certified Suitable for: Branch circuits, suitable as motor disconnect Degree of Protection: IEC: IP65; UL/CSA Type 3R, 12
					30	100	**T5-3-8901/EA/SVB-SW** 207409		1 Off	**T5-3-8901/I5/SVB-SW** 207278		1 Off				
		3 + N	1	1	37	63	**P3-63/EA/SVB-SW/N/HI11**[1] 069724		1 Off	**P3-63/I4/SVB-SW/N/HI11**[1] 207347		1 Off	**P3-63/V/SVB-SW/N/HI11**[1] 074470			
		3 + N	1	1	50	100	**P3-100/EA/SVB-SW/N/HI11**[1] 079216		1 Off	**P3-100/I5/SVB-SW/N/HI11**[1] 207377		1 Off	**P3-100/V/SVB-SW/N/HI11**[1] 083962			
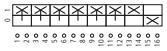		6	1	1	6.5	20	**T0-4-15682/EA/SVB-SW**[1] 022265		1 Off	**T0-4-15682/I1/SVB-SW** 207162		1 Off	**T0-4-15682/V/SVB-SW**[1] 027011			
					13	32	**T3-4-15682/EA/SVB-SW**[1] 057089			**T3-4-15682/I2/SVB-SW**[2] 207211		1 Off	**T3-4-15682/V/SVB-SW**[1] 061835			
					22	63	**T5B-4-15682/EA/SVB-SW**[3] 207426			**T5B-4-15682/I4/SVB-SW**[3] 207247		1 Off	**T5B-4-15682/V/SVB-SW**[3] 207428			
					30	100	**T5-4-15682/EA/SVB-SW** 207414		1 Off	**T5-4-15682/I5/SVB-SW** 207282		1 Off	**T5-4-15682/V/SVB-SW** 207416		1 Off	
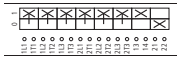		6	1	1	55	160				**T6-160-6/I45/SVB-SW/HI11**[5] 201447		1 Off	**T6-160-6/V/SVB-SW/HI11** 200127			3)
					132	275				**T8-3-8342/I48/SVB-SW/HI11**[6] 201449		1 Off				Product Standards: UL 508; CSA-C22.2 No. 14-05; IEC/EN 60947-3; CE marking UL File No.: E36332 UL CCN: NLRV7 CSA File No.: 12528 CSA Class No.: 3211-05 NA Certification: UL Listed, CSA certified Suitable for: Branch circuits, suitable as motor disconnect Degree of Protection: IEC: IP65; UL/CSA Type 1, 3R, 12, 13
					132	315							**T8-3-8342/V/SVB-SW/HI11** 200128			

Notes
[5] Enclosure without flanges with K95/1N/BR
[6] With KS4-CI and K150/1/BR: Ingress protection IP64

Contact sequence	Front plate no.	Main contacts Pole	Auxiliary contacts N/O	Auxiliary contacts N/O	Auxiliary contacts N/C	Max. motor rating: AC-23A 400/415 V 50/60 Hz P kW	Rated uninterrupted current I_u A	Flush mounting Front IP65 Part no. Article no.	Price See price list	Center mounting Front IP65 Part no. Article no.	Price See price list	Std. pack
	FS 908	N/O	N/O	N/C								
On-Off switches												
Without auxiliary contacts With black thumb-grip and front plate												
		1	0	0	6.5	20		**T0-1-8200/E**[1] 067352		**T0-1-8200/EZ**[2] 069725		1 Off
		1	0	0	6.5	20						
		1	0	0	13	32		**T3-1-8200/E**[4] 064208		**T3-1-8200/EZ**[4] 066581		
		1	0	0	22	63		**T5B-1-8200/E**[6] 094281				
		2	0	0	6.5	20		**T0-1-102/E**[1] 088709		**T0-1-102/EZ**[2] 091082		
		2	0	0	6.5	20						
		2	0	0	13	32		**T3-1-102/E**[1] 076073		**T3-1-102/EZ**[1] 078446		
		2	0	0	22	63		**T5B-1-102/E**[6] 094471				
		3	0	0	6.5	20		**T0-2-1/E**[1] 024639		**T0-2-1/EZ**[1] 027012		
		3	0	0	6.5	20						
		3	0	0	13	25		**P1-25/E**[1] 038724		**P1-25/EZ**[1] 041250		
		3	0	0	13	25						
		3	0	0	15	32		**P1-32/E**[1] 079065		**P1-32/EZ**[1] 048369		
		3	0	0	15	32						
		3	0	0	37	63		**P3-63/E**[8] 026861				
		3	0	0	45	125		**P5-125/E**[9] 280897				
		3	0	0	50	100		**P3-100/E**[8] 067201				
		3	0	0	55	160		**P5-160/E**[9] 280921				
		3	0	0	90	250		**P5-250/E**[9] 280935				
		3	0	0	110	315		**P5-315/E**[9] 280949				
		3 + N	0	0	6.5	20		**T0-2-8900/E**[1] 207398		**T0-2-8900/EZ**[1] 207402		
		3 + N	0	0	13	25		**P1-25/E/N**[1] 076845		**P1-25/EZ/N**[1] 079218		
		3 + N	0	0	13	25						
		3 + N	0	0	15	32		**P1-32/E/N**[1] 093456		**P1-32/EZ/N**[1] 095829		
		3 + N	0	0	15	32						
		3 + N	0	0	37	63		**P3-63/E/N**[8] 019894				
		3 + N	0	0	50	100		**P3-100/E/N**[8] 031759				
		4	0	0	6.5	20						

Surface mounting IP65 totally insulated Part no. Article no.	Price See price list	Std. pack	Distribution board - mounting Front IP30 Part no. Article no.	Price See price list	Rear mounting Front IP65 Part no. Article no.	Price See price list	Std. pack	Information relevant for export to North America
T0-1-8200/I1 207074		1 Off	**T0-1-8200/IVS**[3] 074471		**T0-1-8200/Z**[1] 076844		1 Off	1) → Page 4/24
					T0-1-15401/Z[1] 048346			2) → Page 4/24
T3-1-8200/I2[4] 207167		1 Off			**T3-1-8200/Z**[4] 071327			3) → Page 4/24
T5B-1-8200/I4[5] 207218		1 Off			**T5B-1-8200/Z**[6] 094270			4) → Page 4/24
T0-1-102/I1 207061		1 Off	**T0-1-102/IVS**[3] 015147		**T0-1-102/Z**[1] 095828			5) → Page 4/24
					T0-1-15402/Z[1] 062584			6) → Page 4/24
T3-1-102/I2[4] 207165		1 Off			**T3-1-102/Z**[4] 083192			7) → Page 4/24
T5B-1-102/I4[5] 207215		1 Off			**T5B-1-102/Z**[6] 094460			8) → Page 4/24
T0-2-1/I1 207081		1 Off	**T0-2-1/IVS**[3] 031758		**T0-2-1/Z**[1] 036504			9) → Page 4/24
T0-2-15403/I1 207088		1 Off			**T0-2-15403/Z**[1] 076822			
P1-25/I2[8] 207299		1 Off	**P1-25/IVS**[7] 052962		**P1-25/Z**[8] 057708			
P1-25/I2H 226898		1 Off						
P1-32/I2[8] 207320		1 Off	**P1-32/IVS**[7] 093303		**P1-32/Z**[8] 098049			
P1-32/I2H 227866		1 Off						
P3-63/I4[8] 207356		1 Off	**P3-63/IVS**[7] 041099		**P3-63/Z**[8] 050591			
					P5-125/Z[9] 280920			
P3-100/I5[8] 207381		1 Off	**P3-100/IVS**[7] 081439		**P3-100/Z**[8] 090931			
					P5-160/Z[9] 280934			
					P5-250/Z[9] 280948			
					P5-315/Z[9] 280962			
T0-2-8900/I1 207109		1 Off	**T0-2-8900/IVS**[3] 207403		**T0-2-8900/Z**[1] 207407			
P1-25/I2/N[8] 207303		1 Off	**P1-25/IVS/N**[7] 083964		**P1-25/Z/N**[8] 088710			
P1-25/I2H/N 226901		1 Off						
P1-32/I2/N[8] 207324		1 Off	**P1-32/IVS/N**[7] 010402		**P1-32/Z/N**[8] 015148			
P1-32/I2H/N 227869		1 Off						
P3-63/I4/N[8] 207360		1 Off	**P3-63/IVS/N**[7] 022267		**P3-63/Z/N**[8] 027013			
P3-100/I5/N[8] 207385		1 Off	**P3-100/IVS/N**[7] 034132		**P3-100/Z/N**[8] 038878			
T0-2-15404/I1 207089		1 Off	**T0-2-15404/IVS**[3] 088687		**T0-2-15404/Z**[1] 091060			

HPL04024EN

Contact sequence	Front plate no.	Main contacts Pole	Auxiliary contacts		Max. motor rating: AC-23A 400/415 V 50/60 Hz	Rated uninterrupted current	Flush mounting Front IP65		Center mounting Front IP65		Std. pack
							Part no. Article no.	**Price** See price list	**Part no.** Article no.	**Price** See price list	
		N/O	N/O	N/C	P	I_u					
					kW	A					
On-Off switches											
Without auxiliary contacts With black thumb-grip and front plate	FS 908	6	0	0	6.5	20	**T0-3-8342/E**[1] 043624		**T0-3-8342/EZ**[1] 045997		1 Off
		6	0	0	13	32	**T3-3-8342/E**[4] 045225				
		6	0	0	22	63	**T5B-3-8342/E**[6] 092310				
		8	0	0	6.5	20	**T0-4-8344/E**[1] 014000		**T0-4-8344/EZ**[1] 014002		
		8	0	0	13	32	**T3-4-8344/E**[4] 020593		**T3-4-8344/EZ**[4] 020595		
		8	0	0	22	63	**T5B-4-8344/E**[6] 092064				

Information relevant for export to North America

1)

Product Standards	UL 508; CSA-C22.2 No. 14-05; IEC/EN 60947-3; CE marking
UL File No.	E36332
UL CCN	NLRV
CSA File No.	12528
CSA Class No.	3211-05
NA Certification	UL Listed, CSA certified
Suitable for	Branch circuits, suitable as motor disconnect
Degree of Protection	IEC: IP65; UL/CSA Type 3R, 12

2)

Product Standards	UL 508; CSA-C22.2 No. 14-05; IEC/EN 60947-3; CE marking
UL File No.	E36332
UL CCN	NLRV
CSA File No.	12528
CSA Class No.	3211-05
NA Certification	UL Listed, CSA certified
Suitable for	Branch circuits, suitable as motor disconnect
Degree of Protection	IEC: IP65; UL/CSA Type: –

3)

Product Standards	UL 508; CSA-C22.2 No. 14-05; IEC/EN 60947-3; CE marking
UL File No.	E36332
UL CCN	NLRV
CSA File No.	12528
CSA Class No.	3211-05
NA Certification	UL Listed, CSA certified
Suitable for	Branch circuits, suitable as motor disconnect
Degree of Protection	IEC: IP30; UL/CSA Type: –

6)

Product Standards	UL 508; CSA-C22.2 No. 14-05; CSA-C22.2 No. 94; IEC/EN 60947-3; CE marking
UL File No.	E36332
UL CCN	NLRV
CSA File No.	12528
CSA Class No.	3211-07
NA Certification	UL Listed, CSA certified
Suitable for	Branch circuits, suitable as motor disconnect
Degree of Protection	IEC: IP65; UL/CSA Type 1

7)

Product Standards	UL 508; CSA-C22.2 No. 14-05; CSA-C22.2 No. 94; IEC/EN 60947-3; CE marking
UL File No.	E36332
UL CCN	NLRV
CSA File No.	12528
CSA Class No.	3211-05
NA Certification	UL Listed, CSA certified
Suitable for	Branch circuits, suitable as motor disconnect
Degree of Protection	IEC: IP65; UL/CSA Type: –

8)

Product Standards	UL 508; CSA-C22.2 No. 14-05; CSA-C22.2 No. 94; IEC/EN 60947-3; CE marking
UL File No.	E36332
UL CCN	NLRV
CSA File No.	12528
CSA Class No.	3211-05
NA Certification	UL Listed, CSA certified
Suitable for	Branch circuits, suitable as motor disconnect
Degree of Protection	IEC: IP65; UL/CSA Type 3R, 12

HPL04025EN

Surface mounting IP65 totally insulated		Std. pack	Distribution board - mounting Front IP30		Rear mounting Front IP65		Std. pack	Information relevant for export to North America
Part no. Article no.	**Price** See price list		**Part no.** Article no.	**Price** See price list	**Part no.** Article no.	**Price** See price list		
T0-3-8342/I1 207131		1 Off	**T0-3-8342/IVS**[3] 050743		**T0-3-8342/Z**[1] 055489		1 Off	
T3-3-8342/I2[4] 207187		1 Off			**T3-3-8342/Z**[4] 052344			
T5B-3-8342/I4[5] 207226		1 Off			**T5B-3-8342/Z**[6] 092297			
T0-4-8344/I1 207139		1 Off	**T0-4-8344/IVS**[3] 014006		**T0-4-8344/Z**[1] 014009			
T3-4-8344/I2[4] 207194		1 Off			**T3-4-8344/Z**[4] 020600			
T5B-4-8344/I4[5] 207233		1 Off						

4)

Product Standards	UL 508; CSA-C22.2 No. 14-05; CSA-C22.2 No. 94; IEC/EN 60947-3; CE marking
UL File No.	E36332
UL CCN	NLRV
CSA File No.	12528
CSA Class No.	3211-07
NA Certification	UL Listed, CSA certified
Suitable for	Branch circuits, suitable as motor disconnect
Degree of Protection	IEC: IP65; UL/CSA Type 3R, 12

5)

Product Standards	UL 508; CSA-C22.2 No. 14-05; CSA-C22.2 No. 94; IEC/EN 60947-3; CE marking
UL File No.	E36332
UL CCN	NLRV
CSA File No.	12528
CSA Class No.	3211-07
NA Certification	UL Listed, CSA certified
Suitable for	Branch circuits, suitable as motor disconnect
Degree of Protection	IEC: IP65; UL/CSA Type: –

9)

Product Standards	UL 508; CSA-C22.2 No. 14-05; CSA-C22.2 No. 94; IEC/EN 60947-3; CE marking
UL File No.	E36332
UL CCN	NLRV
CSA File No.	223805
CSA Class No.	3211-05
NA Certification	UL Listed, CSA certified
Suitable for	Branch circuits, suitable as motor disconnect
Degree of Protection	IEC: IP65; UL/CSA Type 3R, 12

Contact sequence	Front plate no.	Main contacts Pole	Auxiliary contacts N/O	Auxiliary contacts N/O	Auxiliary contacts N/C	Max. motor rating: AC-23A 400/415 V 50/60 Hz 400 V P kW	Rated uninterrupted current I_u A	Flush mounting Front IP65 Part no. Article no.	Price See price list	Std. pack	Center mounting Front IP65 Part no. Article no.	Price See price list	Std. pack	Surface mounting IP65 totally insulated Part no. Article no.	Price See price list	Std. pack	Distribution board - mounting Front IP30 Part no. Article no.	Price See price list	Std. pack	Rear mounting Front IP65 Part no. Article no.	Price See price list	Std. pack
On-Off switches without emergency switching off/emergency stop function																						
With auxiliary contacts With black thumb-grip and front plate																						
	FS 908	3	1	0	6.5	20		**T0-2-15679/E**[1] 029387		1 Off	**T0-2-15679/EZ**[1] 031760		1 Off	**T0-2-15679/I1** 207094		1 Off	**T0-2-15679/IVS**[2] 036506		1 Off	**T0-2-15679/Z**[1] 041252		1 Off
														P1-25/I2H/HI11 226899								
		3	1	1	13	25																
		3	1	1	15	32								**P1-32/I2H/HI11** 227867								
		3	2	1	6.5	20		**T0-3-15683/E**[1] 016619			**T0-3-15683/EZ**[1] 016658			**T0-3-15683/I1** 207118			**T0-3-15683/IVS**[2] 016722					
		3	2	1	13	32		**T3-3-15683/E**[3] 014377						**T3-3-15683/I2**[3] 207182		1 Off						
		3 + N	1	1	6.5	20		**T0-3-8901/E**[1] 231938			**T0-3-8901/EZ**[1] 231939			**T0-3-8901/I1** 231941		1 Off	**T0-3-8901/IVS**[2] 231940					
		3 + N	1	1	13	32		**T3-3-8901/E**[3] 231949			**T3-3-8901/EZ**[3] 231950			**T3-3-8901/I2**[3] 231951		1 Off				**T3-3-8901/Z**[3] 231952		
		6	1	1	6.5	20		**T0-4-15682/E**[1] 010405			**T0-4-15682/EZ**[1] 012778			**T0-4-15682/I1** 207135		1 Off	**T0-4-15682/IVS**[2] 017524			**T0-4-15682/Z**[1] 022270		
					13	32		**T3-4-15682/E**[3] 023869						**T3-4-15682/I2**[3] 207190		1 Off				**T3-4-15682/Z**[3] 030988		
					22	63		**T5B-4-15682/E**[4] 207424						**T5B-4-15682/I4**[5] 207229		1 Off				**T5B-4-15682/Z**[4] 207429		
					30	100		**T5-4-15682/E** 207412						**T5-4-15682/I5** 207269		1 Off				**T5-4-15682/Z** 207417		

Information relevant for export to North America

1)

Product Standards	UL 508; CSA-C22.2 No. 14-05; IEC/EN 60947-3; CE marking
UL File No.	E36332
UL CCN	NLRV
CSA File No.	12528
CSA Class No.	3211-05
NA Certification	UL Listed, CSA certified
Suitable for	Branch circuits, suitable as motor disconnect
Degree of Protection	IEC: IP65; UL/CSA Type 3R, 12

2)

Product Standards	UL 508; CSA-C22.2 No. 14-05; IEC/EN 60947-3; CE marking
UL File No.	E36332
UL CCN	NLRV
CSA File No.	12528
CSA Class No.	3211-05
NA Certification	UL Listed, CSA certified
Suitable for	Branch circuits, suitable as motor disconnect
Degree of Protection	IEC: IP30; UL/CSA Type: –

3)

Product Standards	UL 508; CSA-C22.2 No. 14-05; CSA-C22.2 No. 94; IEC/EN 60947-3; CE marking
UL File No.	E36332
UL CCN	NLRV
CSA File No.	12528
CSA Class No.	3211-07
NA Certification	UL Listed, CSA certified
Suitable for	Branch circuits, suitable as motor disconnect
Degree of Protection	IEC: IP65; UL/CSA Type 3R, 12

4)

Product Standards	UL 508; CSA-C22.2 No. 14-05; CSA-C22.2 No. 94; IEC/EN 60947-3; CE marking
UL File No.	E36332
UL CCN	NLRV
CSA File No.	12528
CSA Class No.	3211-07
NA Certification	UL Listed, CSA certified
Suitable for	Branch circuits, suitable as motor disconnect
Degree of Protection	IEC: IP65; UL/CSA Type 1

5)

Product Standards	UL 508; CSA-C22.2 No. 14-05; CSA-C22.2 No. 94; IEC/EN 60947-3; CE marking
UL File No.	E36332
UL CCN	NLRV
CSA File No.	12528
CSA Class No.	3211-07
NA Certification	UL Listed, CSA certified
Suitable for	Branch circuits, suitable as motor disconnect
Degree of Protection	IEC: IP65; UL/CSA Type: –

6)

Product Standards	UL 508; CSA-C22.2 No. 14-05; CSA-C22.2 No. 94; IEC/EN 60947-3; CE marking
UL File No.	E36332
UL CCN	NLRV
CSA File No.	12528
CSA Class No.	3211-05
NA Certification	UL Listed, CSA certified
Suitable for	Branch circuits, suitable as motor disconnect
Degree of Protection	IEC: IP65; UL/CSA Type: –

7)

Product Standards	UL 508; CSA-C22.2 No. 14-05; CSA-C22.2 No. 94; IEC/EN 60947-3; CE marking
UL File No.	E36332
UL CCN	NLRV
CSA File No.	12528
CSA Class No.	3211-05
NA Certification	UL Listed, CSA certified
Suitable for	Branch circuits, suitable as motor disconnect
Degree of Protection	IEC: IP65; UL/CSA Type 3R, 12