Are proximity sensors causing maintenance cost & unexpected machine down time?

Introducing XS9 one-piece all 303 stainless steel inductive proximity sensors.



New OsiSense® XS9 stainless steel Inductive proximity sensors tough enough for your harsh industrial applications and environment.

The **303 stainless steel one-piece housing** with **0.4mm thick front face** is extremely resistant to mechanical shocks and vibrations.

With **"3 times" sensing distance** XS9 Inductive Proximity Sensors provide a fast and comfortable setting.
In addition, the improved sensing distance allows greater distance from target to sensor face reducing potential for exposure to shock.

Thanks to **Factor 1** sensing feature, both ferrous and non-ferrous can be detected from the same distance.

Flush and non flush versions are available to fulfill different mounting need. Up to 40 mm sensing distance, OsiSense XS9 ensures reliable detection in most critical applications.

With a **high switching frequency** this sensor allows you to detect rapidly and precisely fast moving metal parts. Operating frequency is 3 to 6 times higher than standard inductive sensors to give more accuracy to small and fast moving parts detection.

Well suited for applications such as:
- Metal processing machines
- Automotive
- Machining

Telemecanique Sensors

Inductive proximity sensors
OsiSense® XS application
Cylindrical, stainless steel 303 one-piece body
for harsh industrial environments
Three-wire DC, solid-state output

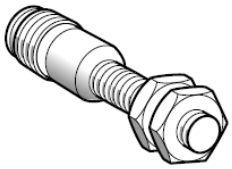
XS9 08•1PAM12

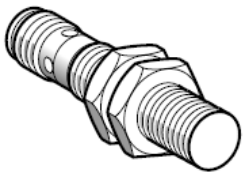
XS9 12•1PAM12

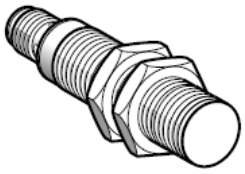
XS9 18•1PAM12

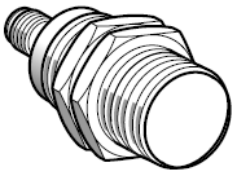
XS9 30•1PAM12

Sensing distance Sn, mm	Function	Output	Connection	Reference	Weight kg
Ø 8 mm, Threaded M8 x 1					
Three-wire 12-24V DC, flush mountable					
3	NO	PNP	M12	**XS9 08R1PAM12**	0.018
Three-wire 12-24V DC, non-flush mountable					
6	NO	PNP	M12	**XS9 08R4PAM12**	0.018
Ø 12 mm, Threaded M12 x 1					
Three-wire 12-24V DC, flush mountable					
6	NO	PNP	M12	**XS9 12R1PAM12**	0.024
Three-wire 12-24V DC, non-flush mountable					
10	NO	PNP	M12	**XS9 12R4PAM12**	0.023
Ø 18 mm, Threaded M18 x 1					
Three-wire 12-24V DC, flush mountable					
10	NO	PNP	M12	**XS9 18R1PAM12**	0.044
Three-wire 12-24V DC, non-flush mountable					
20	NO	PNP	M12	**XS9 18R4PAM12**	0.051
Ø 30 mm, Threaded M30 x 1.5					
Three-wire 12-24V DC, flush mountable					
20	NO	PNP	M12	**XS9 30R1PAM12**	0.140
Three-wire 12-24V DC, non-flush mountable					
40	NO	PNP	M12	**XS9 30R4PAM12**	0.144

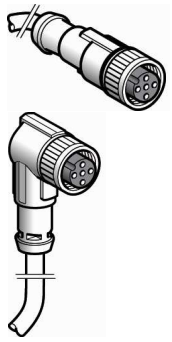

Connecting cables (PUR)*

Description	Type	Length m	Reference	Weight kg
Pre-wired M12 connectors Female, 4-pin Metal clamping	Straight	2	**XZC P1141L2**	0.090
		5	**XZC P1141L5**	0.190
		10	**XZC P1141L10**	0.370
	Elbowed	2	**XZC P1241L2**	0.090
		5	**XZC P1241L5**	0.190
		10	**XZC P1241L10**	0.370

* For more information please refer to general catalog

Wiring schemes

M12 Connector



PNP

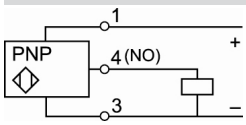

Characteristics

Inductive proximity sensors
OsiSense® XS application
Cylindrical, stainless steel 303 one-piece body
for harsh industrial environments
Three-wire DC, solid-state output

Sensor type	Flush Non-Flush		XS908R1PAM12 XS908R4PAM12	XS912R1PAM12 XS912R4PAM12	XS918R1PAM12 XS918R4PAM12	XS930R1PAM12 XS930R4PAM12
Product certifications			CE, cULus			
Connection	Connector		M12			
Operating zone	Flush	mm	0…2.4	0…4.8	0…8	0…16
	Non-Flush	mm	0…4.8	0…8	0…16	0…32
Differential travel		%	1…15 (real sensing distance Sr)			
Degree of protection	IEC 60529		IP 67	IP68 (5 meters underwater for 1 month)		
	DIN 40050		IP69K			
Storage temperature		℃	-25 to +70 (-13 to 158℉)			
Operating temperature		℃	-25 to +70 (-13 to 158℉)			
Materials	Case		Stainless steel, 303 grade			
Mechanical shock resistance	EN 50102		IK10			
Vibration resistance	IEC 60068-2-6		25 gn, amplitude ± 1 mm (f = 10 to 55 Hz)			
Shock resistance	IEC 60068-2-27		30 gn, duration 11 ms			
Output state indication			Yellow LED, 4 viewing points at 90° (blinking from 0 .8 Sr and Sr)			
Rated supply voltage		VDC	12…24 with protection against reverse polarity			
Voltage limits (including ripple)		VDC	10…30			
Switching capacity		mA	≤ 200 with overload and short circuit protection			
Voltage drop, closed state		V	≤ 2			
Current consumption, no-load		mA	≤ 10			
Maximum switching frequency	Flush	Hz	1000	600	300	100
	Non-Flush	Hz	700	400	200	90
Delays	First set-up	ms	40			
	Response	µs	0.05	0.06		
	Recovery	µs	23	15		

Setting-up

Minimum mounting distances mm, flush version

Side by side		Face to face	Facing a metal object	Mounted in a metal support	
Ø 8	e ≥ 14	e ≥ 15	e ≥ 10	d ≥ 12	
Ø 12	e ≥ 38	e ≥ 30	e ≥ 20	d ≥ 24	
Ø 18	e ≥ 42	e ≥ 40	e ≥ 30	d ≥ 50	
Ø 30	e ≥ 80	e ≥ 70	e ≥ 60	d ≥ 90	

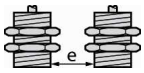

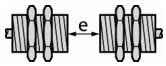

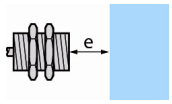

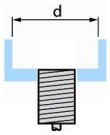

Minimum mounting distances mm, non-flush version

Side by side		Face to face	Facing a metal object	Mounted in a metal support	
Ø 8	e ≥ 52	e ≥ 25	e ≥ 20	d ≥ 20	h ≥ 15
Ø 12	e ≥ 108	e ≥ 40	e ≥ 30	d ≥ 30	h ≥ 22
Ø 18	e ≥ 182	e ≥ 70	e ≥ 60	d ≥ 60	h ≥ 34
Ø 30	e ≥ 270	e ≥ 130	e ≥ 120	d ≥ 120	h ≥ 34

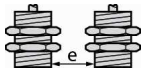

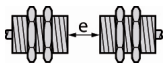

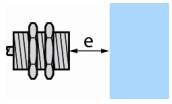

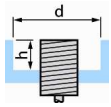

Dimensions

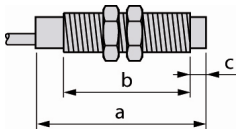

Lengths (mm):
a= Overall
b= Threaded
c= for non flush mountable sensors

	Flush				Non-Flush			
XS•Ø	M8	M12	M18	M30	M8	M12	M18	M30
a (mm)	66	60	63.5	63.5	66	60	63.5	63.5
b (mm)	46	41	42	42	42	36	35	32
c (mm)	0	0	0	0	4	5	7	10

Reduction coefficient

On target		Flush				Non-Flush			
		M8	M12	M18	M30	M8	M12	M18	M30
Steel		1	1	1	1	1	1	1	1
Aluminum		1	1	1	1	1	1	1	1
Brass		1.35	1.3	1.2	1.3	1.4	1.4	1.35	1.2
Cupper		0.9	0.85	0.8	0.9	0.85	0.8	0.9	0.9
Stainless steel	Thickness 1mm	0.3	0.5	0.5	0.35	0.3	No detection	0.3	No detection
	Thickness 2mm	0.6	0.9	0.9	0.7	0.9	0.66	0.6	0.25

Flush mounted	M8	M12	M18	M30
Steel	1	0.7	0.75	0.9
Aluminum	0.9	1.15	0.9	0.7
Brass	0.9	1.05	0.75	0.6
Stainless steel	1	0.8	0.8	1.3

Telemecanique Sensors Simply easy!™

Telemecanique brand has a 9 decades history manufacturing factory automation and safety sensors. Telemecanique wide ranges are most reliable and robust hence second to none on the market.

Our aim is to simplify the life of our customers, allowing them to concentrate on their core added value and machine performance.

This is why Telemecanique Sensors design and manufacture their products based on the following values:

- Simplicity and modularity
- Easy to choose and select
- Easy to install and maintain
- Expert services to share our know-how

Connect with the experts



> A dedicated Sales team: trained and experienced sales professionals are available to help you with any sensing application.

> Telemecanique Sensors team: are available for pre and post sales support. We become an extension of your team and we share our expertise with you.

http://www.tesensors.com

Schneider Electric Industries SAS

Head Office
35, rue Joseph Monier - CS 30323
F92500 Rueil-Malmaison Cedex
France

ART. 805664

The information provided in this documentation contains general descriptions and/or technical characteristics of the performance of the products contained herein. This documentation is not intended as a substitute for and is not to be used for determining suitability or reliability of these products for specific user applications. It is the duty of any such user or integrator to perform the appropriate and complete risk analysis, evaluation and testing of the products with respect to the relevant specific application or use thereof. Neither Schneider Electric nor any of its affiliates or subsidiaries shall be responsible or liable for misuse of the information contained herein.

DIA4E XXXXXXXXEN