Composition accessories
Fixing accessories

Plinth kit

The complete plinth consists of two elements: on the one hand, the front and rear kit, determined by the width of the enclosure and, on the other hand, the side panels determined by the depth of the enclosure.





Plinth side panels for Spacial steel enclosure

They are fixed to the corners of the plinth by two fixing screws.
- Material: folded sheet steel.
- Finishes: epoxy-polyester resin paint, RAL 7022 grey colour.
- Protection degree: IP 30 for the complete plinth.
- Resistance to external mechanical impacts: IK10.
- Models with heights: 100 and 200 mm.
- For enclosure depths 300 and 400 mm:

– Height 100 mm: 2 side panels, 4 corner covers and fixing elements.
– Height 200 mm: 4 side panels (height of 100 mm, 2 for each side), 4 corner covers and fixing elements.

Nominal dimensions (mm)	Reference	
Depth	100 mm	200 mm
300	**NSYSPS3100SD**	**NSYSPS3200SD**
400	**NSYSPS4100SD**	**NSYSPS4200SD**

Order the kit fixing device ref. **NSYAPFWM** when mounting the wall-mounting enclosure on a plinth.



Front and rear plinth

Accessory shared with the Spacial SM floor-standing enclosure.
Numerous options available: plain, ventilated, with cable gland.
See page **151**.

Nominal dimensions (mm)	Reference	
Width	100 mm	200 mm
600	**NSYSPF6100**	**NSYSPF6200**
800	**NSYSPF8100**	**NSYSPF8200**
1000	**NSYSPF10100**	**NSYSPF10200**
1200	**NSYSPF12100**	**NSYSPF12200**

See also the accessories



Accessories for cable entries page **96**



Cable-support accessories page **460**



Cable-management accessories page **95 / 434**