Terminal Blocks
Catalog | 2013

Linergy TR

Terminal Blocks



Schneider Electric™

Contents

Introduction 4

Screw terminal blocks 15

Spring terminal blocks 37

Push-in terminal blocks 57

Hybrid terminal blocks 69

Accessories 73

Index of catalog numbers 89

Linergy TR
Introduction

Screw technology terminal blocks



Terminal block type **NSYTRV**

Presentation
NSYTRV screw technology terminal blocks are components that are well established throughout the world and are suitable for the majority of connection applications, due to their wide range of functions and connection possibilities.
NSYTRV terminal blocks help ensure quality and operational availability of equipment. In addition to these advantages, they optimize the setup and operation of installations, due to their simplicity and integrated functions.



Principle of screw connection

Material properties
All metal parts of the screw terminal blocks (screw, cage and bar) are made of high grade, non-corrosive copper alloys. This eliminates the risk of rusting and the associated consequences, such as unreliable electrical contacts and/or jammed screws.
The good electrical conductivity helps ensure a low temperature rise.
The surface of the metal parts is protected by a lead free, galvanic nickel or tin plating.
The insulating housings of the **NSYTRV** terminal blocks are made of halogen-free and UV-resistant Polyamide 6.6. This type of plastic has a high impact strength and is flexible even at low temperatures.
Further advantages are the good tropical and termite resistance, high chemical resistance and the excellent aging characteristics. Polyamide 6.6 is certified for inflammability class V0 in accordance with UL 94 and can be used at operating temperatures between -76°F (-60°C) and +266°F (+130°C).



Connection functions
- Passthrough
- Grounding type
- Double deck and multi-pole
- Blade isolator
- Removable carrier for diode, resistor or cylindrical fuse
- Fused terminal block
- Miniature passthrough
- For neutral conductors
- Lug-lug type
- Lug-clamp type

Mounting accessories
The **NSYTR** terminal blocks have a uniform range of accessories for most connection technologies. Jumpers, labelling and test accessories are standardized and help reduce your logistics costs. In addition, all the terminal blocks of the range can be freely combined with each other using the double jumper shaft.

Linergy TR
Introduction

Spring technology terminal blocks



Terminal block type **NSYTRR**

Presentation
Spring technology is a type of connection that requires no maintenance and helps ensure the separation of mechanical and electrical functions.
NSYTRR spring terminals significantly reduce wiring time and eliminate the need for regular re-tightening. This technology allows not only the connection of flexible conductors with or without cable ends, but also of solid conductors with a nominal c.s.a. from 0.13 mm² to 25 mm².
NSYTRR terminal blocks help ensure quality and operational availability of equipment. In addition to these advantages, they optimize the setup and operation of installations, due to their simplicity and integrated functions.



Principle of spring connection

Material properties
All metal parts of the spring-cage terminal blocks are made of non corrosive materials.
The current carrying metals are high grade copper alloys.
The good electrical conductivity helps ensure a low temperature rise.
The contact force for the spring-cage connection is applied by a spring element made of high strength chromium-nickel spring steel. The surface of the metal parts is protected by a lead free, galvanic nickel or tin plating.
The insulating housings of the **NSYTRR** terminal blocks are made of halogen-free and UV-resistant Polyamide 6.6 certified for inflammability class V0 in accordance with UL 94.
They can be used at operating temperatures between -76°F (-60°C) and +266°F (+130°C).

Connection functions
Spring technology terminal blocks are simple and quick to install. A flat screwdriver is used to open the connection point, allowing the conductor to be inserted into the cage.
As soon as the screwdriver is pulled out, the contact is automatically made by spring pressure.
The contact force creates a reliable long-term connection.

- Passthrough
- Grounding type
- Double deck and multi-pole
- Blade isolator
- Removable carrier for diode, resistor or cylindrical fuse
- Miniature passthrough

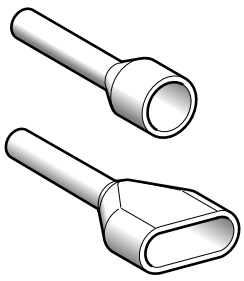

AZ5 and DZ5 cable ends

See page 80

Mounting accessories
The **NSYTR** terminal blocks have a uniform range of accessories for most connection technologies. Jumpers, labelling and test accessories are standardized and help reduce your logistics costs. In addition, all the terminal blocks of the range can be freely combined with each other using the double jumper shaft.

For better contact between the conductor and the current bar, use a cable end (ferrule) for all stranded or flexible wires.

Linergy TR
Introduction

Push-in technology terminal blocks

50%
faster installation



Terminal block type **NSYTRP**



Principle of push-in connection

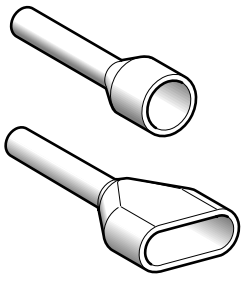

AZ5 and DZ5 cable ends

See page 80

Presentation
The new **NSYTRP** push-in terminal blocks use the most cost effective connection technique on the market. This technique reduces wiring time and eliminates the need for regular re-tightening.
The insertion force of the **NSYTRP** push-in terminal blocks is up to 50% lower than other direct insertion terminal blocks on the market.
This allows easy and direct insertion of solid conductors or flexible conductors with cable ends (ferrules) from 0.34 mm² to 6 mm².

Material properties
All metal parts of the push-in terminal blocks are made of non corrosive materials.
The current carrying metals are high grade copper alloys.
The good electrical conductivity provides a low temperature rise.
The contact force for the push-in connection is applied by a leg spring made of high strength chromium-nickel spring steel.
The insulating housings of the **NSYTRP** terminal blocks are made of halogen-free and UV-resistant Polyamide 6.6 certified for inflammability class V0 in accordance with UL 94.
They can be used at operating temperatures between -76°F (-60°C) and +266°F (+130°C).

Connection functions
The push-in terminal blocks are made for direct conductor connection. This means that solid conductors or conductors with cable ends can be directly inserted into the terminal block without tools.
The special spring contour allows easy insertion of conductors from 0.34 mm² to 6mm² c.s.a.
Smaller cross-section conductors can be connected by actuating the green button before insertion for 0.14 mm² and up.
The contact force creates a shakeproof and reliable long-term connection.

- Passthrough
- Grounding type
- Double deck and multi-pole
- Blade isolator
- Removable carrier for diode, resistor or cylindrical fuse

Mounting accessories
The **NSYTR** terminal blocks have a uniform range of accessories for most connection technologies. Jumpers, labelling and test accessories are standardized and help reduce your logistics costs. In addition, all the terminal blocks of the range can be freely combined with each other using the double jumper shaft.

For better contact between the conductor and the current bar, use a cable end (ferrule) for all stranded or flexible wires.

Screw technology terminal blocks



Snap-on grounding block foot
Grounding terminal blocks are simply snapped onto the DIN rail to make contact. This mechanically and electrically efficient connection meets all the requirements of standard IEC 60947-7-2.



Flexible plug-in jumper system
The **NSYTRAL*** plug-in jumpers allow potential distribution to be implemented quickly. All terminals have two jumper shafts to make flexible chain jumpers, reduction jumpers or jumpers between non-adjacent terminal blocks possible.
The reduction jumper permits simple connection of terminal blocks with different nominal cross-sections (for example, an **NSYTRV102** terminal with an **NSYTRV22** terminal). This way the power distribution terminal blocks can be quickly set up.



Vertical jumper
The **NSYTRALV24R** vertical jumper offers the option of connecting both levels of the standard double level **NSYTRR24D** and **NSYTRR44D** terminal blocks.



Miniature terminal blocks with maximum usage
Due to space-saving design, mini spring-cage terminal blocks are ideal for wiring in extremely restricted spaces.
The generous connection space enables quick wiring of stranded and solid conductors.
They can be mounted on NS 15 DIN rail or directly mounted using screw flange or engagement pins.

Linergy TR
Introduction

General characteristics Terminal blocks

	Technology		Spring	Screw	Push-in
	Type		NSYTRR●●	NSYTRV●●	NSYTRP●●
Component materials	Insulating case		Polyamide 6.6		
	Connector and screw		High grade copper alloys		
	Commoning link		High grade copper alloys		
	Spring element		Chromium-nickel spring steel		
Electrical and thermal characteristics of insulating case (polyamide 6.6)					
Dielectric strength	Conforming to VDE 0303-T21 and IEC 60243-1	kV/mm	80/65		
Dielectric loss Tan coefficient at 1 MHz	Conforming to VDE 0303-T4 and IEC 60250		0.01		
Dielectric constant at 1 MKz			3.7		
Resistivity	Conforming to VDE 0303-T30 and IEC 60093	Ω.cm	10^{12}		
Surface resistance	Conforming to VDE 0303-T30 and IEC 60093	Ω	10^{12}		
Creep resistance	Conforming to VDE 0303-T30 and IEC 60093	CTI (kB)	500 (>400)		
Ambient air temperature around the device	Conforming to VDE 0304-T21 and IEC 60216-1	°F (°C)	Operation: -40 to +266 (-40 to +130)		
Inflammability class	Conforming to UL 94	Class/mm thickness	V-0/0.8		
Mounting rail characteristics					
Mounting rail type							
Approximate dimensions Width x depth x thickness		mm	35 x 7.5 x 1	35 x 15 x 1.5	35 x 15 x 1	35 x 15 x 1.5	35 x 16 x 1.8
Material			Steel	Steel	Steel	Steel	Steel
Equivalent c.s.a. in copper		mm^2	16	25	25	35	70
Short-circuit current withstand		kA	1.92	3	3	4.2	8.4

Nominal c.s.a.: mm^2 and maximum currents of copper conductors(1)

Spring technology, screw technology, push-in technology				
ISO metric size	**Size**	**Size**	**Diameter**	**Current**
mm^2	**AWG**	**kcmil**	**mm**	**A**
0.5	20	–	1.02	–
0.75	18	–	1.28	–
1	–	–	–	15
1.5	16	–	1.6	19.5
2.5	14	–	2.08	26
4	12	–	2.7	35
6	10	–	3.09	46
10	8	–	3.36	63
16	6	–	4.32	89
25	4	–	5.73	112
35	2	–	7.26	138
50	(1/0)0	–	12.08	168
70	(2/0)00	–	13.54	213
95	(3/0)000	–	15.33	258
–	(4/0)0000	–	17.22	
120	–	250	19.01	299
150	–	300	20.48	344
185	–	350	22.05	392
240	–	500	26.57	461
300	–	600	30.03	500

(1) Conforming to DIN VDE 0611 part 1/11.77.

Linergy TR
Introduction

Certification

Catalog numbers	UL	CSA	VDE	ATEX	IECEx	GL	LR	DNV	GOST
NSYTRV22*	■	■	■	■	■	■	■	■	●
NSYTRV22PE	■	■	■	■	■	■	■	■	●
NSYTRV24D*	■	■	-	■	■	■	■	■	●
NSYTRV24DPE	■	■	-	■	■	■	■	■	●
NSYTRV26T	■	■	-	-	-	-	-	-	●
NSYTRV42*	■	■	■	■	■	■	■	■	●
NSYTRV42PE	■	■	■	■	■	■	■	■	●
NSYTRV43*	■	■	-	■	■	■	●	●	●
NSYTRV43PE	■	■	-	■	■	■	●	●	●
NSYTRV44*	■	■	-	■	■	■	●	●	●
NSYTRV44PE	■	■	-	■	■	■	●	●	●
NSYTRV44D*	■	■	-	■	■	■	■	■	●
NSYTRV44DPE	■	■	-	■	■	■	■	■	●
NSYTRV62*	■	■	■	■	■	■	■	■	●
NSYTRV62PE	■	■	■	■	■	■	■	■	●
NSYTRV102*	■	■	■	■	■	■	■	■	●
NSYTRV102PE	■	■	■	■	■	■	■	■	●
NSYTRV162*	■	■	■	■	■	■	■	■	●
NSYTRV162PE	■	■	■	■	■	■	■	■	●
NSYTRV352*	■	■	■	■	■	■	-	-	●
NSYTRV352PE	■	■	■	■	■	■	-	-	●
NSYTRV502*	■	■	●	■	■	■	■	■	●
NSYTRV502PE	■	●	-	■	■	■	■	■	●
NSYTRV702	■	■	●	●	●	●	●	●	●
NSYTRV952BB	■	■	-	-	-	■	-	-	●
NSYTRV952BC	■	■	-	-	-	■	-	-	●
NSYTRV1502BB	■	■	-	-	-	●	-	-	●
NSYTRV42SC	■	■	-	-	-	-	-	-	●
NSYTRV42ST*	■	■	-	-	-	-	-	-	●
NSYTRV42SCD	■	■	-	-	-	-	-	-	●
NSYTRV42TB	■	■	-	-	-	-	-	-	●
NSYTRV162SF	■	■	-	-	-	-	■	●	●
NSYTRV42SF5	■	■	-	-	-	-	-	-	●
NSYTRV42SF5LD	■	■	-	-	-	-	-	-	●
NSYTRV42SF5LA	■	■	-	-	-	-	-	-	●
NSYTRV42SF6	■	■	-	-	-	-	-	-	●
NSYTRV42SF6LD	■	■	-	-	-	-	-	-	●
NSYTRV42SF6LA	■	■	-	-	-	-	-	-	●
NSYTRV62TT	■	■	-	-	-	-	-	-	●
NSYTRV62TTD	■	■	-	-	-	-	-	-	●
NSYTRV62TTPE	■	■	-	-	-	-	-	-	●
NSYTRV22M*	●	●	●	●	●	-	-	-	●
NSYTRV22MPE	●	●	●	●	●	-	-	-	●
NSYTRV42M*	●	●	●	●	●	-	-	-	●
NSYTRV42MPE	●	●	●	●	●	-	-	-	●
NSYTRR22*	■	■	●	■	■	■	■	■	●
NSYTRR22PE	■	■	●	■	■	■	■	■	●
NSYTRR23*	■	■	●	■	■	■	■	■	●
NSYTRR23PE	■	■	●	■	■	■	■	■	●
NSYTRR24*	■	■	●	■	■	■	■	■	●
NSYTRR24PE	■	■	●	■	■	■	■	■	●
NSYTRR24D*	■	■	●	●	●	■	■	■	●
NSYTRR24DPE	■	■	●	●	●	■	■	■	●

RoHS compliant

■ Certified product
● Certification pending

*The same certifications apply for any of the color variants of this terminal block, added as a suffix: AR, BK, BL, GN, RD, WH.

Linergy TR
Introduction

Certification

Catalog numbers	UL	CSA	VDE	ATEX	IECEx	GL	LR	DNV	GOST
NSYTRR26T*	■	■	●	-	-	●	●	-	●
NSYTRR42*	■	■	●	■	■	■	■	■	●
NSYTRR42PE	■	■	●	■	■	■	■	■	●
NSYTRR43*	■	■	●	■	■	■	■	■	●
NSYTRR43PE	■	■	●	■	■	■	■	■	●
NSYTRR44*	■	■	●	■	■	■	■	■	●
NSYTRR44PE	■	■	●	■	■	■	■	■	●
NSYTRR44D*	■	●	●	●	●	■	■	■	●
NSYTRR44DPE	■	■	●	●	●	■	■	■	●
NSYTRR62*	■	■	●	■	■	■	■	■	●
NSYTRR62PE	■	■	●	■	■	■	■	■	●
NSYTRR102*	■	■	●	■	■	■	■	■	●
NSYTRR102PE	■	■	●	■	■	■	■	■	●
NSYTRR162*	■	■	●	■	■	■	■	■	●
NSYTRR162PE	■	■	●	■	■	■	■	■	●
NSYTRR63	■	■	●	■	■	■	■	■	●
NSYTRR22SC*	■	■	-	-	-	-	-	-	●
NSYTRR23SC*	■	■	-	-	-	-	-	-	●
NSYTRR24SCD	■	■	-	-	-	-	-	-	●
NSYTRR22TB	■	■	-	-	-	-	-	-	●
NSYTRR23TB	■	■	-	-	-	-	-	-	●
NSYTRR22M*	■	■	●	●	●	-	-	-	●
NSYTRR22MPE	■	■	●	●	●	-	-	-	●
NSYTRR24M*	■	■	●	●	●	-	-	-	●
NSYTRR24MFF	■	■	●	●	●	-	-	-	●
NSYTRR22MF*	■	■	●	●	●	-	-	-	●
NSYTRR22MFF	■	■	●	●	●	-	-	-	●
NSYTRR24MF*	■	■	●	●	●	-	-	-	●
NSYTRR22MP*	■	■	●	●	●	-	-	-	●
NSYTRR24MP*	■	■	●	●	●	-	-	-	●
NSYTRP22*	■	■	■	■	■	■	■	●	●
NSYTRP22PE	■	■	■	■	■	■	■	●	●
NSYTRP23*	■	■	■	■	■	■	■	●	●
NSYTRP23PE	■	■	■	■	■	■	■	●	●
NSYTRP24*	■	■	■	■	■	■	■	●	●
NSYTRP24PE	■	■	■	■	■	■	■	●	●
NSYTRP24D*	■	■	■	-	-	■	■	●	●
NSYTRP24DPE	■	■	■	-	-	■	■	●	●
NSYTRP42*	■	■	●	■	■	■	●	●	●
NSYTRP42PE	■	■	●	■	■	■	●	●	●
NSYTRP43*	■	■	●	■	■	■	●	●	●
NSYTRP43PE	■	■	●	■	■	■	●	●	●
NSYTRP44*	■	■	●	■	■	■	●	●	●
NSYTRP44PE	■	■	●	■	■	■	●	●	●
NSYTRP22SC	■	■	●	-	-	■	■	-	●
NSYTRP23SC	■	■	●	-	-	■	■	-	●
NSYTRP24SC	■	■	●	-	-	■	■	-	●
NSYTRP22TB	■	■	●	-	-	■	■	-	●
NSYTRP42TB	■	■	●	-	-	■	-	-	●
NSYTRH12	■	■	-	■	■	-	-	-	●
NSYTRH12PE	■	●	-	■	■	-	-	-	●
NSYTRH13	■	●	-	■	■	-	-	-	●
NSYTRH22	■	■	-	■	■	-	-	-	●

RoHS compliant

■ Certified product
● Certification pending

*The same certifications apply for any of the color variants of this terminal block, added as a suffix: AR, BK, BL, GN, RD, WH.

ATEX Directive

The ATEX Directive

All devices and equipment intended for use in potentially explosive atmospheres created by the presence of flammable gases, vapors or dusts must conform to the requirements of European Directive 94/9/CE, more generally known as the ATEX 100a directive. ATEX is derived from the French term “ATmosphère EXplosible” (explosive atmosphere).

Standards EN 50014, EN 50019, and EN 50281-1-1 apply to terminal blocks in hazardous areas, requiring increased safety (EEx e).

Meaning of markings

In compliance with the ATEX 100a directive, the markings on Linergy terminal blocks have the following meaning:

XXX	Identification number of the Notified Body
Ex	Use of the equipment in a potentially explosive atmosphere
II	Device group: II = Surface industries
2	Device category: 2 = Zone 1 (gas) - Zone 21 (dust)
GD	Type of explosive atmosphere: G = (gas), D = (dust)
EEx	Equipment conforming to the type of protection specified by CENELEC
e	Type of protection: e = increased safety

Reduction jumpers with NSYTRV screw terminal blocks

Supply		Pick-off		Single-sided supply	Central supply	Reduction jumper
Terminal block	Cross-section (mm²)	Terminal block	Cross-section (mm²)	Imax [A]	Imax [A]	
NSYTRV42	4	**NSYTRV22**	2.5	24	24	**NSYTRAL22**
NSYTRV62	6	**NSYTRV22**	2.5	40	56	**NSYTRALV62**
		NSYTRV42	4	45	56	
		NSYTRR22	2.5	40	56	**NSYTRALVR62**
		NSYTRR42	4	45	56	
		NSYTRP22	2.5	40	56	
		NSYTRH12	1.5	35	56	
		NSYTRH22	2.5	40	56	
NSYTRV102	10	**NSYTRV22**	2.5	40	65	**NSYTRALV102**
		NSYTRV42	4	45	65	
		NSYTRR22	2.5	40	65	**NSYTRALVR102**
		NSYTRR42	4	45	65	
		NSYTRP22	2.5	40	65	
		NSYTRH12	1.5	35	65	
		NSYTRH22	2.5	40	65	
NSYTRV162	16	**NSYTRV22**	2.5	40	80	**NSYTRALV162**
		NSYTRV42	4	45	90	
		NSYTRR22	2.5	40	80	**NSYTRALVR162**
		NSYTRR42	4	45	90	
		NSYTRP22	2.5	40	80	
		NSYTRH12	1.5	35	70	
		NSYTRH22	2.5	40	80	
NSYTRV352	35	**NSYTRV22**	2.5	40	80	**NSYTRALV352**
		NSYTRV42	4	45	90	
		NSYTRR22	2.5	40	80	**NSYTRALVR352**
		NSYTRR42	4	45	90	
		NSYTRP22	2.5	40	80	
		NSYTRH12	1.5	35	70	
		NSYTRH22	2.5	40	80	

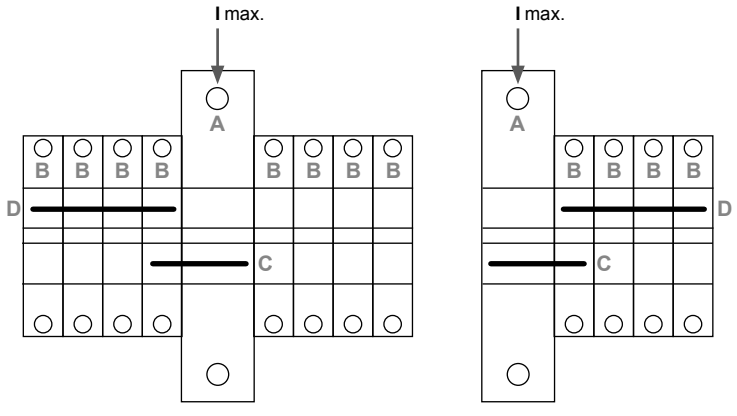

Central supply **Single-sided supply**

A Supply terminal block
B Pick-off terminal block
C Reduction jumper
D Jumper

Reduction jumpers allow you to connect standard terminal blocks of the Linergy TR range to different nominal cross-sections and connection technologies. Power feeds with large cross-sections can be easily distributed among several smaller output terminal blocks. The connection technologies and the connected cross-sections must be taken into consideration when selecting a suitable reduction jumper. Use the tables on this and the following page to determine the appropriate reduction jumper and the maximum permissible jumper current for a single-sided and central power feed.

Reduction jumpers with NSYTRR spring or NSYTRP push-in terminal blocks

Supply		Pick-off		Single-sided supply	Central supply	Reduction jumper
Terminal block	Cross-section (mm²)	Terminal block	Cross-section (mm²)	Imax [A]	Imax [A]	
NSYTRR42 **NSYTRP42**	4	**NSYTRR22**	2.5	40	40	**NSYTRAL22**
		NSYTRP22	2.5	40	40	
		NSYTRH12	1.5	35	40	
		NSYTRH22	2.5	40	40	**NSYTRAL42**
NSYTRR62	6	**NSYTRR22**	2.5	40	56	**NSYTRALR62**
		NSYTRR42	4	45	56	
		NSYTRP22	2.5	40	56	
		NSYTRH12	1.5	35	56	
		NSYTRH22	2.5	40	56	
NSYTRR102	10	**NSYTRR22**	2.5	40	56	**NSYTRALR102**
		NSYTRR42	4	45	56	
		NSYTRP22	2.5	40	56	
		NSYTRH12	1.5	35	56	
		NSYTRH22	2.5	40	56	
NSYTRR162	16	**NSYTRR22**	2.5	40	56	**NSYTRALR162**
		NSYTRR42	4	45	56	
		NSYTRP22	2.5	40	56	
		NSYTRH12	1.5	35	56	
		NSYTRH22	2.5	40	56	

Screw terminal blocks
Contents



Passthrough 20



Lug-lug / Lug-connector 22



Grounding type 24



Double deck 26



Blade isolator and component carrier 30



Measuring 32



Miniature 34

Linergy TR
Selection guide: Screw terminal blocks
Passthrough

		Passthrough				
		Passthrough				
						
	Nominal c.s.a: mm²	2.5	4	6	10 and 16	35 to 70
Number of poles	1 - 1 x 1	**NSYTRV22**	**NSYTRV42**	**NSYTRV62**	**NSYTRV102** **NSYTRV162**	**NSYTRV352** **NSYTRV502** **NSYTRV702**
	2 - 1 x 1	-	-	-	-	-
	3 - 1 x 1	-	-	-	-	-
	5 - 1 x 1	-	-	-	-	-
	10 - 1 x 1	-	-	-	-	-
	1 - 1 x 2	-	-	-	-	-
	1 - 2 x 2	-	-	-	-	-
	With LED	-	-	-	-	-
Colors	Grey	**NSYTRV22**	**NSYTRV42**	**NSYTRV62**	**NSYTRV102** **NSYTRV162**	**NSYTRV352** **NSYTRV502** **NSYTRV702**
	Blue	**NSYTRV22BL**	**NSYTRV42BL**	**NSYTRV62BL**	**NSYTRV102BL** **NSYTRV162BL**	**NSYTRV352BL** **NSYTRV502BL**
	Green/yellow (grounding block)	-	-	-	-	-
	Orange	**NSYTRV22AR**	**NSYTRV42AR**	-	-	-
	Red	**NSYTRV22RD**	**NSYTRV42RD**	-	-	-
	Green	-	**NSYTRV42GN**	-	-	-
	White	**NSYTRV22WH**	**NSYTRV42WH**	-	-	-
	Black	-	**NSYTRV42BK**	-	-	-
Mounting on	35 mm	■	■	■	■	■
	35 mm	■	■	■	■	■
	15 mm	-	-	-	-	-
See pages		20	20	20	21	20/22



Snap-on grounding blocks

Grounding terminal blocks are simply snapped onto the DIN rail to make contact. This mechanically and electrically efficient connection meets all the requirements of standard IEC 60947-7-2.

Linergy TR

Selection guide: Screw terminal blocks

Lug-lug Lug-connector, Grounding type

		Lug-lug Lug-connector	Grounding type			
						
	Nominal c.s.a: mm²	95 and 150	2.5	4	6 and 10	16 to 50
Number of poles	1 - 1 x 1	**NSYTRV952BB** **NSYTRV952BC** **NSYTRV1502BB**	**NSYTRV22PE**	**NSYTRV42PE**	**NSYTRV62PE** **NSYTRV102PE**	**NSYTRV162PE** **NSYTRV352PE** **NSYTRV502PE**
	2 - 1 x 1	-	-	-	-	-
	3 - 1 x 1		-	-	-	-
	5 - 1 x 1	-	-	-	-	-
	10 - 1 x 1	-	-	-	-	-
	1 - 1 x 2	-	-	**NSYTRV43PE**	-	-
	1 - 2 x 2	-	-	**NSYTRV44PE**	-	-
	With LED	-	-	-	-	-
Colors	Grey	**NSYTRV952BB** **NSYTRV952BC** **NSYTRV1502BB**	-	-	-	-
	Blue	-	-	-	-	-
	Green/yellow (grounding block)	-	■	■	■	■
	Orange	-	-	-	-	-
	Red	-	-	-	-	-
	Green	-	-	-	-	-
	White	-	-	-	-	-
	Black	-	-	-	-	-
Mounting on	35 mm	■	■	■	■	■
	35 mm	■	■	■	■	■
	15 mm	-	-	-	-	-
See pages		22/23	24	24	24/25	25

Linergy TR

Selection guide: Screw terminal blocks

Double deck, Blade isolator and Component carrier

		Double deck		Blade isolator	Component carrier	
		Multi-pole	**Double deck**	**Blade isolator**	**Fused**	**Removable carrier**
						
	Nominal c.s.a: mm²	4	2.5 and 4	4	4 and 16	4
Number of poles	1 - 1 x 1	-	-	**NSYTRV42SC** **NSYTRV42ST**	**NSYTRV42SF5** **NSYTRV42SF6** **NSYTRV162SF**	**NSYTRV42TB**
	2 - 1 x 1	-	**NSYTRV24D** **NSYTRV44D**	**NSYTRV42SCD**	-	-
	3 - 1 x 1	-	**NSYTRV26T**	-	-	-
	5 - 1 x 1	-	-	-	-	-
	10 - 1 x 1	-	-	-	-	-
	1 - 1 x 2	**NSYTRV43**	-	-	-	-
	1 - 2 x 2	**NSYTRV44**	-	-	-	-
	With LED	-	-	-	**NSYTRV42SF5LD** **NSYTRV42SF6LD**	-
Colors	Grey	**NSYTRV43** **NSYTRV44**	**NSYTRV24D** **NSYTRV44D** **NSYTRV26T**	**NSYTRV42SC** **NSYTRV42ST** **NSYTRV42SCD**	-	**NSYTRV42TB**
	Blue	-	-	■	-	-
	Green/yellow (grounding block)	**NSYTRV43PE** **NSYTRV44PE**	**NSYTRV24DPE** **NSYTRV44DPE**	-	-	-
	Orange	■	-	**NSYTRV42STAR**	-	-
	Red	■	-	-	-	-
	Green	-	-	-	-	-
	White	-	-	-	-	-
	Black	■	-	-	**NSYTRV42SF5** **NSYTRV42SF6** **NSYTRV162SF** **NSYTRV42SF5LD** **NSYTRV42SF6LD**	-
Mounting on	35 mm	■	■	■	■	■
	35 mm	■	■	■	■	■
	15 mm	-	-	-	-	-
See pages		26	27	30	31	30



Flexible plug-in jumper system

The **NSYTRAL*** plug-in jumpers allow potential distribution to be implemented quickly. All terminals have two jumper shafts to make flexible chain jumpers, reduction jumpers or jumpers between nonadjacent terminal blocks possible.
The reduction jumper permits simple connection of terminal blocks with different nominal cross-sections (for example, an **NSYTRV102** terminal connected to an **NSYTRV22** terminal). This way the power distribution terminal blocks can be quickly set up.

Linergy TR
Selection guide: Screw terminal blocks
Measuring, Miniature

		Measuring	Miniature
			Passthrough
			
	Nominal c.s.a: mm²	6	2.5 and 4
Number of poles	1 - 1 x 1	**NSYTRV62TTD**	**NSYTRV22M** **NSYTRV42M**
	2 - 1 x 1	-	
	3 - 1 x 1	-	
	5 - 1 x 1	-	
	10 - 1 x 1	-	
	1 - 1 x 2	-	
	1 - 2 x 2	-	
	With LED	-	-
Colors	Grey	**NSYTRV62TTD**	**NSYTRV22M** **NSYTRV42M**
	Blue	-	**NSYTRV22MBL** **NSYTRV42MBL**
	Green/yellow (grounding block)	**NSYTRV62TTPE**	**NSYTRV22MPE** **NSYTRV42MPE**
	Orange	-	-
	Red	-	-
	Green	-	-
	White	-	-
	Black	-	-
Mounting on	35 mm	■	-
	35 mm	■	-
	15 mm	-	■
See pages		32	34/35

Linergy TR
Screw terminal blocks
Passthrough

Passthrough





		NSYTRV22	NSYTRV42	NSYTRV62
Nominal c.s.a.: mm²		2.5	4	6
	Type of block	Passthrough	Passthrough	Passthrough
	Type of connection	1 pole - 1 x 1	1 pole - 1 x 1	1 pole - 1 x 1
	Color	Grey	Grey	Grey
Max. electric values (Umax, Imax)		1000 V, 32 A	1000 V, 41 A	1000 V, 57 A
Approximate dimensions: mm (in.)				
	Length	47.7 (1.88)	47.7 (1.88)	47.7 (1.88)
	Height	47.5 (1.87)	47.5 (1.87)	47.5 (1.87)
	Width	5.2 (0.21)	6.2 (0.24)	8.2 (0.32)
Cabling c.s.a.: mm²		2.5	4	6
	Flexible cable	0.14 - 4	0.14 - 6	0.2 - 10
	Solid cable	0.14 - 4	0.14 - 6	0.2 - 10
Nominal electric values				
	IEC/EN 60947-7-1	1000 V, 24 A	1000 V, 32 A	1000 V, 41 A
	UL	600 V, 20 A, 26 - 12 AWG	600 V, 30 A, 26 - 10 AWG	600 V, 50 A, 24 - 8 AWG
	CSA	600 V, 20 A, 26 - 12 AWG	600 V, 30 A, 26 - 10 AWG	600 V, 50 A, 24 - 8 AWG
	ATEX	690 V, 22 A	690 V, 30 A	690 V, 40 A
Certifications		UL File E87739 CNN XCFR2, CSA File 256444 Class 6228-01, VDE, ATEX, IECEx, GL, LR, DNV, GOST	UL File E87739 CNN XCFR2, CSA File 256444 Class 6228-01, VDE, ATEX, IECEx, GL, LR, DNV, GOST	UL File E87739 CNN XCFR2, CSA File 256444 Class 6228-01, VDE, ATEX, IECEx, GL, LR, DNV, GOST

Terminal blocks							
		Sold in lots of	**Catalog number**	**Sold in lots of**	**Catalog number**	**Sold in lots of**	**Catalog number**
	Grey	50	**NSYTRV22**	50	**NSYTRV42**	50	**NSYTRV62**
	Blue	50	**NSYTRV22BL**	50	**NSYTRV42BL**	50	**NSYTRV62BL**
	Orange	50	**NSYTRV22AR**	50	**NSYTRV42AR**	-	-
	Red	50	**NSYTRV22RD**	50	**NSYTRV42RD**	-	-
	Green	-	-	-	**NSYTRV42GN**	-	-
	White	50	**NSYTRV22WH**	50	**NSYTRV42WH**	-	-
	Black	-	-	-	**NSYTRV42BK**	-	-
Accessories							
End stop	Clip-on, 5.2 mm	50	**NSYTRAAB35**	50	**NSYTRAAB35**	50	**NSYTRAAB35**
for 35 mm DIN rail	With screw, 9.5 mm	50	**NSYTRAABV35**	50	**NSYTRAABV35**	50	**NSYTRAABV35**
End plate,	Grey	50	**NSYTRAC22**	50	**NSYTRAC22**	50	**NSYTRAC22**
width 2.2 mm	Blue	50	**NSYTRAC22BL**	50	**NSYTRAC22BL**	50	**NSYTRAC22BL**
Partition plate,	Grey	50	**NSYTRAP22**	50	**NSYTRAP22**	50	**NSYTRAP22**
width 2 mm	Blue	50	**NSYTRAP22BL**	50	**NSYTRAP22BL**	50	**NSYTRAP22BL**
Plug-in jumper	2-pole	50	**NSYTRAL22**	50	**NSYTRAL42**	10	**NSYTRAL62**
Red	3-pole	50	**NSYTRAL23**	50	**NSYTRAL43**	10	**NSYTRAL63**
	4-pole	50	**NSYTRAL24**	50	**NSYTRAL44**	-	-
	5-pole	50	**NSYTRAL25**	50	**NSYTRAL45**	-	-
	10-pole	10	**NSYTRAL210**	10	**NSYTRAL410**	10	**NSYTRAL610**
	20-pole	10	**NSYTRAL220**	10	**NSYTRAL420**	-	-
Blue	10-pole	10	**NSYTRAL210BL**	10	**NSYTRAL410BL**	10	**NSYTRAL610BL**
Grey	10-pole	10	**NSYTRAL210GR**	10	**NSYTRAL410GR**	10	**NSYTRAL610GR**
Reduction jumper,	Screw to screw terminal	-	-	-	-	10	**NSYTRALV62**
down to 2.5/4 mm²	Screw to spring terminal	-	-	-	-	10	**NSYTRALVR62**
Vertical jumper	1-pole	-	-	-	-	-	-
Pick-off terminal	Grey	-	-	-	-	-	-
Test plug	Metallic part, Ø 2.3 mm	10	**NSYTRAATM1**	10	**NSYTRAATM1**	10	**NSYTRAATM1**
	Insulating sleeve, red	10	**NSYTRAATP1**	10	**NSYTRAATP1**	10	**NSYTRAATP1**
Test adapter	For plug-in jumper shaft	10	**NSYTRAFT**	10	**NSYTRAFT**	10	**NSYTRAFT**
Terminal cover	Yellow	10	**NSYTRACS2**	10	**NSYTRACS4**	10	**NSYTRACS6**
Marker tag holder	For ●AB35 end stop	100	**NSYTRASB4**	100	**NSYTRASB4**	100	**NSYTRASB4**
DIN rail 35 x 7.2 mm	Perforated, 2 m long	20	**NSYSDR200BD**	20	**NSYSDR200BD**	20	**NSYSDR200BD**
Marking accessories		See page 74					

General data				
	Strip length: mm (in.)	9 (0.35)	9 (0.35)	10 (0.39)
	Screw thread	M3	M3	M4
	Torque: N•m (lb-in)	0.5 - 0.6 (4.43 - 5.31)	0.6 - 0.8 (5.31 - 7.08)	1.5 - 1.8 (13.28 - 15.93)

Linergy TR
Screw terminal blocks
Passthrough

Passthrough






		NSYTRV102	NSYTRV162	NSYTRV352	NSYTRV502
Nominal c.s.a.: mm²		10	16	35	50
	Type of block	Passthrough	Passthrough	Passthrough	Passthrough
	Type of connection	1 pole - 1 x 1	1 pole - 1 x 1	1 pole - 1 x 1	1 pole - 1 x 1
	Color	Grey	Grey	Grey	Grey
Max. electric values (Umax, Imax)		1000 V, 76 A	1000 V, 101 A	1000 V, 125 A	1000 V, 150 A
Approximate dimensions: mm (in.)					
	Length	47.7 (1.88)	55.5 (2.19)	60.2 (2.37)	70.5 (2.78)
	Height	47.5 (1.87)	55 (2.17)	65.7 (2.59)	83.5 (3.29)
	Width	10.2 (0.40)	12.2 (0.48)	16 (0.63)	20 (0.79)
Cabling c.s.a.: mm²		10	16	35	50
	Flexible cable	0.5 - 16	1.5 - 25	1.5 - 50	25 - 70
	Solid cable	0.5 - 16	1.5 - 25	1.5 - 50	16 - 70
Nominal electric values					
	IEC/EN 60947-7-1	1000 V, 57 A	1000 V, 76 A	1000 V, 125 A	1000 V, 150 A
	UL	600 V, 65 A, 20 - 6 AWG	600 V, 85 A, 16 - 4 AWG	600 V, 150 A, 14 - 1/0 AWG	600 V, 150 A, 6 - 1/0 AWG
	CSA	600 V, 65 A, 20 - 6 AWG	600 V, 85 A, 16 - 4 AWG	600 V, 150 A, 14 - 1/0 AWG	600 V, 150 A, 6 - 1/0 AWG
	ATEX	690 V, 54 A	690 V, 73 A	690 V, 126 A	690 V, 137 A
Certifications		UL File E87739 CNN XCFR2, CSA File 256444 Class 6228-01, VDE, ATEX, IECEx, GL, LR, DNV, GOST	UL File E87739 CNN XCFR2, CSA File 256444 Class 6228-01, VDE, ATEX, IECEx, GL, LR, DNV, GOST	UL File E87739 CNN XCFR2, CSA File 256444 Class 6228-01, VDE, ATEX, IECEx, GL, GOST	UL File E87739 CNN XCFR2, CSA File 256444 Class 6228-01, VDE, ATEX, IECEx, GL, LR, DNV, GOST
Terminal blocks					
		Sold in lots of / **Catalog number**	**Sold in lots of** / **Catalog number**	**Sold in lots of** / **Catalog number**	**Sold in lots of** / **Catalog number**
	Grey	50 / **NSYTRV102**	50 / **NSYTRV162**	50 / **NSYTRV352**	10 / **NSYTRV502**
	Blue	50 / **NSYTRV102BL**	50 / **NSYTRV162BL**	50 / **NSYTRV352BL**	10 / **NSYTRV502BL**
	Orange	- / -	- / -	- / -	- / -
	Red	- / -	- / -	- / -	- / -
	Green	- / -	- / -	- / -	- / -
	White	- / -	- / -	- / -	- / -
	Black	- / -	- / -	- / -	- / -
Accessories					
End stop	Clip-on, 5.2 mm	50 / **NSYTRAAB35**	50 / **NSYTRAAB35**	50 / **NSYTRAAB35**	50 / **NSYTRAAB35**
for 35 mm DIN rail	With screw, 9.5 mm	50 / **NSYTRAABV35**	50 / **NSYTRAABV35**	50 / **NSYTRAABV35**	50 / **NSYTRAABV35**
End plate,	Grey	50 / **NSYTRAC22**	50 / **NSYTRAC162**	- / Included	- / Included
width 2.2 mm	Blue	50 / **NSYTRAC22BL**	- / -	- / -	- / -
Partition plate,	Grey	50 / **NSYTRAP22**	- / -	- / -	- / -
width 2 mm	Blue	50 / **NSYTRAP22BL**	- / -	- / -	- / -
Plug-in jumper	2-pole	10 / **NSYTRAL102**	10 / **NSYTRAL162**	10 / **NSYTRAL352**	10 / **NSYTRAL502 ***
Red	3-pole	- / -	- / -	- / -	10 / **NSYTRAL503 ***
	4-pole	- / -	- / -	- / -	- / -
	5-pole	- / -	- / -	- / -	- / -
	10-pole	- / -	- / -	- / -	- / -
	20-pole	- / -	- / -	- / -	- / -
Blue	10-pole	- / -	- / -	- / -	- / -
Grey	10-pole	- / -	- / -	- / -	- / -
Reduction jumper,	Screw to screw terminal	10 / **NSYTRALV102**	10 / **NSYTRALV162**	10 / **NSYTRALV352**	- / -
down to 2.5/4 mm²	Screw to spring terminal	10 / **NSYTRALVR102**	10 / **NSYTRALVR162**	10 / **NSYTRALVR352**	- / -
Vertical jumper	1-pole	- / -	- / -	- / -	- / -
Pick-off terminal	Grey	- / -	10 / **NSYTRAPT16**	10 / **NSYTRAPT35**	- / -
Test plug	Metallic part, Ø 2.3 mm	10 / **NSYTRAATM1**	10 / **NSYTRAATM1**	10 / **NSYTRAATM1**	10 / **NSYTRAATM1**
	Insulating sleeve, red	10 / **NSYTRAATP1**	10 / **NSYTRAATP1**	10 / **NSYTRAATP1**	10 / **NSYTRAATP1**
Test adapter	For plug-in jumper shaft	10 / **NSYTRAFT**	10 / **NSYTRAFT**	10 / **NSYTRAFT**	- / -
Terminal cover	Yellow	10 / **NSYTRACS10**	10 / **NSYTRACS10**	10 / **NSYTRACS10**	10 / **NSYTRACS10**
Marker tag holder	For ● AB35 end stop	100 / **NSYTRASB4**	100 / **NSYTRASB4**	100 / **NSYTRASB4**	100 / **NSYTRASB4**
DIN rail 35 x 7.2 mm	Perforated, 2 m long	20 / **NSYSDR200BD**	20 / **NSYSDR200BD**	20 / **NSYSDR200BD**	20 / **NSYSDR200BD**
Marking accessories		See page 74			
General data					
	Strip length: mm (in.)	10 (0.39)	14 (0.55)	18 (0.71)	24 (0.95)
	Screw thread	M4	M5	M6	M6
	Torque: N•m (lb-in)	1.5 - 1.8 (13.28 - 15.93)	2.5 - 3 (22.13 - 26.55)	3.2 - 3.7 (28.32 - 32.75)	6 - 8 (53.10 - 70.81)

*Screw jumper

Linergy TR
Screw terminal blocks
Passthrough
Lug to Lug

Passthrough Lug to Lug





		NSYTRV702		NSYTRV952BB	
Nominal c.s.a.: mm²		70		95	
	Type of block	Passthrough		Passthrough - lug to lug	
	Type of connection	1 pole - 1 x 1		1 pole - 1 x 1	
	Color	Grey		Grey	
Max. electric values		1000 V, 192 A		1000 V, 232 A	
Approximate dimensions: mm (in.)					
	Length	70.5 (2.78)		110 (4.33)	
	Height	87.5 (3.45)		56 (2.21)	
	Width	20.3 (0.80)		40 (1.58)	
Cabling c.s.a.: mm²		70		95	
	Flexible cable	25 - 70		35 - 95	
	Solid cable	16 - 95		25 - 95	
Nominal electric values					
	IEC/EN 60947-7-1	1000 V, 192 A		1000 V, 232 A	
	UL	600 V, 192 A, 4 - 3/0 AWG		600 V, 230 A, 2 - 4/0 AWG	
	CSA	600 V, 192 A, 4 - 3/0 AWG		600 V, 230 A, 2 - 4/0 AWG	
	ATEX ⓔ	-		-	
Certifications		UL File E87739 CNN XCFR2, CSA File 256444 Class 6228-01, VDE, GL, LR, DNV, GOST		UL File E87739 CNN XCFR2, CSA File 256444 Class 6228-01, GL, GOST	
Terminal blocks					
		Sold in lots of	**Catalog number**	**Sold in lots of**	**Catalog number**
	Grey	10	**NSYTRV702**	10	**NSYTRV952BB**
	Blue	-	-	-	-
Accessories					
End stop	Clip-on, 5.2 mm	50	**NSYTRAAB35**	50	**NSYTRAAB35**
for 35 mm DIN rail	With screw, 9.5 mm	50	**NSYTRAABV35**	50	**NSYTRAABV35**
End plate	Grey	-	Included	-	-
Partition plate	Grey	-	-	10	**NSYTRAC952**
Screw jumper	2-pole	10	**NSYTRAL702**	10	**NSYTRAL952**
	3-pole	-	-	-	-
Test plug	Metallic part, Ø 2.3 mm	10	**NSYTRAATM1**	10	**NSYTRAATM1**
	Insulating sleeve, red	10	**NSYTRAATP1**	10	**NSYTRAATP1**
Test adapter	For plug-in jumper shaft	-	-	-	-
Cover	Grey	-	-	10	**NSYTRACP1**
Marker tag holder	For ● AB35 end stop	100	**NSYTRASB4**	100	**NSYTRASB4**
DIN rail 35 x 7.2 mm	Perforated, 2 m long	20	**NSYSDR200BD**	20	**NSYSDR200BD**
Marking accessories		See page 74			
General data					
	Strip length: mm (in.)	24 (0.95)		29 (1.14)	
	Screw thread	M8		M12	
	Torque: N•m (lb-in)	08 - 10 (70 - 81)		25 - 30 (221.27 - 265.52)	

Linergy TR
Screw terminal blocks
Passthrough
Lug to connector, lug to lug

Passthrough lug to connector, lug to lug





		NSYTRV952BC		NSYTRV1502BB	
Nominal c.s.a.: mm²		95		150	
	Type of block	Passthrough - lug to connector		Passthrough - lug to lug	
	Type of connection	1 pole - 1 x 1		1 pole - 1 x 1	
	Color	Grey		Grey	
Max. electric values		1000 V, 232 A		1000 V, 309 A	
Approximate dimensions: mm (in.)					
	Length	114 (4.49)		119 (4.69)	
	Height	86 (3.39)		100 (3.94)	
	Width	40 (1.58)		46 (1.81)	
Cabling c.s.a.: mm²		95		150	
	Flexible cable	35 - 95		50 - 150	
	Solid cable	25 - 95		35 - 150	
Nominal electric values					
	IEC/EN 60947-7-1	1000 V, 232 A		1000 V, 309 A	
	UL	600 V, 230 A, 2 - 4/0 AWG		600 V, 285 A, 2 - 300 AWG/kcmil	
	CSA	600 V, 230 A, 2 - 4/0 AWG		600 V, 285 A, 2 - 300 AWG/kcmil	
	ATEX	-		-	
Certifications		UL File E87739 CNN XCFR2, CSA File 256444 Class 6228-01, GL, GOST		UL File E87739 CNN XCFR2, CSA File 256444 Class 6228-01, GL	
Terminal blocks					
		Sold in lots of	**Catalog number**	**Sold in lots of**	**Catalog number**
	Grey	10	**NSYTRV952BC**	10	**NSYTRV1502BB**
	Blue	-	-	-	-
Accessories					
End stop	Clip-on, 5.2 mm	50	**NSYTRAAB35**	50	**NSYTRAAB35**
for 35 mm DIN rail	With screw, 9.5 mm	50	**NSYTRAABV35**	50	**NSYTRAABV35**
End plate	Grey	-	-	-	-
Partition plate	Grey	10	**NSYTRAC952**	10	**NSYTRAC952**
Screw jumper	2-pole	10	**NSYTRAL952**	10	**NSYTRAL1502**
	3-pole	-	-	-	-
Test plug	Metallic part, Ø 2.3 mm	10	**NSYTRAATM1**	10	**NSYTRAATM1**
	Insulating sleeve, red	10	**NSYTRAATP1**	10	**NSYTRAATP1**
Test adapter	For plug-in jumper shaft	-	-	-	-
Cover	Grey	10	**NSYTRACP1**	10	**NSYTRACP2**
Marker tag holder	For ● AB35 end stop	100	**NSYTRASB4**	100	**NSYTRASB4**
DIN rail 35 x 7.2 mm	Perforated, 2 m long	20	**NSYSDR200BD**	20	**NSYSDR200BD**
Marking accessories		See page 74			
General data					
	Strip length: mm (in.)	29 (1.14)		29 (1.14)	
	Screw thread	M8	M12	M12	
	Torque: N•m (lb-in)	15 - 20 (132.76 - 177.02)	25 - 30	25 - 30	

Linergy TR
Screw terminal blocks
Grounding type

Grounding type





		NSYTRV22PE	NSYTRV42PE	NSYTRV62PE
Nominal c.s.a.: mm²		2.5	4	6
	Type of block	Grounding type	Grounding type	Grounding type
	Type of connection	1 pole - 1 x 1	1 pole - 1 x 1	1 pole - 1 x 1
	Color	Green/Yellow	Green/Yellow	Green/Yellow
Max. electric values		-	-	-
Approximate dimensions: mm (in.)				
	Length	47.7 (1.88)	47.7 (1.88)	47.7 (1.88)
	Height	47.5 (1.87)	47.5 (1.87)	47.5 (1.87)
	Width	5.2 (0.21)	6.2 (0.24)	8.2 (0.32)
Cabling c.s.a.: mm²		2.5	4	6
	Flexible cable	0.14 - 4	0.14 - 6	0.2 - 10
	Solid cable	0.14 - 4	0.14 - 6	0.2 - 10
Nominal electric values				
	IEC/EN 60947-7-1	-	-	-
	UL	26 - 12 AWG	26 - 10 AWG	24 - 8 AWG
	CSA	26 - 12 AWG	26 - 10 AWG	24 - 8 AWG
	ATEX ⓔ	-	-	-
Certifications		UL File E87739 CNN XCFR2, CSA File 256444 Class 6228-01, VDE, ATEX, IECEx, GL, LR; DNV, GOST	UL File E87739 CNN XCFR2, CSA File 256444 Class 6228-01, VDE, ATEX, IECEx, GL, LR, DNV, GOST	UL File E87739 CNN XCFR2, CSA File 256444 Class 6228-01, VDE, ATEX, IECEx, GL, LR, DNV, GOST

Terminal blocks							
		Sold in lots of	**Catalog number**	**Sold in lots of**	**Catalog number**	**Sold in lots of**	**Catalog number**
	Green/Yellow	50	**NSYTRV22PE**	50	**NSYTRV42PE**	50	**NSYTRV62PE**
Accessories							
End stop	Clip-on, 5.2 mm	50	**NSYTRAAB35**	50	**NSYTRAAB35**	50	**NSYTRAAB35**
for 35 mm DIN rail	With screw, 9.5 mm	50	**NSYTRAABV35**	50	**NSYTRAABV35**	50	**NSYTRAABV35**
End plate,	Grey	50	**NSYTRAC22**	50	**NSYTRAC22**	50	**NSYTRAC22**
width 2.2 mm	Blue	50	**NSYTRAC22BL**	50	**NSYTRAC22BL**	50	**NSYTRAC22BL**
Partition plate,	Grey	50	**NSYTRAP22**	50	**NSYTRAP22**	50	**NSYTRAP22**
width 2 mm	Blue	50	**NSYTRAP22BL**	50	**NSYTRAP22BL**	50	**NSYTRAP22BL**
Plug-in jumper	2-pole	50	**NSYTRAL22**	50	**NSYTRAL42**	10	**NSYTRAL62**
Red	3-pole	50	**NSYTRAL23**	50	**NSYTRAL43**	10	**NSYTRAL63**
	4-pole	50	**NSYTRAL24**	50	**NSYTRAL44**	-	-
	5-pole	50	**NSYTRAL25**	50	**NSYTRAL45**	-	-
	10-pole	10	**NSYTRAL210**	10	**NSYTRAL410**	10	**NSYTRAL610**
	20-pole	10	**NSYTRAL220**	10	**NSYTRAL420**	-	-
Test plug	Metallic part, Ø 2.3 mm	10	**NSYTRAATM1**	10	**NSYTRAATM1**	10	**NSYTRAATM1**
	Insulating sleeve, red	10	**NSYTRAATP1**	10	**NSYTRAATP1**	10	**NSYTRAATP1**
Test adapter	For plug-in jumper shaft	10	**NSYTRAFT**	10	**NSYTRAFT**	10	**NSYTRAFT**
Terminal cover	Yellow	10	**NSYTRACS2**	10	**NSYTRACS4**	10	**NSYTRACS6**
Marker tag holder	For ●AB35 end stop	100	**NSYTRASB4**	100	**NSYTRASB4**	100	**NSYTRASB4**
DIN rail 35 x 7.2 mm	Perforated, 2 m long	20	**NSYSDR200BD**	20	**NSYSDR200BD**	20	**NSYSDR200BD**
Marking accessories		See page 74					

General data				
	Strip length: mm (in.)	9 (0.35)	9 (0.35)	10 (0.39)
	Screw thread	M3	M3	M4
	Torque: N•m (lb-in)	0.5 - 0.6 (4.43 - 5.31)	0.6 - 0.8 (5.31 - 7.08)	1.5 - 1.8 (13.28 - 15.93)

Linergy TR
Screw terminal blocks
Grounding type

Grounding type






		NSYTRV102PE	NSYTRV162PE	NSYTRV352PE	NSYTRV502PE
Nominal c.s.a.: mm²		10	16	35	50
	Type of block	Grounding type	Grounding type	Grounding type	Grounding type
	Type of connection	1 pole - 1 x 1	1 pole - 1 x 1	1 pole - 1 x 1	1 pole - 1 x 1
	Color	Green/Yellow	Green/Yellow	Green/Yellow	Green/Yellow
Max. electric values		-	-	-	-
Approximate dimensions: mm (in.)					
	Length	47.7 (1.88)	55 (2.17)	65.7 (2.59)	70.5 (2.78)
	Height	47.5 (1.87)	55.5 (2.19)	60.2 (2.37)	83.5 (3.29)
	Width	10.2 (0.40)	12.2 (0.48)	16 (0.63)	20 (0.79)
Cabling c.s.a.: in² (mm²)		0.39 (10)	0.63 (16)	1.38 (35)	1.97 (50)
	Flexible cable	0.5 - 16	1.5 - 25	1.5 - 35	25 - 70
	Solid cable	0.5 - 16	1.5 - 25	1.5 - 35	16 - 70
Nominal electric values					
	IEC/EN 60947-7-1	76 A	101 A	125 A	150 A
	UL	20 - 6 AWG	16 - 4 AWG	14 - 1/0 AWG	6 - 1/0 AWG
	CSA	20 - 6 AWG	16 - 4 AWG	14 - 1/0 AWG	6 - 1/0 AWG
	ATEX ⓔ	-	-	-	-
Certifications		UL File E87739 CNN XCFR2, CSA File 256444 Class 6228-01, VDE, ATEX, IECEx, GL, LR; DNV, GOST	UL File E87739 CNN XCFR2, CSA File 256444 Class 6228-01, VDE, ATEX, IECEx, GL, LR, DNV, GOST	UL File E87739 CNN XCFR2, CSA File 256444 Class 6228-01, VDE, ATEX, IECEx, GL, GOST	UL File E87739 CNN XCFR2, CSA Pending, ATEX, IECEx, GL, LR, DNV, GOST
Terminal blocks					
		Sold in lots of	**Catalog number**	**Sold in lots of**	**Catalog number**	**Sold in lots of**	**Catalog number**	**Sold in lots of**	**Catalog number**
	Green/Yellow	50	**NSYTRV102PE**	50	**NSYTRV162PE**	50	**NSYTRV352PE**	50	**NSYTRV502PE**
Accessories									
End stop	Clip-on, 5.2 mm	50	**NSYTRAAB35**	50	**NSYTRAAB35**	50	**NSYTRAAB35**	50	**NSYTRAAB35**
for 35 mm DIN rail	With screw, 9.5 mm	50	**NSYTRAABV35**	50	**NSYTRAABV35**	50	**NSYTRAABV35**	50	**NSYTRAABV35**
End plate,	Grey	50	**NSYTRAC22**	50	**NSYTRAC162**	-	Included	-	Included
width 2.2 mm	Blue	50	**NSYTRAC22BL**	-	-	-	-	-	-
Partition plate,	Grey	50	**NSYTRAP22**	-	-	-	-	-	-
width 2 mm	Blue	50	**NSYTRAP22BL**	-	-	-	-	-	-
Plug-in jumper	2-pole	10	**NSYTRAL102**	10	**NSYTRAL162**	10	**NSYTRAL352**	-	-
Red	3-pole	-	-	-	-	-	-	-	-
	4-pole	-	-	-	-	-	-	-	-
	5-pole	-	-	-	-	-	-	-	-
	10-pole	-	-	-	-	-	-	-	-
	20-pole	-	-	-	-	-	-	-	-
Test plug	Metallic part, Ø 2.3 mm	10	**NSYTRAATM1**	10	**NSYTRAATM1**	10	**NSYTRAATM1**	10	**NSYTRAATM1**
	Insulating sleeve, red	10	**NSYTRAATP1**	10	**NSYTRAATP1**	10	**NSYTRAATP1**	10	**NSYTRAATP1**
Test adapter	For plug-in jumper shaft	10	**NSYTRAFT**	10	**NSYTRAFT**	10	**NSYTRAFT**	10	**NSYTRAFT**
Terminal cover	Yellow	10	**NSYTRACS10**	10	**NSYTRACS10**	10	**NSYTRACS10**	10	**NSYTRACS10**
Marker tag holder	For ●AB35 end stop	100	**NSYTRASB4**	100	**NSYTRASB4**	100	**NSYTRASB4**	100	**NSYTRASB4**
DIN rail 35 x 7.2 mm	Perforated, 2 m long	20	**NSYSDR200BD**	20	**NSYSDR200BD**	20	**NSYSDR200BD**	20	**NSYSDR200BD**
Marking accessories		See page 74							
General data									
	Strip length: mm (in.)	10 (0.39)		14 (0.55)		18 (0.71)		24 (0.95)	
	Screw thread	M4		M5		M6		M6	
	Torque: N•m (lb-in)	1.5 - 1.8 (13.28 - 15.93)		2.5 - 3 (22.13 - 26.55)		3.2 - 3.7 (28.32 - 32.75)		6 - 8 (53.10 - 70.81)	

Linergy TR
Screw terminal blocks
Double deck passthrough

Double deck passthrough





		NSYTRV43		NSYTRV44	
Nominal c.s.a.: mm²		4		4	
	Type of block	Passthrough - multi-pole		Passthrough - multi-pole	
	Type of connection	1 pole - 1 x 2		1 pole - 2 x 2	
	Color	Grey		Grey	
Max. electric values (Umax, Imax)		500 V, 41 A		500 V, 39 A	
Approximate dimensions: mm (in.)					
	Length	57.8 (2.28)		65.4 (2.58)	
	Height	47.5 (1.87)		47.5 (1.87)	
	Width	6.2 (0.24)		6.2 (0.24)	
Cabling c.s.a.: mm²		4		4	
	Flexible cable	0.14 - 6		0.14 - 6	
	Solid cable	0.14 - 6		0.14 - 6	
Nominal electric values					
	IEC/EN 60947-7-1	500 V, 32 A		500 V, 32 A	
	UL	150 V, 30 A, 26 - 10 AWG		150 V, 30 A, 26 - 10 AWG	
	CSA	150 V, 30 A, 26 - 10 AWG		150 V, 30 A, 26 - 10 AWG	
	ATEX	352 V, 29 A		352 V, 29 A	
Certifications		UL File E87739 CNN XCFR2, CSA File 256444 Class 6228-01, ATEX, IECEx, GL, LR, DNV, GOST		UL File E87739 CNN XCFR2, CSA File 256444 Class 6228-01, ATEX, IECEx, GL, LR, DNV, GOST	
Terminal blocks					
		Sold in lots of	**Catalog number**	**Sold in lots of**	**Catalog number**
	Grey	50	**NSYTRV43**	50	**NSYTRV44**
	Blue	50	**NSYTRV43BL**	50	**NSYTRV44BL**
Accessories					
End stop	Clip-on, 5.2 mm	50	**NSYTRAAB35**	50	**NSYTRAAB35**
for 35 mm DIN rail	With screw, 9.5 mm	50	**NSYTRAABV35**	50	**NSYTRAABV35**
End plate,	Grey	50	**NSYTRAC23**	50	**NSYTRAC24**
width 2.2 mm	Grey, partial plate	-	-	-	-
Partition plate,	Grey	50	**NSYTRAP23**	50	**NSYTRAP24**
width 2 mm	Blue	-	-	-	-
Plug-in jumper	2-pole	50	**NSYTRAL42**	50	**NSYTRAL42**
Red	3-pole	50	**NSYTRAL43**	50	**NSYTRAL43**
	4-pole	50	**NSYTRAL44**	50	**NSYTRAL44**
	5-pole	50	**NSYTRAL45**	50	**NSYTRAL45**
	10-pole	10	**NSYTRAL410**	10	**NSYTRAL410**
	20-pole	10	**NSYTRAL420**	10	**NSYTRAL420**
Vertical jumper	1-pole	-	-	-	-
Test plug	Metallic part, Ø 2.3 mm	10	**NSYTRAATM1**	10	**NSYTRAATM1**
	Insulating sleeve, red	10	**NSYTRAATP1**	10	**NSYTRAATP1**
Test adapter	For plug-in jumper shaft	10	**NSYTRAFT**	10	**NSYTRAFT**
Terminal cover	Yellow	10	**NSYTRACS4**	10	**NSYTRACS4**
Marker tag holder	For ●AB35 end stop	100	**NSYTRASB4**	100	**NSYTRASB4**
DIN rail 35 x 7.2 mm	Perforated, 2 m long	20	**NSYSDR200BD**	20	**NSYSDR200BD**
Marking accessories		See page 74			
General data					
	Strip length: mm (in.)	9 (0.35)		9 (0.35)	
	Screw thread	M3		M3	
	Torque: N•m (lb-in)	0.6 - 0.8 (5.31 - 7.08)		0.6 - 0.8 (5.31 - 7.08)	

Linergy TR
Screw terminal blocks
Double deck passthrough

Double deck passthrough





		NSYTRV24D		NSYTRV44D		NSYTRV26T	
Nominal c.s.a.: mm²		2.5		4		2.5	
	Type of block	Passthrough - Double deck		Passthrough - Double deck		Passthrough - Triple deck	
	Type of connection	2 pole - 1 x 1		2 pole - 1 x 1		3 pole - 1 x 1	
	Color	Grey		Grey		Grey	
Max. electric values (Umax, Imax)		500 V, 28 A		800 V, 36 A		500 V, 24 A	
Approximate dimensions: mm (in.)							
	Length	69.9 (2.75)		69.9 (2.75)		90 (3.54)	
	Height	65 (2.56)		65 (2.56)		77.5 (3.05)	
	Width	5.2 (0.21)		6.2 (0.24)		5.2 (0.21)	
Cabling c.s.a.: mm²		2.5		4		2.5	
	Flexible cable	0.14 - 4		0.14 - 6		0.14 - 4	
	Solid cable	0.14 - 4		0.14 - 6		0.14 - 4	
Nominal electric values							
	IEC/EN 60947-7-1	500 V, 24 A		800 V, 30 A		500 V, 20 A	
	UL	600 V, 20 A, 26 - 12 AWG		600 V, 30 A, 26 - 10 AWG		600 V, 20 A, 26 - 12 AWG	
	CSA	600 V, 20 A, 26 - 12 AWG		600 V, 30 A, 26 - 10 AWG		600 V, 20 A, 26 - 12 AWG	
	ATEX ⓔ	352 V, 20 A		440 V, 25.5 A		-	
Certifications		UL File E87739 CNN XCFR2, CSA File 256444 Class 6228-01, ATEX, IECEx, GL, LR, DNV, GOST		UL File E87739 CNN XCFR2, CSA File 256444 Class 6228-01, ATEX, IECEx, GL, LR, DNV, GOST		UL File E87739 CNN XCFR2, CSA File 256444 Class 6228-01, GOST	
Terminal blocks							
		Sold in lots of	**Catalog number**	**Sold in lots of**	**Catalog number**	**Sold in lots of**	**Catalog number**
	Grey	50	**NSYTRV24D**	50	**NSYTRV44D**	50	**NSYTRV26T**
	Blue	50	**NSYTRV24DBL**	50	**NSYTRV44DBL**	-	-
Accessories							
End stop	Clip-on, 5.2 mm	50	**NSYTRAAB35**	50	**NSYTRAAB35**	50	**NSYTRAAB35**
for 35 mm DIN rail	With screw, 9.5 mm	50	**NSYTRAABV35**	50	**NSYTRAABV35**	50	**NSYTRAABV35**
End plate,	Grey	50	**NSYTRACE24**	50	**NSYTRACE24**	50	**NSYTRACE26**
width 2.2 mm	Grey, partial plate	50	**NSYTRACEP24**	50	**NSYTRACEP24**	-	-
Partition plate,	Grey	50	**NSYTRAPE24**	50	**NSYTRAPE24**	-	-
width 2 mm	Blue	-	-	-	-	-	-
Plug-in jumper	2-pole	50	**NSYTRAL22**	50	**NSYTRAL42**	50	**NSYTRAL22**
Red	3-pole	50	**NSYTRAL23**	50	**NSYTRAL43**	50	**NSYTRAL23**
	4-pole	50	**NSYTRAL24**	50	**NSYTRAL44**	50	**NSYTRAL24**
	5-pole	50	**NSYTRAL25**	50	**NSYTRAL45**	50	**NSYTRAL25**
	10-pole	10	**NSYTRAL210**	10	**NSYTRAL410**	10	**NSYTRAL210**
	20-pole	10	**NSYTRAL220**	10	**NSYTRAL420**	10	**NSYTRAL220**
Vertical jumper	1-pole	50	**NSYTRALV24**	50	**NSYTRALV24**	-	-
Test plug	Metallic part, Ø 2.3 mm	10	**NSYTRAATM1**	10	**NSYTRAATM1**	10	**NSYTRAATM1**
	Insulating sleeve, red	10	**NSYTRAATP1**	10	**NSYTRAATP1**	10	**NSYTRAATP1**
Test adapter	For plug-in jumper shaft	10	**NSYTRAFT**	10	**NSYTRAFT**	10	**NSYTRAFT**
Terminal cover	Yellow	10	**NSYTRACS2**	10	**NSYTRACS4**	10	**NSYTRACS2**
Marker tag holder	For ●AB35 end stop	100	**NSYTRASB4**	100	**NSYTRASB4**	100	**NSYTRASB4**
DIN rail 35 x 7.2 mm	Perforated, 2 m long	20	**NSYSDR200BD**	20	**NSYSDR200BD**	20	**NSYSDR200BD**
Marking accessories		See page 74					
General data							
	Strip length: mm (in.)	9 (0.35)		9 (0.35)		9 (0.35)	
	Screw thread	M3		M3		M3	
	Torque: N•m (lb-in)	0.5 - 0.6 (4.43 - 5.31)		0.6 - 0.8 (5.31 - 7.08)		0.5 - 0.6 (4.43 - 5.31)	

Linergy TR
Screw terminal blocks
Double deck grounding type

Double deck grounding type





		NSYTRV43PE		NSYTRV44PE	
Nominal c.s.a.: mm²		4		4	
	Type of block	Grounding type - multi-pole		Grounding type - multi-pole	
	Type of connection	1 pole - 1 x 2		1 pole - 2 x 2	
	Color	Green/Yellow		Green/Yellow	
Max. electric values		-		-	
Approximate dimensions: mm (in.)					
	Length	57.8 (2.28)		65.4 (2.58)	
	Height	47.5 (1.87)		47.5 (1.87)	
	Width	6.2 (0.24)		6.2 (0.24)	
Cabling c.s.a.: mm²		4		4	
	Flexible cable	0.14 - 6		0.14 - 6	
	Solid cable	0.14 - 6		0.14 - 6	
Nominal electric values					
	IEC/EN 60947-7-1	-		-	
	UL	26 - 12 AWG		26 - 12 AWG	
	CSA	26 - 12 AWG		26 - 12 AWG	
	ATEX ⓔ	-		-	
Certifications		UL File E87739 CNN XCFR2, CSA File 256444 Class 6228-01, ATEX, IECEx, GL, LR, DNV, GOST		UL File E87739 CNN XCFR2, CSA File 256444 Class 6228-01, ATEX, IECEx, GL, LR, DNV, GOST	
Terminal blocks					
		Sold in lots of	**Catalog number**	**Sold in lots of**	**Catalog number**
	Green/Yellow	50	**NSYTRV43PE**	50	**NSYTRV44PE**
Accessories					
End stop	Clip-on, 5.2 mm	50	**NSYTRAAB35**	50	**NSYTRAAB35**
for 35 mm DIN rail	With screw, 9.5 mm	50	**NSYTRAABV35**	50	**NSYTRAABV35**
End plate,	Grey	50	**NSYTRAC23**	50	**NSYTRAC24**
width 2.2 mm	Grey, partial plate	-	-	-	-
Partition plate,	Grey	50	**NSYTRAP23**	50	**NSYTRAP24**
width 2 mm	Blue	-	-	-	-
Plug-in jumper	2-pole	50	**NSYTRAL42**	50	**NSYTRAL42**
Red	3-pole	50	**NSYTRAL43**	50	**NSYTRAL43**
	4-pole	50	**NSYTRAL44**	50	**NSYTRAL44**
	5-pole	50	**NSYTRAL45**	50	**NSYTRAL45**
	10-pole	10	**NSYTRAL410**	10	**NSYTRAL410**
	20-pole	10	**NSYTRAL420**	10	**NSYTRAL420**
Test plug	Metallic part, Ø 2.3 mm	10	**NSYTRAATM1**	10	**NSYTRAATM1**
	Insulating sleeve, red	10	**NSYTRAATP1**	10	**NSYTRAATP1**
Test adapter	For plug-in jumper shaft	10	**NSYTRAFT**	10	**NSYTRAFT**
Terminal cover	Yellow	100	**NSYTRACS4**	100	**NSYTRACS4**
Marker tag holder	For ●AB35 end stop	20	**NSYTRASB4**	20	**NSYTRASB4**
DIN rail 35 x 7.2 mm	Perforated, 2 m long	20	**NSYSDR200BD**	20	**NSYSDR200BD**
Marking accessories		See page 74			
General data					
	Strip length: mm (in.)	9 (0.35)		9 (0.35)	
	Screw thread	M3		M3	
	Torque: N•m (lb-in)	0.6 - 0.8 (5.31 - 7.08)		0.6 - 0.8 (5.31 - 7.08)	

Linergy TR
Screw terminal blocks
Double deck grounding type

Double deck grounding type





		NSYTRV24DPE		NSYTRV44DPE	
Nominal c.s.a.: mm²		2.5		4	
	Type of block	Grounding type - Double deck		Grounding type - Double deck	
	Type of connection	1 pole - 2 x 2		1 pole - 2 x 2	
	Color	Green/Yellow		Green/Yellow	
Max. electric values		-		-	
Approximate dimensions: mm (in.)					
	Length	69.9 (2.75)		69.9 (2.75)	
	Height	65 (2.56)		65 (2.56)	
	Width	5.2 (0.21)		6.2 (0.24)	
Cabling c.s.a.: mm²		2.5		4	
	Flexible cable	0.14 - 4		0.14 - 6	
	Solid cable	0.14 - 4		0.14 - 6	
Nominal electric values					
	IEC/EN 60947-7-1	-		-	
	UL	26 - 12 AWG		26 - 10 AWG	
	CSA	26 - 12 AWG		26 - 10 AWG	
	ATEX ⓔ	-		-	
Certifications		UL File E87739 CNN XCFR2, CSA File 256444 Class 6228-01, ATEX, IECEx, GL, LR, DNV, GOST		UL File E87739 CNN XCFR2, CSA File 256444 Class 6228-01, ATEX, IECEx, GL, LR, DNV, GOST	
Terminal blocks					
		Sold in lots of	**Catalog number**	**Sold in lots of**	**Catalog number**
	Green/Yellow	50	**NSYTRV24DPE**	50	**NSYTRV44DPE**
Accessories					
End stop	Clip-on, 5.2 mm	50	**NSYTRAAB35**	50	**NSYTRAAB35**
for 35 mm DIN rail	With screw, 9.5 mm	50	**NSYTRAABV35**	50	**NSYTRAABV35**
End plate,	Grey	50	**NSYTRACE24**	50	**NSYTRACE24**
width 2.2 mm	Grey, partial plate	50	**NSYTRACEP24**	50	**NSYTRACEP24**
Partition plate,	Grey	50	**NSYTRAPE24**	50	**NSYTRAPE24**
width 2 mm	Blue	-	-	-	-
Plug-in jumper	2-pole	50	**NSYTRAL22**	50	**NSYTRAL42**
Red	3-pole	50	**NSYTRAL23**	50	**NSYTRAL43**
	4-pole	50	**NSYTRAL24**	50	**NSYTRAL44**
	5-pole	50	**NSYTRAL25**	50	**NSYTRAL45**
	10-pole	10	**NSYTRAL210**	10	**NSYTRAL410**
	20-pole	10	**NSYTRAL220**	10	**NSYTRAL420**
Test plug	Metallic part, Ø 2.3 mm	10	**NSYTRAATM1**	10	**NSYTRAATM1**
	Insulating sleeve, red	10	**NSYTRAATP1**	10	**NSYTRAATP1**
Test adapter	For plug-in jumper shaft	10	**NSYTRAFT**	10	**NSYTRAFT**
Terminal cover	Yellow	100	**NSYTRACS2**	100	**NSYTRACS4**
Marker tag holder	For ● AB35 end stop	20	**NSYTRASB4**	20	**NSYTRASB4**
DIN rail 35 x 7.2 mm	Perforated, 2 m long	20	**NSYSDR200BD**	20	**NSYSDR200BD**
Marking accessories		See page 74			
General data					
	Strip length: mm (in.)	9 (0.35)		9 (0.35)	
	Screw thread	M3		M3	
	Torque: N•m (lb-in)	0.5 - 0.6 (4.43 - 5.31)		0.6 - 0.8 (5.31 - 7.08)	

Linergy TR
Screw terminal blocks
Blade isolator and component carrier

		Blade isolator				Component carrier	
							
		NSYTRV42SC		**NSYTRV42SCD**		**NSYTRV42TB**	
Nominal c.s.a.: mm²		4		4		4	
	Type of block	Blade isolator		Blade isolator - Double deck		Component carrier	
	Type of connection	1 pole - 1 x 1		2 pole - 1 x 1		1 pole - 1 x 1	
	Color	Grey		Grey		Grey	
Max. electric values (Umax, Imax)		500 V, 20 A		500 V, 38 A		400 V, 20 A	
Approximate dimensions: mm (in.)							
	Length	57.8 (2.28)		69.9 (2.75)		57.8 (2.28)	
	Height	49.1 (1.93)		65 (2.56)		47.5 (1.87)	
	Width	6.2 (0.24)		6.2 (0.24)		6.2 (0.24)	
Cabling c.s.a.: mm²		4		4		4	
	Flexible cable	0.14 - 6		0.14 - 6		0.14 - 6	
	Solid cable	0.14 - 6		0.14 - 6		0.14 - 6	
Nominal electric values							
	IEC/EN 60947-7-1	500 V, 20 A		500 V, 30 A		500 V, 20 A	
	UL	600 V, 16 A, 26 - 10 AWG		300 V, 30 A, 26 - 10 AWG		600 V, 16 A, 26 - 10 AWG	
	CSA	600 V, 16 A, 26 - 10 AWG		300 V, 30 A, 26 - 10 AWG		600 V, 16 A, 26 - 10 AWG	
	ATEX ⓔ	-		-		-	
Certifications		UL File E87739 CNN XCFR2, CSA File 256444 Class 6228-01, GOST		UL File E87739 CNN XCFR2, CSA File 256444 Class 6228-01, GOST		UL File E87739 CNN XCFR2, CSA File 256444 Class 6228-01, GOST	
Terminal blocks							
		Sold in lots of	**Catalog number**	**Sold in lots of**	**Catalog number**	**Sold in lots of**	**Catalog number**
	Grey	50	**NSYTRV42SC**	50	**NSYTRV42SCD**	50	**NSYTRV42TB**
	Grey, with test points	50	**NSYTRV42ST**	-	-	-	-
	Orange, with test points	50	**NSYTRV42STAR**	-	-	-	-
Accessories							
End stop	Clip-on, 5.2 mm	50	**NSYTRAAB35**	50	**NSYTRAAB35**	50	**NSYTRAAB35**
for 35 mm DIN rail	With screw, 9.5 mm	50	**NSYTRAABV35**	50	**NSYTRAABV35**	50	**NSYTRAABV35**
End plate,	Grey	-	Included	50	**NSYTRACE24**	-	Included
width 2.2 mm	Grey, partial plate	-	-	50	**NSYTRACEP24**	-	-
Partition plate,	Grey	50	**NSYTRAP23**	50	**NSYTRAPE24**	50	**NSYTRAP23**
width 2 mm	Blue	-	-	-	-	-	-
Plug-in jumper	2-pole	50	**NSYTRAL42**	50	**NSYTRAL42**	50	**NSYTRAL42**
Red	3-pole	50	**NSYTRAL43**	50	**NSYTRAL43**	50	**NSYTRAL43**
	4-pole	50	**NSYTRAL44**	50	**NSYTRAL44**	50	**NSYTRAL44**
	5-pole	50	**NSYTRAL45**	50	**NSYTRAL45**	50	**NSYTRAL45**
	10-pole	10	**NSYTRAL410**	10	**NSYTRAL410**	10	**NSYTRAL410**
	20-pole	10	**NSYTRAL420**	10	**NSYTRAL420**	10	**NSYTRAL420**
Vertical jumper	1-pole	-	-	-	-	-	-
Removable carrier	For fuse 5 x 20 mm	-	-	-	-	10	**NSYTRASF520**
	For fuse 5 x 20 mm 110 - 250 V LED	-	-	-	-	10	**NSYTRASF520M**
	For fuse 5 x 20 mm 12 - 30 V LED	-	-	-	-	10	**NSYTRASF520B**
	For component	-	-	-	-	10	**NSYTRASV1**
	With 1N4007 diode	-	-	-	-	10	**NSYTRASV2**
Test plug	Metallic part, Ø 2.3 mm	10	**NSYTRAATM1**	10	**NSYTRAATM1**	10	**NSYTRAATM1**
	Insulating sleeve, red	10	**NSYTRAATP1**	10	**NSYTRAATP1**	10	**NSYTRAATP1**
Test adapter	For plug-in jumper shaft	10	**NSYTRAFT**	10	**NSYTRAFT**	10	**NSYTRAFT**
Terminal cover	Yellow	10	**NSYTRACS4**	10	**NSYTRACS4**	10	**NSYTRACS4**
Marker tag holder	For ●AB35 end stop	100	**NSYTRASB4**	100	**NSYTRASB4**	100	**NSYTRASB4**
DIN rail 35 x 7.2 mm	Perforated, 2 m long	20	**NSYSDR200BD**	20	**NSYSDR200BD**	20	**NSYSDR200BD**
Marking accessories		See page 74					
General data							
	Strip length: mm (in.)	9 (0.35)		9 (0.35)		9 (0.35)	
	Screw thread	M3		M3		M3	
	Torque: N•m (lb-in)	0.6 - 0.8 (5.31 - 7.08)		0.6 - 0.8 (5.31 - 7.08)		0.6 - 0.8 (5.31 - 7.08)	

Linergy TR
Screw terminal blocks
Fused terminal block

Fused terminal block





		NSYTRV162SF	NSYTRV42SF5	NSYTRV42SF6
Nominal c.s.a.: mm²		16	4	16
	Type of block	Fused carrier	Lever-type fuse	Lever-type fuse
	Type of connection	1 pole - 1 x 1	1 pole - 1 x 1	1 pole - 1 x 1
	Type of fuse	G-fuse cartridge 5 x 20 mm	G-fuse cartridge 5 x 20 mm	G-fuse cartridge 6.3 x 32 mm
	Color	Black	Black	Black
Max. electric values (Umax, Imax)		500 V, 10 A	500 V, 6.3 A	500 V, 10 A
Approximate dimensions: mm (in.)				
	Length	62 (2.44)	72.5 (2.85)	79 (3.11)
	Height	57.2 (2.25)	56.5 (2.22)	60.5 (2.38)
	Width	12 (0.47)	8.2 (0.32)	10.2 (0.40)
Cabling c.s.a.: in.: mm²		16	4	16
	Flexible cable	0.5 - 16	0.2 - 4	0.5 - 16
	Solid cable	0.5 - 16	0.2 - 4	0.5 - 16
Nominal electric values				
	IEC/EN 60947-7-1	500 V, 10 A	500 V, 6.3 A	500 V, 10 A
	UL	300 V, 20 A, 24 - 6 AWG	600 V, 12 A, 26 - 10 AWG	600 V, 10 A, 26 - 8 AWG
	CSA	300 V, 20 A, 24 - 6 AWG	600 V, 12 A, 26 - 10 AWG	600 V, 10 A, 26 - 8 AWG
	ATEX ⓔ	-	-	-
Certifications		UL File E87739 CNN XCFR2, CSA File 256444 Class 6228-01, LR, DNV, GOST	UL File E87739 CNN XCFR2, CSA File 256444 Class 6228-01, GOST	UL File E87739 CNN XCFR2, CSA File 256444 Class 6228-01 , GOST

		Sold in lots of	Catalog number	Sold in lots of	Catalog number	Sold in lots of	Catalog number
Terminal blocks							
	Black	50	**NSYTRV162SF**	50	**NSYTRV42SF5**	50	**NSYTRV42SF6**
	Black, with light indicator, 12-30 V AC/DC *(1)*	-	-	50	**NSYTRV42SF5LD**	50	**NSYTRV42SF6LD**
	Black, with light indicator, 110-250 V AC/DC *(1)*	-	-	50	**NSYTRV42SF5LA**	50	**NSYTRV42SF6LA**
Accessories							
End stop	Clip-on. 5.2 mm	50	**NSYTRAAB35**	50	**NSYTRAAB35**	50	**NSYTRAAB35**
for 35 mm DIN rail	With screw. 9.5 mm	50	**NSYTRAABV35**	50	**NSYTRAABV35**	50	**NSYTRAABV35**
End plate,	Grey	-	Included	-	Included	-	Included
width 2.2 mm	Grey. partial plate	-	-	-	-	-	-
Vertical jumper	1-pole	-	-	-	-	-	-
Screw jumper	2-pole	10	**NSYTRALF1610**	-	-	-	-
Test plug	Metallic part, Ø 2.3 mm	10	**NSYTRAATM1**	10	**NSYTRAATM1**	10	**NSYTRAATM1**
	Insulating sleeve, red	10	**NSYTRAATP1**	10	**NSYTRAATP1**	10	**NSYTRAATP1**
Test adapter	For plug-in jumper shaft	-	-	-	-	-	-
Terminal cover	Yellow	-	-	-	-	-	-
Marker tag holder	For ● AB35 end stop	100	**NSYTRASB4**	100	**NSYTRASB4**	100	**NSYTRASB4**
DIN rail 35 x 7.2 mm	Perforated, 2 m long	20	**NSYSDR200BD**	20	**NSYSDR200BD**	20	**NSYSDR200BD**
Marking accessories		See page 74					

General data				
	Strip length: mm (in.)	11 (0.43)	8 (0.32)	9 (0.35)
	Screw thread	M4	M3	M3
	Torque: N•m (lb-in)	1.5 - 1.8 (13.28 - 15.93)	0.5 - 0.8 (4.43 - 7.08)	0.6 - 0.8 (5.31 - 7.08)

(1) When voltage is applied within the minimum and maximum limits, the LED will illuminate.

Linergy TR
Screw terminal blocks
Measuring terminals

Measuring terminals





		NSYTRV62TTD		NSYTRV62TT	
Nominal c.s.a.: mm²		6		6	
	Type of block	Blade isolator		Passthrough	
	Type of connection	1 pole - 1 x 1		1 pole - 1 x 1	
	Color	Grey		Grey	
Max. electric values (Umax, Imax)		500 V, 30 A		500 V, 30 A	
Approximate dimensions: mm (in.)					
	Length	100.8 (3.97)		100.8 (3.97)	
	Height	49.6 (1.95)		49.6 (1.95)	
	Width	8.2 (0.32)		8.2 (0.32)	
Cabling c.s.a.: mm²		6		6	
	Flexible cable	0.2 - 10		0.2 - 10	
	Solid cable	0.2 - 10		0.2 - 10	
Nominal electric values					
	IEC/EN 60947-7-1	500 V, 30 A		500 V, 30 A	
	UL	600 V, 30 A. 24 - 8 AWG		600 V, 30 A, 24 - 8 AWG	
	CSA	600 V, 30 A. 24 - 8 AWG		600 V, 30 A, 24 - 8 AWG	
	ATEX	-		-	
Certifications		UL File E87739 CNN XCFR2, CSA File 256444 Class 6228-01, GOST		UL File E87739 CNN XCFR2, CSA File 256444 Class 6228-01, GOST	
Terminal blocks					
		Sold in lots of	**Catalog number**	**Sold in lots of**	**Catalog number**
	Grey	50	**NSYTRV62TTD**	50	**NSYTRV62TT**
	Green/Yellow	-	-	-	-
Accessories					
End stop for 35 mm DIN rail	Clip-on, 5.2 mm	50	**NSYTRAAB35**	50	**NSYTRAAB35**
	With screw, 9.5 mm	50	**NSYTRAABV35**	50	**NSYTRAABV35**
End plate, width 2.2 mm	Grey	50	**NSYTRACT22**	50	**NSYTRACT22**
	Blue	-	-	-	-
Switching jumper, pluggable	2 points	10	**NSYTRASJ2**	10	**NSYTRASJ2**
	3 points	10	**NSYTRASJ3**	10	**NSYTRASJ3**
	4 points	10	**NSYTRASJ4**	10	**NSYTRASJ4**
Plug-in jumper Red	2-pole	10	**NSYTRAL62**	10	**NSYTRAL62**
	3-pole	10	**NSYTRAL63**	10	**NSYTRAL63**
	4-pole	-	-	-	-
	5-pole	-	-	-	-
	10-pole	10	**NSYTRAL610**	10	**NSYTRAL610**
Switching lock	Pluggable	10	**NSYTRASJ6**	10	**NSYTRASJ6**
Test plug	Metallic part, Ø 2.3 mm	10	**NSYTRAATM1**	10	**NSYTRAATM1**
	Insulating sleeve, red	10	**NSYTRAATP1**	10	**NSYTRAATP1**
Test plug adapter For plug-in jumper shaft	Grey	10	**NSYTRAFT**	10	**NSYTRAFT**
	Orange	10	**NSYTRAFTAR**	10	**NSYTRAFTAR**
	Yellow	10	**NSYTRAFTYE**	10	**NSYTRAFTYE**
	Green	10	**NSYTRAFTGN**	10	**NSYTRAFTGN**
Marker tag holder	For ●AB35 end stop	100	**NSYTRASB4**	100	**NSYTRASB4**
DIN rail 35 x 7.2 mm	Perforated, 2 m long	20	**NSYSDR200BD**	20	**NSYSDR200BD**
Marking accessories		See page 74			
General data					
	Strip length: mm (in.)	10 (0.39)		10 (0.39)	
	Screw thread	M4		M4	
	Torque: N•m (lb-in)	1.5 - 1.8 (13.28 - 15.93)		1.5 - 1.8 (13.28 - 15.93)	

Linergy TR
Screw terminal blocks
Measuring terminals

Measuring terminals



		NSYTRV62TTPE	
Nominal c.s.a.: mm²		6	
	Type of block	Grounding type	
	Type of connection	1 pole - 1 x 1	
	Color	Green/Yellow	
Max. electric values (Umax, Imax)		-	
Approximate dimensions: mm (in.)			
	Length	100.8 (3.97)	
	Height	49.6 (1.95)	
	Width	8.2 (0.32)	
Cabling c.s.a.: mm²		6	
	Flexible cable	0.2 - 10	
	Solid cable	0.2 - 10	
Nominal electric values			
	IEC/EN 60947-7-1	-	
	UL	24 - 8 AWG	
	CSA	24 - 8 AWG	
	ATEX ⓔ	-	
Certifications		UL File E87739 CNN XCFR2, CSA File 256444 Class 6228-01, GOST	
Terminal blocks			
		Sold in lots of	**Catalog number**
	Grey	-	-
	Green/Yellow	50	**NSYTRV62TTPE**
Accessories			
End stop for 35 mm DIN rail	Clip-on, 5.2 mm	50	**NSYTRAAB35**
	With screw, 9.5 mm	50	**NSYTRAABV35**
End plate, width 2.2 mm	Grey	50	**NSYTRACT22**
	Blue	-	-
Switching jumper, pluggable	2 points	-	-
	3 points	-	-
	4 points	-	-
Plug-in jumper Red	2-pole	10	**NSYTRAL62**
	3-pole	10	**NSYTRAL63**
	4-pole	-	-
	5-pole	-	-
	10-pole	10	**NSYTRAL610**
Switching lock	Pluggable	-	-
Test plug	Metallic part, Ø 2.3 mm	10	**NSYTRAATM1**
	Insulating sleeve, red	10	**NSYTRAATP1**
Test plug adapter For plug-in jumper shaft	Grey	10	**NSYTRAFT**
	Orange	10	**NSYTRAFTAR**
	Yellow	10	**NSYTRAFTYE**
	Green	10	**NSYTRAFTGN**
Marker tag holder	For ● AB35 end stop	100	**NSYTRASB4**
DIN rail 35 x 7.2 mm	Perforated, 2 m long	20	**NSYSDR200BD**
Marking accessories		See page 74	
General data			
	Strip length: mm (in.)	10 (0.39)	
	Screw thread	M4	
	Torque: N•m (lb-in)	1.5 - 1.8 (13.28 - 15.93)	



Only two **NSYTRV62TTD** measuring transducer terminal blocks are required for a current transformer measuring circuit. This means that less space is required compared to a circuit design using slide-type terminal blocks.



The new **NSYTRV62TT** measuring transducer terminal blocks with screw connection technology are characterised by easy operation and clarity. All switching statuses are instantly clearly visible. Due to the extensive range of flexible accessories, costs and time are saved when executing transducer test circuit tasks.



The longitudinal isolating switch contacts snap into their respective switching state. Imprinted switching symbols provide clarity. The optional switching lock snaps in and helps prevent accidental switching. For simultaneous actuation, two switches can be connected to each other using a connection jumper.



Plug-in switching jumpers can be used to short circuit the current transformer in a particularly convenient and user-friendly way. The switching jumpers can be positioned on either side of the bridge shaft and securely latched in place.

Linergy TR
Screw terminal blocks
Miniature passthrough

Miniature passthrough





		NSYTRV22M		NSYTRV42M	
Nominal c.s.a.: mm²		2.5		4	
	Type of block	Passthrough		Passthrough	
	Type of connection	1 pole - 1 x 1		1 pole - 1 x 1	
	Color	Grey		Grey	
Max. electric values (Umax, Imax)		500 V, 24 A		500 V, 32 A	
Approximate dimensions: mm (in.)					
	Length	30 (1.18)		30 (1.18)	
	Height	34 (1.34)		34 (1.34)	
	Width	5.2 (0.21)		6.2 (0.24)	
Mounting on		NS15 DIN rail		NS15 DIN rail	
Cabling c.s.a.: mm²		2.5		4	
	Flexible cable	0.2 - 2.5		0.2 - 4	
	Solid cable	0.2 - 4		0.2 - 6	
Nominal electric values					
	IEC/EN 60947-7-1	500 V, 24 A		500 V, 32 A	
	UL	600 V, 20 A, 24 - 12 AWG		600 V, 30 A, 24 - 10 AWG	
	CSA	600 V, 20 A, 24 - 12 AWG		600 V, 30 A, 24 - 10 AWG	
	ATEX	500 V, 20 A		500 V, 30 A	
Certifications		UL and CSA Pending, VDE, ATEX, IECEx, GOST		UL and CSA Pending, VDE, ATEX, IECEx, GOST	
Terminal blocks					
		Sold in lots of	**Catalog number**	**Sold in lots of**	**Catalog number**
	Grey	50	**NSYTRV22M**	50	**NSYTRV42M**
	Blue	50	**NSYTRV22MBL**	50	**NSYTRV42MBL**
Accessories					
End stop for 15 mm DIN rail	Clip-on, 5.2 mm	50	**NSYTRAAB15**	50	**NSYTRAAB15**
End plate	Grey	50	**NSYTRACM22**	50	**NSYTRACM22**
Partition plate	Grey	50	**NSYTRAPM22**	50	**NSYTRAPM22**
Plug-in jumper Red	2-pole	50	**NSYTRAL22**	50	**NSYTRAL42**
	3-pole	50	**NSYTRAL23**	50	**NSYTRAL43**
	4-pole	50	**NSYTRAL24**	50	**NSYTRAL44**
	5-pole	50	**NSYTRAL25**	50	**NSYTRAL45**
	10-pole	10	**NSYTRAL210**	10	**NSYTRAL410**
	20-pole	10	**NSYTRAL220**	10	**NSYTRAL420**
Blue	10-pole	10	**NSYTRAL210BL**	10	**NSYTRAL410BL**
Grey	10-pole	10	**NSYTRAL210GR**	10	**NSYTRAL410GR**
Marker tag holder	For ●AB15 end stop	100	**NSYTRASB4**	100	**NSYTRASB4**
DIN rail 15 x 5mm	Perforated, 2m long	10	**NSYTRADR155**	10	**NSYTRADR155**
Marking accessories		See page 74			
General data					
	Strip length: mm (in.)	9 (0.35)		8 (0.31)	
	Screw thread	M3		M3	
	Torque: N•m (lb-in)	0.5 - 0.6 (4.43 - 5.31)		0.6 - 0.8 (5.31 - 7.08)	

Linergy TR
Screw terminal blocks
Miniature grounding type

Miniature grounding type





		NSYTRV22MPE		NSYTRV42MPE	
Nominal c.s.a.: mm²		2.5		4	
	Type of block	Grounding type		Grounding type	
	Type of connection	1 pole - 1 x 1		1 pole - 1 x 1	
	Color	Green/Yellow		Green/Yellow	
Max. electric values (Umax, Imax)		-		-	
Approximate dimensions: mm (in.)					
	Length	30 (1.18)		30 (1.18)	
	Height	34 (1.34)		34 (1.34)	
	Width	5.2 (0.21)		6.2 (0.24)	
Mounting on		NS15 DIN rail		NS15 DIN rail	
Cabling c.s.a.: mm²		2.5		4	
	Flexible cable	0.2 - 2.5		0.2 - 4	
	Solid cable	0.2 - 4		0.2 - 6	
Nominal electric values					
	IEC/EN 60947-7-1	-		-	
	UL	24 - 12 AWG		24 - 10 AWG	
	CSA	24 - 12 AWG		24 - 10 AWG	
	ATEX ⓔ	-		-	
Certifications		UL and CSA Pending, VDE, ATEX, IECEx, GOST		UL and CSA Pending, VDE, ATEX, IECEx, GOST	
Terminal blocks					
		Sold in lots of	**Catalog number**	**Sold in lots of**	**Catalog number**
	Grey	50	**NSYTRV22MPE**	50	**NSYTRV42MPE**
	Blue	-	-	-	-
Accessories					
End stop for 15 mm DIN rail	Clip-on, 5.2 mm	50	**NSYTRAAB15**	50	**NSYTRAAB15**
End plate	Grey	50	**NSYTRACM22**	50	**NSYTRACM22**
Partition plate	Grey	50	**NSYTRAPM22**	50	**NSYTRAPM22**
Plug-in jumper Red	2-pole	-	-	-	-
	3-pole	-	-	-	-
	4-pole	-	-	-	-
	5-pole	-	-	-	-
	10-pole	-	-	-	-
	20-pole	-	-	-	-
Blue	10-pole	-	-	-	-
Grey	10-pole	-	-	-	-
Marker tag holder	For ● AB15 end stop	100	**NSYTRASB4**	100	**NSYTRASB4**
DIN rail 15 x 5mm	Perforated, 2m long	10	**NSYTRADR155**	10	**NSYTRADR155**
Marking accessories		See page 74			
General data					
	Strip length: mm (in.)	9 (0.35)		8 (0.31)	
	Screw thread	M3		M3	
	Torque: N•m (lb-in)	0.5 - 0.6 (4.43 - 5.31)		0.6 - 0.8 (5.31 - 7.08)	

Available June 2013

Spring terminal blocks
Contents

	Selection guide	**38**
	**Passthrough**	**42**
	**Grounding type**	**46**
	**Double deck**	**50**
	**Blade isolator and component carrier**	**52**
	**Miniature**	**54**

Linergy TR
Selection guide: Spring terminal blocks
Passthrough

		Passthrough			
					
	Nominal c.s.a.: mm²	2.5	4	6	10 and 16
Number of poles	1 - 1 x 1	**NSYTRR22**	**NSYTRR42**	**NSYTRR62**	**NSYTRR102** **NSYTRR162**
	1 - 1 x 2	**NSYTRR23**	**NSYTRR43**	**NSYTRR63**	-
	1 - 2 x 2	**NSYTRR24**	**NSYTRR44**	-	-
	1 - 2 x 4	-	-	-	-
	1 - 3 x 3	-	-	-	-
	2 - 1 x 1	-	-	-	-
	2 - 1 x 2	-	-	-	-
	3 - 1 x 1	-	-	-	-
Colors	Grey	**NSYTRR22** **NSYTRR23** **NSYTRR24**	**NSYTRR42** **NSYTRR43** **NSYTRR44**	**NSYTRR62** **NSYTRR63**	**NSYTRR102** **NSYTRR162**
	Blue	**NSYTRR22BL** **NSYTRR23BL** **NSYTRR24BL**	**NSYTRR42BL** **NSYTRR43BL** **NSYTRR44BL**	**NSYTRR62BL**	**NSYTRR102BL** **NSYTRR162BL**
	Green/yellow (grounding block)	-	-	-	-
	Orange	**NSYTRR22AR** **NSYTRR23AR** **NSYTRR24AR**	**NSYTRR42AR** - -	-	-
	Black	-	-	-	-
	With flange	-	-	-	-
Mounting on	35 mm	■	■	■	■
	35 mm	■	■	■	■
	15 mm	-	-	-	-
See pages		42	43	42/43	44



Vertical jumper

The **NSYTRALV24R** vertical jumper offers the option of connecting both levels of the standard double-level **NSYTRR24D** and **NSYTRR44D** terminal blocks.

Linergy TR
Selection guide: Spring terminal blocks
Grounding type

		Grounding type			
					
	Nominal c.s.a.: mm²	2.5	4	6	10 and 16
Number of poles	1 - 1 x 1	**NSYTRR22PE**	**NSYTRR42PE**	**NSYTRR62PE**	**NSYTRR102PE** **NSYTRR162PE**
	1 - 1 x 2	**NSYTRR23PE**	**NSYTRR43PE**	-	-
	1 - 2 x 2	**NSYTRR24PE**	**NSYTRR44PE**	-	-
	1 - 2 x 4	-	-	-	-
	1 - 3 x 3	-	-	-	-
	2 - 1 x 1	-	-	-	-
	2 - 1 x 2	-	-	-	-
	3 - 1 x 1	-	-	-	-
Colors	Grey	-	-	-	-
	Blue	-	-	-	-
	Green/yellow (grounding block)	■	■	■	■
	Orange	-	-	-	-
	Black	-	-	-	-
	With flange	-	-	-	-
Mounting on	35 mm	■	■	■	■
	35 mm	■	■	■	■
	15 mm	-	-	-	-
See pages		46	47	48	48

Linergy TR

Selection guide: Spring terminal blocks

Double deck, Blade isolator and Component carrier

		Double deck	Blade isolator	Component type
		Passthrough	**Blade isolator**	**Removable carrier**
				
	Nominal c.s.a.: mm²	2.5 and 4	2.5	2.5
Number of poles	1 - 1 x 1	-	**NSYTRR22SC**	**NSYTRR22TB**
	1 - 1 x 2	-	**NSYTRR23SC**	**NSYTRR23TB**
	1 - 2 x 2	-	-	-
	1 - 2 x 4	-	-	-
	1 - 3 x 3	-	-	-
	2 - 1 x 1	**NSYTRR24D** **NSYTRR44D**	**NSYTRR24SCD**	-
	2 - 1 x 2		-	-
	3 - 1 x 1	**NSYTRR26T**	-	-
Colors	Grey	**NSYTRR24D** **NSYTRR44D** **NSYTRR26T**	**NSYTRR22SC** **NSYTRR23SC** **NSYTRR24SCD**	**NSYTRR22TB** **NSYTRR23TB**
	Blue	**NSYTRR24DBL** **NSYTRR44DBL** **NSYTRR26TBL**	-	-
	Green/yellow (grounding block)	**NSYTRR24DPE** **NSYTRR44DPE**	-	-
	Orange	-	**NSYTRR22SCAR** **NSYTRR23SCAR**	-
	Black	-	-	-
	With flange	-	-	-
Mounting on	35 mm	x	■	■
	35 mm	x	■	■
	15 mm	-	-	-
See pages		50	52	53



Miniature teminal blocks with maximum usage

Due to their space-saving design, mini spring-cage terminal blocks are ideal for wiring in extremely restricted spaces.
The generous connection space enables fast wiring of both stranded and solid conductors.
They can be mounted on NS 15 DIN rail or directly mounted using screw flange or engagement pins.

Linergy TR
Selection guide: Spring terminal blocks
Miniature

		Miniature		
		DIN rail mounting	Direct mounting	Pin mounting
				
	Nominal c.s.a.: mm²	2.5	2.5	2.5
Number of poles	1 - 1 x 1	**NSYTRR22M**	**NSYTRR22MF**	**NSYTRR22MP**
	1 - 1 x 2			-
	1 - 2 x 2	**NSYTRR24M**	**NSYTRR24MF**	**NSYTRR22MP**
	1 - 2 x 4			
	1 - 3 x 3			
	2 - 1 x 1			
	2 - 1 x 2			
	3 - 1 x 1	-	-	
Colors	Grey	**NSYTRR22M** **NSYTRR24M**	**NSYTRR22MF** **NSYTRR24MF**	**NSYTRR22MP** **NSYTRR22MP**
	Blue	**NSYTRR22MBL** **NSYTRR24MBL**	**NSYTRR22MFBL** **NSYTRR24MFBL**	**NSYTRR22MPBL** **NSYTRR22MPBL**
	Green/yellow (grounding block)	**NSYTRR22MPE**	-	-
	Orange	-	-	-
	Black	-	-	-
	With flange	-	**NSYTRR22MFF** **NSYTRR24MFF**	-
Mounting on	35 mm	-		
	35 mm	-		
	15 mm	■		
See pages		54	55	55

Linergy TR
Spring terminal blocks
Passthrough

Passthrough





		NSYTRR22	NSYTRR23	NSYTRR24
Nominal c.s.a.: mm²		2.5	2.5	2.5
	Type of block	Passthrough	Passthrough	Passthrough
	Type of connection	1 pole - 1 x 1	1 pole - 1 x 2	1 pole - 2 x 2
	Color	Grey	Grey	Grey
Max. electric values (Umax, Imax)		800 V, 31 A	800 V, 28 A	800 V, 28 A
Approximate dimensions: mm (in.)				
	Length	48.5 (1.91)	60.5 (2.38)	72 (2.84)
	Height	36.5 (1.44)	36.5 (1.44)	36.5 (1.44)
	Width	5.2 (0.21)	5.2 (0.21)	5.2 (0.21)
Cabling c.s.a.: mm²		2.5	2.5	2.5
	Flexible cable	0.08 - 2.5	0.08 - 2.5	0.08 - 2.5
	Solid cable	0.08 - 4	0.08 - 4	0.08 - 4
Nominal electric values				
	IEC/EN 60947-7-1	800 V, 24 A	800 V, 24 A	800 V, 24 A
	UL	600 V, 20 A, 28 - 12 AWG	600 V, 20 A, 28 - 12 AWG	600 V, 20 A, 28 - 12 AWG
	CSA	600 V, 20 A, 28 - 12 AWG	600 V, 20 A, 28 - 12 AWG	600 V, 20 A, 28 - 12 AWG
	ATEX ⓔ	550 V, 21 A	550 V, 21 A	550 V, 21 A
Certifications		UL File E87739 CNN XCFR2, CSA File 256444 Class 6228-01, VDE, ATEX, IECEx, GL, LR, DNV, GOST	UL File E87739 CNN XCFR2, CSA File 256444 Class 6228-01, VDE, ATEX, IECEx, GL, LR, DNV, GOST	UL File E87739 CNN XCFR2, CSA File 256444 Class 6228-01, VDE, ATEX, IECEx, GL, LR, DNV, GOST

Terminal blocks							
		Sold in lots of	**Catalog number**	**Sold in lots of**	**Catalog number**	**Sold in lots of**	**Catalog number**
	Grey	50	**NSYTRR22**	50	**NSYTRR23**	50	**NSYTRR24**
	Blue	50	**NSYTRR22BL**	50	**NSYTRR23BL**	50	**NSYTRR24BL**
	Orange	50	**NSYTRR22AR**	50	**NSYTRR23AR**	50	**NSYTRR24AR**
Accessories							
End stop	Clip-on, 5.2 mm	50	**NSYTRAAB35**	50	**NSYTRAAB35**	50	**NSYTRAAB35**
for 35 mm DIN rail	With screw, 9.5 mm	50	**NSYTRAABV35**	50	**NSYTRAABV35**	50	**NSYTRAABV35**
End plate,	Grey	50	**NSYTRACR22**	50	**NSYTRACR23**	50	**NSYTRACR24**
width 2.2 mm	Blue	50	**NSYTRACR22BL**	50	**NSYTRACR23BL**	50	**NSYTRACR24BL**
Partition plate,	Grey	50	**NSYTRAPR42**	50	**NSYTRAPR23**	50	**NSYTRAPR24**
width 2 mm	Blue	-	-	-	-	-	-
Plug-in jumper	2-pole	50	**NSYTRAL22**	50	**NSYTRAL22**	50	**NSYTRAL22**
Red	3-pole	50	**NSYTRAL23**	50	**NSYTRAL23**	50	**NSYTRAL23**
	4-pole	50	**NSYTRAL24**	50	**NSYTRAL24**	50	**NSYTRAL24**
	5-pole	50	**NSYTRAL25**	50	**NSYTRAL25**	50	**NSYTRAL25**
	10-pole	10	**NSYTRAL210**	10	**NSYTRAL210**	10	**NSYTRAL210**
	20-pole	10	**NSYTRAL220**	10	**NSYTRAL220**	10	**NSYTRAL220**
Blue	10-pole	10	**NSYTRAL210BL**	10	**NSYTRAL210BL**	10	**NSYTRAL210BL**
Grey	10-pole	10	**NSYTRAL210GR**	10	**NSYTRAL210GR**	10	**NSYTRAL210GR**
Reduction jumper,	Screw to screw terminal	-	-	-	-	-	-
down to 2.5/4 mm²	Spring to spring terminal	-	-	-	-	-	-
Test plug	Metallic part, Ø 2.3 mm	10	**NSYTRAATM1**	10	**NSYTRAATM1**	10	**NSYTRAATM1**
	Insulating sleeve, red	10	**NSYTRAATP1**	10	**NSYTRAATP1**	10	**NSYTRAATP1**
Test adapter	For plug-in jumper shaft	10	**NSYTRAFT**	10	**NSYTRAFT**	10	**NSYTRAFT**
Terminal cover	Yellow	10	**NSYTRACSR2**	10	**NSYTRACSR2**	10	**NSYTRACSR2**
Marker tag holder	For ● AB35 end stop	100	**NSYTRASB4**	100	**NSYTRASB4**	100	**NSYTRASB4**
DIN rail 35 x 7.2 mm	Perforated, 2 m long	20	**NSYSDR200BD**	20	**NSYSDR200BD**	20	**NSYSDR200BD**
Marking accessories		See page 74					
General data							
	Strip length: mm (in.)	10 (0.39)		10 (0.39)		10 (0.39)	

Linergy TR
Spring terminal blocks
Passthrough

Passthrough






		NSYTRR42	NSYTRR43	NSYTRR44	NSYTRR62
Nominal c.s.a.: mm²		4	4	4	6
	Type of block	Passthrough	Passthrough	Passthrough	Passthrough
	Type of connection	1 pole - 1 x 1	1 pole - 1 x 2	1 pole - 2 x 2	1 pole - 1 x 1
	Color	Grey	Grey	Grey	Grey
Max. electric values (Umax, Imax)		800 V, 40 A	800 V, 40 A	800 V, 40 A	1000 V, 52 A
Approximate dimensions: mm (in.)					
	Length	56 (2.21)	71.5 (2.82)	87 (3.43)	69.5 (2.74)
	Height	36.5 (1.44)	36.5 (1.44)	36.5 (1.44)	43.5 (1.71)
	Width	6.2 (0.24)	6.2 (0.24)	6.2 (0.24)	8.2 (0.32)
Cabling c.s.a.: mm²		4	4	4	6
	Flexible cable	0.08 - 4	0.08 - 4	0.08 - 4	0.5 - 6
	Solid cable	0.08 - 6	0.08 - 6	0.08 - 6	0.2 - 10
Nominal electric values					
	IEC/EN 60947-7-1	800 V, 32 A	800 V, 32 A	800 V, 32 A	800 V, 41 A
	UL	600 V, 30 A, 28 -10 AWG	600 V, 30 A, 28 -10 AWG	600 V, 30 A, 28 -10 AWG	600 V, 50 A, 24 - 8 AWG
	CSA	600 V, 30 A, 28 -10 AWG	600 V, 30 A, 28 -10 AWG	600 V, 30 A, 28 -10 AWG	600 V, 50 A, 24 - 8 AWG
	ATEX ⓔ	550 V, 30 A	550 V, 30 A	550 V, 30 A	550 V, 36 A
Certifications		UL File E87739 CNN XCFR2, CSA File 256444 Class 6228-01, VDE, ATEX, IECEx, GL, LR; DNV, GOST	UL File E87739 CNN XCFR2, CSA File 256444 Class 6228-01, VDE, ATEX, IECEx, GL, LR, DNV, GOST	UL File E87739 CNN XCFR2, CSA File 256444 Class 6228-01, VDE, ATEX, IECEx, GL, LR, DNV, GOST	UL File E87739 CNN XCFR2, CSA File 256444 Class 6228-01, VDE, ATEX, IECEx, GL, LR, DNV, GOST
Terminal blocks					
		Sold in lots of	**Catalog number**	**Sold in lots of**	**Catalog number**	**Sold in lots of**	**Catalog number**	**Sold in lots of**	**Catalog number**
	Grey	50	**NSYTRR42**	50	**NSYTRR43**	50	**NSYTRR44**	50	**NSYTRR62**
	Blue	50	**NSYTRR42BL**	50	**NSYTRR43BL**	50	**NSYTRR44BL**	50	**NSYTRR62BL**
	Orange	50	**NSYTRR42AR**	50	-	50	-	-	-
Accessories									
End stop	Clip-on, 5.2 mm	50	**NSYTRAAB35**	50	**NSYTRAAB35**	50	**NSYTRAAB35**	50	**NSYTRAAB35**
for 35 mm DIN rail	With screw, 9.5 mm	50	**NSYTRAABV35**	50	**NSYTRAABV35**	50	**NSYTRAABV35**	50	**NSYTRAABV35**
End plate,	Grey	50	**NSYTRACR42**	50	**NSYTRACR43**	50	**NSYTRACR44**	50	**NSYTRACR62**
width 2.2 mm	Blue	-	-	-	-	-	-	-	-
Partition plate,	Grey	50	**NSYTRAPR42**	-	-	-	-	-	-
width 2 mm	Blue	-	-	-	-	-	-	-	-
Plug-in jumper	2-pole	50	**NSYTRAL42**	50	**NSYTRAL42**	50	**NSYTRAL42**	10	**NSYTRAL62**
Red	3-pole	50	**NSYTRAL43**	50	**NSYTRAL43**	50	**NSYTRAL43**	10	**NSYTRAL63**
	4-pole	50	**NSYTRAL44**	50	**NSYTRAL44**	50	**NSYTRAL44**	-	-
	5-pole	50	**NSYTRAL45**	50	**NSYTRAL45**	50	**NSYTRAL45**	-	-
	10-pole	10	**NSYTRAL410**	10	**NSYTRAL410**	10	**NSYTRAL410**	10	**NSYTRAL610**
	20-pole	10	**NSYTRAL420**	10	**NSYTRAL420**	10	**NSYTRAL420**	-	-
Blue	10-pole	10	**NSYTRAL410BL**	10	**NSYTRAL410BL**	10	**NSYTRAL410BL**	10	**NSYTRAL610BL**
Grey	10-pole	10	**NSYTRAL410GR**	10	**NSYTRAL410GR**	10	**NSYTRAL410GR**	10	**NSYTRAL610GR**
Reduction jumper,	Screw to screw terminal	-	-	-	-	-	-	-	-
down to 2.5/4 mm²	Spring to spring terminal	-	-	-	-	-	-	10	**NSYTRALR62**
Test plug	Metallic part, Ø 2.3 mm	10	**NSYTRAATM1**	10	**NSYTRAATM1**	10	**NSYTRAATM1**	10	**NSYTRAATM1**
	Insulating sleeve, red	10	**NSYTRAATP1**	10	**NSYTRAATP1**	10	**NSYTRAATP1**	10	**NSYTRAATP1**
Test adapter	For plug-in jumper shaft	10	**NSYTRAFT**	10	**NSYTRAFT**	10	**NSYTRAFT**	10	**NSYTRAFT**
Terminal cover	Yellow	10	**NSYTRACSR4**	10	**NSYTRACSR4**	10	**NSYTRACSR4**	10	**NSYTRACSR6**
Marker tag holder	For ● AB35 end stop	100	**NSYTRASB4**	100	**NSYTRASB4**	100	**NSYTRASB4**	100	**NSYTRASB4**
DIN rail 35 x 7.2 mm	Perforated, 2 m long	20	**NSYSDR200BD**	20	**NSYSDR200BD**	20	**NSYSDR200BD**	20	**NSYSDR200BD**
Marking accessories		See page 74							
General data									
	Strip length: mm (in.)	10 (0.39)		10 (0.39)		10 (0.39)		12 (0.47)	

Linergy TR
Spring terminal blocks
Passthrough

Passthrough





		NSYTRR63	NSYTRR102	NSYTRR162
Nominal c.s.a.: mm²		6	10	16
	Type of block	Passthrough	Passthrough	Passthrough
	Type of connection	1 pole - 1 x 2	1 pole - 1 x 1	1 pole - 1 x 1
	Color	Grey	Grey	Grey
Max. electric values (Umax, Imax)		1000 V, 52 A	1000 V, 65 A	1000 V, 90 A
Approximate dimensions: mm (in.)				
	Length	90.5 (3.56)	71.5 (2.82)	80 (3.15)
	Height	43.5 (1.71)	50.5 (1.99)	51 (2.01)
	Width	8.2 (0.32)	10.2 (0.40)	12.2 (0.48)
Cabling c.s.a.: mm²		6	10	16
	Flexible cable	0.5 - 6	0.2 - 10	0.2 - 16
	Solid cable	0.2 - 10	0.2 - 16	0.2 - 25
Nominal electric values				
	IEC/EN 60947-7-1	800 V, 41 A	800 V, 57 A	800 V, 76 A
	UL	600 V, 50 A, 24 - 8 AWG	600 V, 65 A, 16 - 6 AWG	600 V, 85 A, 16 - 4 AWG
	CSA	600 V, 50 A, 24 - 8 AWG	600 V, 65 A, 16 - 6 AWG	600 V, 85 A, 16 - 4 AWG
	ATEX ⓔ	550 V, 30 A	550 V, 50 A	550 V, 65 A
Certifications		UL File E87739 CNN XCFR2, CSA File 256444 Class 6228-01, VDE, ATEX, IECEx, GL, LR, DNV, GOST	UL File E87739 CNN XCFR2, CSA File 256444 Class 6228-01, VDE, ATEX, IECEx, GL, LR, DNV, GOST	UL File E87739 CNN XCFR2, CSA File 256444 Class 6228-01, VDE, ATEX, IECEx, GL, LR, DNV, GOST
Terminal blocks				
		Sold in lots of / **Catalog number**	**Sold in lots of** / **Catalog number**	**Sold in lots of** / **Catalog number**
	Grey	50 / **NSYTRR63**	50 / **NSYTRR102**	50 / **NSYTRR162**
	Blue	- / -	50 / **NSYTRR102BL**	50 / **NSYTRR162BL**
	Orange	- / -	- / -	- / -
Accessories				
End stop	Clip-on, 5.2 mm	50 / **NSYTRAAB35**	50 / **NSYTRAAB35**	50 / **NSYTRAAB35**
for 35 mm DIN rail	With screw, 9.5 mm	50 / **NSYTRAABV35**	50 / **NSYTRAABV35**	50 / **NSYTRAABV35**
End plate,	Grey	50 / **NSYTRACR63**	50 / **NSYTRACR102**	50 / **NSYTRACR162**
width 2.2 mm	Blue	- / -	- / -	- / -
Partition plate,	Grey	- / -	- / -	- / -
width 2 mm	Blue	- / -	- / -	- / -
Plug-in jumper	2-pole	10 / **NSYTRAL62**	10 / **NSYTRAL102**	10 / **NSYTRAL162**
Red	3-pole	10 / **NSYTRAL63**	- / -	- / -
	4-pole	- / -	- / -	- / -
	5-pole	- / -	- / -	- / -
	10-pole	10 / **NSYTRAL610**	- / -	- / -
	20-pole	- / -	- / -	- / -
Blue	10-pole	10 / **NSYTRAL610BL**	- / -	- / -
Grey	10-pole	10 / **NSYTRAL610GR**	- / -	- / -
Reduction jumper,	Screw to screw terminal	- / -	- / -	- / -
down to 2.5/4 mm²	Spring to spring terminal	10 / **NSYTRALR62**	10 / **NSYTRALR102**	10 / **NSYTRALR162**
Test plug	Metallic part, Ø 2.3 mm	10 / **NSYTRAATM1**	10 / **NSYTRAATM1**	10 / **NSYTRAATM1**
	Insulating sleeve, red	10 / **NSYTRAATP1**	10 / **NSYTRAATP1**	10 / **NSYTRAATP1**
Test adapter	For plug-in jumper shaft	10 / **NSYTRAFT**	10 / **NSYTRAFT**	10 / **NSYTRAFT**
Terminal cover	Yellow	10 / **NSYTRACSR6**	10 / **NSYTRACSR10**	10 / **NSYTRACSR10**
Marker tag holder	For ●AB35 end stop	100 / **NSYTRASB4**	100 / **NSYTRASB4**	100 / **NSYTRASB4**
DIN rail 35 x 7.2 mm	Perforated, 2 m long	20 / **NSYSDR200BD**	20 / **NSYSDR200BD**	20 / **NSYSDR200BD**
Marking accessories		See page 74		
General data				
	Strip length: mm (in.)	12 (0.47)	18 (0.71)	18 (0.71)

Linergy TR
Spring terminal blocks
Grounding type

Grounding type





		NSYTRR22PE	NSYTRR23PE	NSYTRR24PE
Nominal c.s.a.: mm²		2.5	2.5	2.5
	Type of block	Grounding type	Grounding type	Grounding type
	Type of connection	1 pole - 1 x 1	1 pole - 1 x 2	1 pole - 2 x 2
	Color	Green/Yellow	Green/Yellow	Green/Yellow
Max. electric values		-	-	-
Approximate dimensions: mm (in.)				
	Length	48.5 (1.91)	60.5 (2.38)	72 (2.84)
	Height	36.5 (1.44)	36.5 (1.44)	36.5 (1.44)
	Width	5.2 (0.21)	5.2 (0.21)	5.2 (0.21)
Cabling c.s.a.: in.: mm²		2.5	2.5	2.5
	Flexible cable	0.08 - 2.5	0.08 - 2.5	0.08 - 2.5
	Solid cable	0.08 - 4	0.08 - 4	0.08 - 4
Nominal electric values				
	IEC/EN 60947-7-1	-	-	-
	UL	28 - 12 AWG	28 - 12 AWG	28 - 12 AWG
	CSA	28 - 12 AWG	28 - 12 AWG	28 - 12 AWG
	ATEX	-	-	-
Certifications		UL File E87739 CNN XCFR2, CSA File 256444 Class 6228-01, VDE, ATEX, IECEx, GL, LR, DNV, GOST	UL File E87739 CNN XCFR2, CSA File 256444 Class 6228-01, VDE, ATEX, IECEx, GL, LR, DNV, GOST	UL File E87739 CNN XCFR2, CSA File 256444 Class 6228-01, VDE, ATEX, IECEx, GL, LR, DNV, GOST
Terminal blocks				
		Sold in lots of / **Catalog number**	**Sold in lots of** / **Catalog number**	**Sold in lots of** / **Catalog number**
	Green/Yellow	50 / **NSYTRR22PE**	50 / **NSYTRR23PE**	50 / **NSYTRR24PE**
Accessories				
End stop for 35 mm DIN rail	Clip-on, 5.2 mm	50 / **NSYTRAAB35**	50 / **NSYTRAAB35**	50 / **NSYTRAAB35**
	With screw, 9.5 mm	50 / **NSYTRAABV35**	50 / **NSYTRAABV35**	50 / **NSYTRAABV35**
End plate, width 2.2 mm	Grey	50 / **NSYTRACR22**	50 / **NSYTRACR23**	50 / **NSYTRACR24**
	Blue	50 / **NSYTRACR22BL**	50 / **NSYTRACR23BL**	50 / **NSYTRACR24BL**
Partition plate, width 2 mm	Grey	50 / **NSYTRAPR42**	50 / **NSYTRAPR23**	50 / **NSYTRAPR24**
	Blue	- / -	- / -	- / -
Plug-in jumper Red	2-pole	- / -	- / -	- / -
	3-pole	- / -	- / -	- / -
	10-pole	- / -	- / -	- / -
Test plug	Metallic part, Ø 2.3 mm	10 / **NSYTRAATM1**	10 / **NSYTRAATM1**	10 / **NSYTRAATM1**
	Insulating sleeve, red	10 / **NSYTRAATP1**	10 / **NSYTRAATP1**	10 / **NSYTRAATP1**
Test adapter	For plug-in jumper shaft	10 / **NSYTRAFT**	10 / **NSYTRAFT**	10 / **NSYTRAFT**
Terminal cover	Yellow	10 / **NSYTRACSR2**	10 / **NSYTRACSR2**	10 / **NSYTRACSR2**
Marker tag holder	For ● AB35 end stop	100 / **NSYTRASB4**	100 / **NSYTRASB4**	100 / **NSYTRASB4**
DIN rail 35 x 7.2 mm	Perforated, 2 m long	20 / **NSYSDR200BD**	20 / **NSYSDR200BD**	20 / **NSYSDR200BD**
Marking accessories		See page 74		
General data				
	Strip length: mm (in.)	10 (0.39)	10 (0.39)	10 (0.39)

Linergy TR
Spring terminal blocks
Grounding type

Grounding type





		NSYTRR42PE	NSYTRR43PE	NSYTRR44PE
Nominal c.s.a.: mm²		4	4	4
	Type of block	Grounding type	Grounding type	Grounding type
	Type of connection	1 pole - 1 x 1	1 pole - 1 x 2	1 pole - 2 x 2
	Color	Green/Yellow	Green/Yellow	Green/Yellow
Max. electric values		-	-	-
Approximate dimensions: mm (in.)				
	Length	56 (2.21)	71.5 (2.82)	87 (3.43)
	Height	36.5 (1.44)	36.5 (1.44)	36.5 (1.44)
	Width	6.2 (0.24)	6.2 (0.24)	6.2 (0.24)
Cabling c.s.a.: in.: mm²		4	4	4
	Flexible cable	0.08 - 4	0.08 - 4	0.08 - 4
	Solid cable	0.08 - 6	0.08 - 6	0.08 - 6
Nominal electric values				
	IEC/EN 60947-7-1	-	-	-
	UL	28 -10 AWG	28 -10 AWG	28 -10 AWG
	CSA	28 -10 AWG	28 -10 AWG	28 -10 AWG
	ATEX ⓔ	-	-	-
Certifications		UL File E87739 CNN XCFR2, CSA File 256444 Class 6228-01, VDE, ATEX, IECEx, GL, LR, DNV, GOST	UL File E87739 CNN XCFR2, CSA File 256444 Class 6228-01, VDE, ATEX, IECEx, GL, LR, DNV, GOST	UL File E87739 CNN XCFR2, CSA File 256444 Class 6228-01, VDE, ATEX, IECEx, GL, LR, DNV, GOST
Terminal blocks				
		Sold in lots of / **Catalog number**	**Sold in lots of** / **Catalog number**	**Sold in lots of** / **Catalog number**
	Green/Yellow	50 / **NSYTRR42PE**	50 / **NSYTRR43PE**	50 / **NSYTRR44PE**
Accessories				
End stop for 35 mm DIN rail	Clip-on, 5.2 mm	50 / **NSYTRAAB35**	50 / **NSYTRAAB35**	50 / **NSYTRAAB35**
	With screw, 9.5 mm	50 / **NSYTRAABV35**	50 / **NSYTRAABV35**	50 / **NSYTRAABV35**
End plate, width 2.2 mm	Grey	50 / **NSYTRACR42**	50 / **NSYTRACR43**	50 / **NSYTRACR44**
	Blue	- / -	- / -	- / -
Partition plate, width 2 mm	Grey	50 / **NSYTRAPR42**	- / -	- / -
	Blue	- / -	- / -	- / -
Plug-in jumper Red	2-pole	- / -	- / -	- / -
	3-pole	- / -	- / -	- / -
	10-pole	- / -	- / -	- / -
Test plug	Metallic part, Ø 2.3 mm	10 / **NSYTRAATM1**	10 / **NSYTRAATM1**	10 / **NSYTRAATM1**
	Insulating sleeve, red	10 / **NSYTRAATP1**	10 / **NSYTRAATP1**	10 / **NSYTRAATP1**
Test adapter	For plug-in jumper shaft	10 / **NSYTRAFT**	10 / **NSYTRAFT**	10 / **NSYTRAFT**
Terminal cover	Yellow	10 / **NSYTRACSR4**	10 / **NSYTRACSR4**	10 / **NSYTRACSR4**
Marker tag holder	For ●AB35 end stop	100 / **NSYTRASB4**	100 / **NSYTRASB4**	100 / **NSYTRASB4**
DIN rail 35 x 7.2 mm	Perforated, 2 m long	20 / **NSYSDR200BD**	20 / **NSYSDR200BD**	20 / **NSYSDR200BD**
Marking accessories		See page 74		
General data				
	Strip length: mm (in.)	10 (0.39)	10 (0.39)	10 (0.39)

Linergy TR
Spring terminal blocks
Grounding type

Grounding type





		NSYTRR62PE	NSYTRR102PE	NSYTRR162PE
Nominal c.s.a.: mm²		6	10	16
	Type of block	Grounding type	Grounding type	Grounding type
	Type of connection	1 pole - 1 x 1	1 pole - 1 x 1	1 pole - 1 x 1
	Color	Green/Yellow	Green/Yellow	Green/Yellow
Max. electric values		-	-	-
Approximate dimensions: mm (in.)				
	Length	69.5 (2.74)	71.5 (2.82)	80 (3.15)
	Height	43.5 (1.71)	50.5 (1.99)	51 (2.01)
	Width	8.2 (0.32)	10.2 (0.40)	12.2 (0.48)
Cabling c.s.a.: mm²		6	10	16
	Flexible cable	0.2 - 6	0.2 - 10	0.2 - 16
	Solid cable	0.08 - 4	0.2 - 16	0.2 - 25
Nominal electric values				
	IEC/EN 60947-7-1	-	-	-
	UL	24 - 8 AWG	16 - 6 AWG	16 - 4 AWG
	CSA	24 - 8 AWG	16 - 6 AWG	16 - 4 AWG
	ATEX	-	-	-
Certifications		UL File E87739 CNN XCFR2, CSA File 256444 Class 6228-01, VDE, ATEX, IECEx, GL, LR, DNV, GOST	UL File E87739 CNN XCFR2, CSA File 256444 Class 6228-01, VDE, ATEX, IECEx, GL, LR, DNV, GOST	UL File E87739 CNN XCFR2, CSA File 256444 Class 6228-01, VDE, ATEX, IECEx, GL, LR, DNV, GOST
Terminal blocks				
		Sold in lots of / **Catalog number**	**Sold in lots of** / **Catalog number**	**Sold in lots of** / **Catalog number**
	Green/Yellow	50 / **NSYTRV62PE**	50 / **NSYTRR102PE**	50 / **NSYTRR162PE**
Accessories				
End stop for 35 mm DIN rail	Clip-on, 5.2 mm	50 / **NSYTRAAB35**	50 / **NSYTRAAB35**	50 / **NSYTRAAB35**
	With screw, 9.5 mm	50 / **NSYTRAABV35**	50 / **NSYTRAABV35**	50 / **NSYTRAABV35**
End plate, width 2.2 mm	Grey	50 / **NSYTRACR62**	50 / **NSYTRACR102**	50 / **NSYTRACR162**
	Blue	- / -	- / -	- / -
Partition plate, width 2 mm	Grey	- / -	- / -	- / -
	Blue	- / -	- / -	- / -
Plug-in jumper Red	2-pole	10 / **NSYTRAL62**	10 / **NSYTRAL102**	10 / **NSYTRAL162**
	3-pole	10 / **NSYTRAL63**	- / -	- / -
	10-pole	10 / **NSYTRAL610**	- / -	- / -
Test plug	Metallic part, Ø 2.3 mm	10 / **NSYTRAATM1**	10 / **NSYTRAATM1**	10 / **NSYTRAATM1**
	Insulating sleeve, red	10 / **NSYTRAATP1**	10 / **NSYTRAATP1**	10 / **NSYTRAATP1**
Test adapter	For plug-in jumper shaft	10 / **NSYTRAFT**	10 / **NSYTRAFT**	10 / **NSYTRAFT**
Terminal cover	Yellow	10 / **NSYTRACSR6**	10 / **NSYTRACSR10**	10 / **NSYTRACSR10**
Marker tag holder	For ● AB35 end stop	100 / **NSYTRASB4**	100 / **NSYTRASB4**	100 / **NSYTRASB4**
DIN rail 35 x 7.2 mm	Perforated, 2 m long	20 / **NSYSDR200BD**	20 / **NSYSDR200BD**	20 / **NSYSDR200BD**
Marking accessories		See page 74		
General data				
	Strip length: mm (in.)	12 (0.47)	18 (0.71)	18 (0.71)

Linergy TR
Spring terminal blocks
Double deck passthrough

Double deck passthrough





		NSYTRR24D	NSYTRR44D	NSYTRR26T
Nominal c.s.a.: mm²		2.5	4	2.5
	Type of block	Passthrough - Double deck	Passthrough - Double deck	Passthrough - 3 Levels
	Type of connection	2 pole - 1 x 1	2 pole - 1 x 1	3 pole - 1 x 1
	Color	Grey	Grey	Grey
Max. electric values (Umax, Imax)		500 V, 26 A	500 V, 34 A	500 V, 28 A
Approximate dimensions: mm (in.)				
	Length	78 (3.07)	92.4 (3.64)	99.5 (3.92)
	Height	55 (2.17)	55 (2.17)	58 (2.28)
	Width	5.2 (0.21)	6.2 (0.24)	5.2 (0.21)
Cabling c.s.a.: mm²		2.5	4	2.5
	Flexible cable	0.08 - 2.5	0.08 - 4	0.08 - 2.5
	Solid cable	0.08 - 4	0.08 - 6	0.08 - 4
Nominal electric values				
	IEC/EN 60947-7-1	500 V, 22 A	500 V, 28 A	500 V, 20 A
	UL	600 V, 20 A, 28 - 12 AWG	600 V, 30 A, 28 - 10 AWG	600 V, 20 A, 28 - 12 AWG
	CSA	600 V, 20 A, 28 - 12 AWG	600 V, 30 A, 28 - 10 AWG	600 V, 20 A, 28 - 12 AWG
	ATEX ⓔ	440 V, 19,5 A	440 V, 22 A	-
Certifications (1)		UL File E87739 CNN XCFR2, CSA File 256444 Class 6228-01, VDE, GL, LR, DNV, GOST	UL File E87739 CNN XCFR2, CSA Pending, VDE, GL, LR, DNV, GOST	UL File E87739 CNN XCFR2, CSA File 256444 Class 6228-01, VDE, GL, LR, GOST
Terminal blocks				
		Sold in lots of / **Catalog number**	**Sold in lots of** / **Catalog number**	**Sold in lots of** / **Catalog number**
	Grey	50 / **NSYTRR24D**	50 / **NSYTRR44D**	50 / **NSYTRR26T**
	Blue	50 / **NSYTRR24DBL**	50 / **NSYTRR44DBL**	50 / **NSYTRR26TBL**
Accessories				
End stop for 35 mm DIN rail	Clip-on, 5.2 mm	50 / **NSYTRAAB35**	50 / **NSYTRAAB35**	50 / **NSYTRAAB35**
	With screw, 9.5 mm	50 / **NSYTRAABV35**	50 / **NSYTRAABV35**	50 / **NSYTRAABV35**
End plate, width 2.2 mm	Grey	50 / **NSYTRACRE24**	50 / **NSYTRACRE44**	50 / **NSYTRACRE26**
	Blue	- / -	- / -	- / -
Plug-in jumper Red	2-pole	50 / **NSYTRAL22**	50 / **NSYTRAL42**	50 / **NSYTRAL22**
	3-pole	50 / **NSYTRAL23**	50 / **NSYTRAL43**	50 / **NSYTRAL23**
	4-pole	50 / **NSYTRAL24**	50 / **NSYTRAL44**	50 / **NSYTRAL24**
	5-pole	50 / **NSYTRAL25**	50 / **NSYTRAL45**	50 / **NSYTRAL25**
	10-pole	10 / **NSYTRAL210**	10 / **NSYTRAL410**	10 / **NSYTRAL210**
	20-pole	10 / **NSYTRAL220**	10 / **NSYTRAL420**	10 / **NSYTRAL220**
Vertical jumper	1-pole	50 / **NSYTRALV24R**	50 / **NSYTRALV24R**	- / -
Test plug	Metallic part, Ø 2.3 mm	10 / **NSYTRAATM1**	10 / **NSYTRAATM1**	10 / **NSYTRAATM1**
	Insulating sleeve, red	10 / **NSYTRAATP1**	10 / **NSYTRAATP1**	10 / **NSYTRAATP1**
Test adapter	For plug-in jumper shaft	10 / **NSYTRAFT**	10 / **NSYTRAFT**	10 / **NSYTRAFT**
Terminal cover	Yellow	10 / **NSYTRACSR2**	10 / **NSYTRACSR4**	10 / **NSYTRACSR2**
Marker tag holder	For ● AB35 end stop	100 / **NSYTRASB4**	100 / **NSYTRASB4**	100 / **NSYTRASB4**
DIN rail 35x7.2mm	Perforated, 2m long	20 / **NSYSDR200BD**	20 / **NSYSDR200BD**	20 / **NSYSDR200BD**
Marking accessories		See page 74		
General data				
	Strip length: mm (in.)	10 (0.39)	10 (0.39)	10 (0.39)

(1) ATEX and IECEx certifications pending.



The **NSYTRALV24R** vertical jumper offers the option of connecting both levels of the standard double-level **NSYTRR24D** or **NSYTRR44D** terminal blocks.

Linergy TR
Spring terminal blocks
Double deck grounding type

Double deck grounding type





		NSYTRR24DPE		NSYTRR44DPE	
Nominal c.s.a.: mm²		2.5		4	
	Type of block	Grounding type - Double deck		Grounding type - Double deck	
	Type of connection	1 pole - 2 x 2		1 pole - 2 x 2	
	Color	Green/Yellow		Green/Yellow	
Max. electric values		-		-	
Approximate dimensions: mm (in.)					
	Length	78 (3.07)		92.4 (3.64)	
	Height	55 (2.17)		55 (2.17)	
	Width	5.2 (0.21)		6.2 (0.24)	
Cabling c.s.a.: mm²		2.5		4	
	Flexible cable	0.08 - 2.5		0.08 - 4	
	Solid cable	0.08 - 4		0.08 - 6	
Nominal electric values					
	IEC/EN 60947-7-1	-		-	
	UL	28 - 12 AWG		28 - 10 AWG	
	CSA	28 - 12 AWG		28 - 10 AWG	
	ATEX	-		-	
Certifications (1)		UL File E87739 CNN XCFR2, CSA File 256444 Class 6228-01, VDE, GL, LR, DNV, GOST		UL File E87739 CNN XCFR2, CSA File 256444 Class 6228-01, VDE, GL, LR, DNV, GOST	
Terminal blocks					
		Sold in lots of	**Catalog number**	**Sold in lots of**	**Catalog number**
	Green/Yellow	50	**NSYTRR24DPE**	50	**NSYTRR44DPE**
Accessories					
End stop for 35 mm DIN rail	Clip-on, 5.2 mm	50	**NSYTRAAB35**	50	**NSYTRAAB35**
	With screw, 9.5 mm	50	**NSYTRAABV35**	50	**NSYTRAABV35**
End plate, width 2.2 mm	Grey	50	**NSYTRACRE24**	50	**NSYTRACRE44**
	Blue	-	-	-	-
Plug-in jumper Red	2-pole	50	**NSYTRAL22**	50	**NSYTRAL42**
	3-pole	50	**NSYTRAL23**	50	**NSYTRAL43**
	4-pole	50	**NSYTRAL24**	50	**NSYTRAL44**
	5-pole	50	**NSYTRAL25**	50	**NSYTRAL45**
	10-pole	10	**NSYTRAL210**	10	**NSYTRAL410**
	20-pole	10	**NSYTRAL220**	10	**NSYTRAL420**
Test plug	Metallic part, Ø 2.3 mm	10	**NSYTRAATM1**	10	**NSYTRAATM1**
	Insulating sleeve, red	10	**NSYTRAATP1**	10	**NSYTRAATP1**
Test adapter	For plug-in jumper shaft	10	**NSYTRAFT**	10	**NSYTRAFT**
Terminal cover	Yellow	10	**NSYTRACSR2**	10	**NSYTRACSR4**
Marker tag holder	For ● AB35 end stop	100	**NSYTRASB4**	100	**NSYTRASB4**
DIN rail 35 x 7.2 mm	Perforated, 2 m long	20	**NSYSDR200BD**	20	**NSYSDR200BD**
Marking accessories		See page 74			
General data					
	Strip length: mm (in.)	10 (0.39)		10 (0.39)	

(1) ATEX and IECEx certifications pending.

Linergy TR
Spring terminal blocks
Blade isolator

Blade isolator





		NSYTRR22SC		NSYTRR23SC	
Nominal c.s.a.: mm²		2.5		2.5	
	Type of block	Blade isolator		Blade isolator	
	Type of connection	1 pole - 1 x 1		1 pole - 1 x 2	
	Color	Grey		Grey	
Max. electric values (Umax, Imax)		400 V, 20 A		400 V, 20 A	
Approximate dimensions: mm (in.)					
	Length	60.5 (2.38)		72 (2.84)	
	Height	36.5 (1.44)		36.5 (1.44)	
	Width	5.2 (0.21)		5.2 (0.21)	
Cabling c.s.a.: mm²		2.5		2.5	
	Flexible cable	0.08 - 2.5		0.08 - 2.5	
	Solid cable	0.08 - 4		0.08 - 4	
Nominal electric values					
	IEC/EN 60947-7-1	400 V, 20 A		400 V, 20 A	
	UL	600 V, 16 A, 28 - 12 AWG		600 V, 16 A, 28 - 12 AWG	
	CSA	300 V, 16 A, 28 - 12 AWG		300 V, 16 A, 28 - 12 AWG	
	ATEX	-		-	
Certifications		UL File E87739 CNN XCFR2, CSA File 256444 Class 6228-01, GOST		UL File E87739 CNN XCFR2, CSA File 256444 Class 6228-01, GOST	
Terminal blocks					
		Sold in lots of	**Catalog number**	**Sold in lots of**	**Catalog number**
	Grey	50	**NSYTRR22SC**	50	**NSYTRR23SC**
	Orange	50	**NSYTRR22SCAR**	50	**NSYTRR23SCAR**
Accessories					
End stop for 35 mm DIN rail	Clip-on, 5.2 mm	50	**NSYTRAAB35**	50	**NSYTRAAB35**
	With screw, 9.5 mm	50	**NSYTRAABV35**	50	**NSYTRAABV35**
End plate, width 2.2 mm	Grey	50	**NSYTRACR23**	50	**NSYTRACR24**
	Blue	-	-	-	-
Partition plate, width 2 mm	Grey	50	**NSYTRAPR23**	50	**NSYTRAPR24**
	Blue	-	-	-	-
Plug-in jumper Red	2-pole	50	**NSYTRAL22**	50	**NSYTRAL22**
	3-pole	50	**NSYTRAL23**	50	**NSYTRAL23**
	4-pole	50	**NSYTRAL24**	50	**NSYTRAL24**
	5-pole	50	**NSYTRAL25**	50	**NSYTRAL25**
	10-pole	10	**NSYTRAL210**	10	**NSYTRAL210**
	20-pole	10	**NSYTRAL220**	10	**NSYTRAL220**
Removable carrier	For fuse 5 x 20 mm	-	-	-	-
	For fuse 5 x 20 mm 110 - 250 V LED	-	-	-	-
	For fuse 5 x 20 mm 12 - 30 V LED	-	-	-	-
	For component	-	-	-	-
	With 1N4007 diode	-	-	-	-
Test plug	Metallic part, Ø 2.3 mm	10	**NSYTRAATM1**	10	**NSYTRAATM1**
	Insulating sleeve, red	10	**NSYTRAATP1**	10	**NSYTRAATP1**
Test adapter	For plug-in jumper shaft	10	**NSYTRAFT**	10	**NSYTRAFT**
Terminal cover	Yellow	50	**NSYTRACSR2**	50	**NSYTRACSR2**
Marker tag holder	For ●AB35 end stop	100	**NSYTRASB4**	100	**NSYTRASB4**
DIN rail 35 x 7.2 mm	Perforated, 2 m long	20	**NSYSDR200BD**	20	**NSYSDR200BD**
Marking accessories		See page 74			
General data					
	Strip length: mm (in.)	10 (0.39)		10 (0.39)	

Linergy TR
Spring terminal blocks
Component carrier, Blade isolator

		Component carrier				Blade isolator	
							
		NSYTRR22TB		**NSYTRR23TB**		**NSYTRR24SCD**	
Nominal c.s.a.: mm²		2.5		2.5		2.5	
	Type of block	Component carrier		Component carrier		Blade isolator	
	Type of connection	1 pole - 1 x 1		1 pole - 1 x 2		2 pole - 1 x 1	
	Color	Grey		Grey		Grey	
Max. electric values (Umax, Imax)		400 V, 20 A		400 V, 20 A		400 V, 16 A	
Approximate dimensions: mm (in.)							
	Length	60.5 (2.38)		72 (2.84)		107 (4.21)	
	Height	36.5 (1.44)		36.5 (1.44)		36.5 (1.44)	
	Width	5.2 (0.21)		5.2 (0.21)		5.2 (0.21)	
Cabling c.s.a.: mm²		2.5		2.5		2.5	
	Flexible cable	0.08 - 2.5		0.08 - 2.5		0.08 - 2.5	
	Solid cable	0.08 - 4		0.08 - 4		0.08 - 4	
Nominal electric values							
	IEC/EN 60947-7-1	400 V, 20 A		400 V, 20 A		400 V, 16 A	
	UL	300 V, 16 A, 28 - 12 AWG		300 V, 16 A, 28 - 12 AWG		300 V, 10 A, 28 - 12 AWG	
	CSA	300 V, 16 A, 28 - 12 AWG		300 V, 16 A, 28 - 12 AWG		300 V, 10 A, 28 - 12 AWG	
	ATEX ⓔ	-		-		-	
Certifications		UL File E87739 CNN XCFR2, CSA File 256444 Class 6228-01, GOST		UL File E87739 CNN XCFR2, CSA File 256444 Class 6228-01, GOST		UL File E87739 CNN XCFR2, CSA File 256444 Class 6228-01, GOST	
Terminal blocks							
		Sold in lots of	**Catalog number**	**Sold in lots of**	**Catalog number**	**Sold in lots of**	**Catalog number**
	Grey	50	**NSYTRR22TB**	50	**NSYTRR23TB**	50	**NSYTRR24SCD**
	Orange	-	-	-	-	-	-
Accessories							
End stop for 35 mm DIN rail	Clip-on, 5.2 mm	50	**NSYTRAAB35**	50	**NSYTRAAB35**	50	**NSYTRAAB35**
	With screw, 9.5 mm	50	**NSYTRAABV35**	50	**NSYTRAABV35**	50	**NSYTRAABV35**
End plate, width 2.2 mm	Grey	50	**NSYTRACR23**	50	**NSYTRACR24**	-	Included
	Blue	-	-	-	-	-	-
Partition plate, width 2 mm	Grey	50	**NSYTRAPR23**	50	**NSYTRAPR24**	-	-
	Blue	-	-	-	-	-	-
Plug-in jumper Red	2-pole	50	**NSYTRAL22**	50	**NSYTRAL22**	50	-
	3-pole	50	**NSYTRAL23**	50	**NSYTRAL23**	50	-
	4-pole	50	**NSYTRAL24**	50	**NSYTRAL24**	50	-
	5-pole	50	**NSYTRAL25**	50	**NSYTRAL25**	50	-
	10-pole	10	**NSYTRAL210**	10	**NSYTRAL210**	10	-
	20-pole	10	**NSYTRAL220**	10	**NSYTRAL220**	10	-
Removable carrier	For fuse 5 x 20 mm	10	**NSYTRASF520**	10	**NSYTRASF520**	-	-
	For fuse 5 x 20 mm 110 - 250 V LED	10	**NSYTRASF520M**	10	**NSYTRASF520M**	-	-
	For fuse 5 x 20 mm 12 - 30 V LED	10	**NSYTRASF520B**	10	**NSYTRASF520B**	-	-
	For component	10	**NSYTRASV1**	10	**NSYTRASV1**	-	-
	With 1N4007 diode	10	**NSYTRASV2**	10	**NSYTRASV2**	-	-
Test plug	Metallic part, Ø 2.3 mm	10	**NSYTRAATM1**	10	**NSYTRAATM1**	10	**NSYTRAATM1**
	Insulating sleeve, red	10	**NSYTRAATP1**	10	**NSYTRAATP1**	10	**NSYTRAATP1**
Test adapter	For plug-in jumper shaft	10	**NSYTRAFT**	10	**NSYTRAFT**	10	**NSYTRAFT**
Terminal cover	Yellow	50	**NSYTRACSR2**	50	**NSYTRACSR2**	50	**NSYTRACSR2**
Marker tag holder	For ●AB35 end stop	100	**NSYTRASB4**	100	**NSYTRASB4**	100	**NSYTRASB4**
DIN rail 35 x 7.2 mm	Perforated, 2 m long	20	**NSYSDR200BD**	20	**NSYSDR200BD**	20	**NSYSDR200BD**
Marking accessories		See page 74					
General data							
	Strip length: mm (in.)	10 (0.39)		10 (0.39)		10 (0.39)	

Linergy TR
Spring terminal blocks
Miniature passthrough, Miniature grounding type

Miniature passthrough and miniature grounding type

		DIN rail mounting		
				
		NSYTRR22M	**NSYTRR24M**	**NSYTRR22MPE**
Nominal c.s.a.: mm²		2.5	2.5	2.5
	Type of block	Passthrough	Passthrough	Grounding type
	Type of connection	1 pole - 1 x 1	1 pole - 2 x 2	1 pole - 1 x 1
	Color	Grey	Grey	Green/Yellow
Max. electric values (Umax, Imax)		800 V, 30 A	800 V, 30 A	-
Approximate dimensions: mm (in.)				
	Length	32 (1.26)	32 (1.26)	32 (1.26)
	Height	30 (1.18)	30 (1.18)	30 (1.18)
	Width	5.2 (0.21)	10.4 (0.41)	5.2 (0.21)
Mounting on		NS15 DIN rail	NS15 DIN rail	NS15 DIN rail
Cabling c.s.a.: mm²		2.5	2.5	2.5
	Flexible cable	0.08 - 2.5	0.08 - 2.5	0.08 - 2.5
	Solid cable	0.08 - 4	0.08 - 4	0.08 - 4
Nominal electric values				
	IEC/EN 60947-7-1	800 V, 24 A	800 V, 24 A	-
	UL	600 V, 20 A, 28 - 12 AWG	600 V, 20 A, 28 - 12 AWG	28 - 12 AWG
	CSA	600 V, 20 A, 28 - 12 AWG	600 V, 20 A, 28 - 12 AWG	28 - 12 AWG
	ATEX ⓔ	690 V, 22 A	690 V, 22 A	-
Certifications *(1)*		UL File E87739 CNN XCFR2, CSA File 256444 Class 6228-01, VDE, GOST	UL File E87739 CNN XCFR2, CSA File 256444 Class 6228-01, VDE, GOST	UL File E87739 CNN XCFR2, CSA File 256444 Class 6228-01, VDE, GOST
Terminal blocks				
		Sold in lots of / **Catalog number**	**Sold in lots of** / **Catalog number**	**Sold in lots of** / **Catalog number**
	Grey	50 / **NSYTRR22M**	50 / **NSYTRR24M**	50 / **NSYTRR22MPE**
	Blue	50 / **NSYTRR22MBL**	50 / **NSYTRR24MBL**	- / -
	Grey, with flange	- / -	- / -	- / -
Accessories				
End stop for 15 mm DIN rail	Clip-on, 5.2 mm	50 / **NSYTRAAB15**	50 / **NSYTRAAB15**	50 / **NSYTRAAB15**
End plate, width 2.2 mm	Grey	50 / **NSYTRACRM22**	50 / **NSYTRACRM22**	50 / **NSYTRACRM22**
	Grey, with flange	- / -	- / -	- / -
Insertion jumper Grey	2-pole	- / -	10 / **NSYTRALM22**	- / -
Marker tag holder	For ●AB15 end stop	100 / **NSYTRASB4**	100 / **NSYTRASB4**	100 / **NSYTRASB4**
DIN rail 15 x 7.2 mm	Perforated, 2 m long	10 / **NSYTRADR155**	10 / **NSYTRADR155**	10 / **NSYTRADR155**
Marking accessories (for all mini spring terminals)		Only for **NSYTRABF●**. See page 75		
General data				
	Strip length: mm (in.)	8 (0.32)	8 (0.32)	8 (0.32)
	Plate thickness (mm)	-	-	-
	Hole diameter (mm)	-	-	-

(1) ATEX and IECEx certifications pending.

Linergy TR
Spring terminal blocks
Miniature passthrough

Miniature passthrough

		Direct mounting (flange)		For micro-perforated mounting plates	
					
		NSYTRR22MF	**NSYTRR24MF**	**NSYTRR22MP**	**NSYTRR24MP**
Nominal c.s.a.: mm²		2.5	2.5	2.5	2.5
	Type of block	Passthrough	Passthrough	Passthrough	Passthrough
	Type of connection	1 pole - 1 x 1	1 pole - 2 x 2	1 pole - 1 x 1	1 pole - 2 x 2
	Color	Grey	Grey	Grey	Grey
Max. electric values (Umax, Imax)		800 V, 30 A	800 V, 30 A	800 V, 30 A	800 V, 30 A
Approximate dimensions: mm (in.)					
	Length	32 (1.26)	32 (1.26)	32 (1.26)	32 (1.26)
	Height	22 (0.87)	22 (0.87)	22 (0.87)	22 (0.87)
	Width	5.2 (0.21)	10.4 (0.41)	5.2 (0.21)	10.4 (0.41)
Mounting on		Direct mounting	Direct mounting	Pin mounting	Pin mounting
Cabling c.s.a.: mm²		2.5	2.5	2.5	2.5
	Flexible cable	0.08 - 2.5	0.08 - 2.5	0.08 - 2.5	0.08 - 2.5
	Solid cable	0.08 - 4	0.08 - 4	0.08 - 4	0.08 - 4
Nominal electric values					
	IEC/EN 60947-7-1	800 V, 24 A	800 V, 24 A	800 V, 24 A	800 V, 24 A
	UL	600 V, 20 A, 28 - 12 AWG	600 V, 20 A, 28 - 12 AWG	600 V, 20 A, 28 - 12 AWG	600 V, 20 A, 28 - 12 AWG
	CSA	600 V, 20 A, 28 - 12 AWG	600 V, 20 A, 28 - 12 AWG	600 V, 20 A, 28 - 12 AWG	600 V, 20 A, 28 - 12 AWG
	ATEX ⓔ	550 V, 22 A	550 V, 22 A	550 V, 22 A	550 V, 22 A
Certifications *(1)*		UL File E87739 CNN XCFR2, CSA File 256444 Class 6228-01, VDE, GOST	UL File E87739 CNN XCFR2, CSA File 256444 Class 6228-01, VDE, GOST	UL File E87739 CNN XCFR2, CSA File 256444 Class 6228-01, VDE, GOST	UL File E87739 CNN XCFR2, CSA File 256444 Class 6228-01, VDE, GOST
Terminal blocks					
		Sold in lots of / **Catalog number**	**Sold in lots of** / **Catalog number**	**Sold in lots of** / **Catalog number**	**Sold in lots of** / **Catalog number**
	Grey	50 / **NSYTRR22MF**	50 / **NSYTRR24MF**	50 / **NSYTRR22MP**	10 / **NSYTRR24MP**
	Blue	50 / **NSYTRR22MFBL**	50 / **NSYTRR24MFBL**	50 / **NSYTRR22MPBL**	10 / **NSYTRR24MPBL**
	Grey, with flange	50 / **NSYTRR22MFF** *(2)*	50 / **NSYTRR24MFF** *(2)*	- / **-**	- / **-**
Accessories					
End stop for 15 mm DIN rail	Clip-on, 5.2 mm	- / -	- / -	- / -	- / -
End plate, width 2.2 mm	Grey	50 / **NSYTRACRM22**	50 / **NSYTRACRM22**	50 / **NSYTRACRM22**	50 / **NSYTRACRM22**
	Grey, with flange	50 / **NSYTRACRMF22** *(2)*	50 / **NSYTRACRMF22** *(2)*	- / -	- / -
Insertion jumper Grey	2-pole	- / -	10 / **NSYTRALM22**	- / -	10 / **NSYTRALM22**
Marker tag holder	For ●AB15 end stop	100 / **NSYTRASB4**	100 / **NSYTRASB4**	100 / **NSYTRASB4**	100 / -
DIN rail 15 x 7.2 mm	Perforated, 2 m long	- / -	- / -	- / -	- / -
Marking accessories (for all mini spring terminals)		Only for **NSYTRABF●**. See page 75			
General data					
	Strip length: mm (in.)	8 (0.32)	8 (0.32)	8 (0.32)	8 (0.32)
	Plate thickness (mm)	-	-	0.6 - 1.5	0.6 - 1.5
	Hole diameter (mm)	-	-	3.5	3.5

(2) Can only be used at the end of a group of terminals.

Push-in terminal blocks
Contents



Selection guide 58

Passthrough 60



Grounding type 62



Double deck 64



Blade isolator and Component carrier 66

Linergy TR
Selection guide: Push-in terminal blocks
Passthrough, Grounding type

		Passthrough		Grounding type	
					
	Nominal c.s.a,: mm²	2.5	4	2.5	4
Number of poles	1 - 1 x 1	**NSYTRP22**	**NSYTRP42**	**NSYTRP22PE**	**NSYTRP42PE**
	1 - 1 x 2	**NSYTRP23**	**NSYTRP43**	**NSYTRP23PE**	**NSYTRP43PE**
	1 - 2 x 2	**NSYTRP24**	**NSYTRP44**	**NSYTRP24PE**	**NSYTRP44PE**
	1 - 2 x 4	-	-	-	-
	1 - 3 x 3	-	-	-	-
	2 - 1 x 1	-	-	-	-
	2 - 1 x 2	-	-	-	-
	3 - 1 x 1	-	-	-	-
Colors	Grey	■	■	-	-
	Blue	**NSYTRP22BL** **NSYTRP23BL** **NSYTRP24BL**	**NSYTRP42BL** **NSYTRP43BL** **NSYTRP44BL**	-	-
	Green/yellow (grounding block)	-	-	■	■
	Orange	**NSYTRP22AR** **NSYTRP23AR**	-	-	-
	Black	-	-	-	-
	With flange	-	-	-	-
Mounting on	35 mm	■	■	■	■
	35 mm	■	■	■	■
	15 mm	-	-	-	-
See pages		60/61	61	62	63



Vertical jumper

The **NSYTRALV24R** vertical jumper offers the option of connecting both levels of the standard double-level **NSYTRP24D** terminal block.

Linergy TR

Selection guide: Push-in terminal blocks

Double deck, Blade isolator and Component carrier
Screw and insulation displacement connection (IDC)

		Double deck	Blade isolator	Component carrier	Screw – IDC connection (Hybrid)	
			Blade isolator	Removable carrier	Passthrough	
						
	Nominal c.s.a,: mm²	2.5	2.5	2.5 and 4	1.5	2.5
Number of poles	1 - 1 x 1	-	**NSYTRP22SC**	**NSYTRP22TB** **NSYTRP42TB**	**NSYTRH12**	**NSYTRH22**
	1 - 1 x 2	-	**NSYTRP23SC**	-	**NSYTRH13**	-
	1 - 2 x 2	-	**NSYTRP24SC**	-	-	-
	1 - 2 x 4	-	-	-	-	-
	1 - 3 x 3	-	-	-	-	-
	2 - 1 x 1	**NSYTRP24D**	-	-	-	-
	2 - 1 x 2	-	-	-	-	-
	3 - 1 x 1	-	-	-	-	-
Colors	Grey	**NSYTRP24D**	**NSYTRP22SC** **NSYTRP23SC** **NSYTRP24SC**	**NSYTRP22TB** **NSYTRP42TB**	**NSYTRH12** **NSYTRH13**	**NSYTRH22**
	Blue	**NSYTRP24DBL**	-	-	-	-
	Green/yellow (grounding block)	**NSYTRP24DPE**	-	-	**NSYTRH12PE**	-
	Orange	-	-	-	-	-
	Black	-	-	-	-	-
	With flange	-	-	-	-	-
Mounting on	35 mm	■	■	■	-	-
	35 mm	■	■	■	-	-
	15 mm	-	-	-	■	■
See pages		64	66	67	70	71

Linergy TR
Push-in terminal blocks
Passthrough

Passthrough





		NSYTRP22	NSYTRP23
Nominal c.s.a.: mm²		2.5	2.5
	Type of block	Passthrough	Passthrough
	Type of connection	1 pole - 1 x 1	1 pole - 1 x 2
	Color	Grey	Grey
Max. electric values (Umax , Imax)		800 V, 30 A	800 V, 30 A
Approximate dimensions: mm (in.)			
	Length	48.5 (1.91)	60.5 (2.38)
	Height	36.5 (1.44)	36.5 (1.44)
	Width	5.2 (0.21)	5.2 (0.21)
Cabling c.s.a.: mm²		2.5	2.5
	Flexible cable	0.14 - 2.5	0.14 - 2.5
	Solid cable	0.14 - 4	0.14 - 4
Nominal electric values			
	IEC/EN 60947-7-1	800 V, 24 A	800 V, 24 A
	UL	600 V, 20 A, 24 -12 AWG	600 V, 20 A, 24 -12 AWG
	CSA	600 V, 20 A, 24 -12 AWG	600 V, 20 A, 24 -12 AWG
	ATEX	550 V, 22 A	550 V, 22 A
Certifications		UL File E87739 CNN XCFR2, CSA File 256444 Class 6228-01, VDE, ATEX, IECEx, GL, LR, DNV, GOST	UL File E87739 CNN XCFR2, CSA File 256444 Class 6228-01, VDE, ATEX, IECEx, GL, LR, DNV, GOST

Terminal blocks					
		Sold in lots of	**Catalog number**	**Sold in lots of**	**Catalog number**
	Grey	50	**NSYTRP22**	50	**NSYTRP23**
	Blue	50	**NSYTRP22BL**	50	**NSYTRP23BL**
	Orange	50	**NSYTRP22AR**	50	**NSYTRP23AR**
Accessories					
End stop	Clip-on, 5.2 mm	50	**NSYTRAAB35**	50	**NSYTRAAB35**
for 35 mm DIN rail	With screw, 9.5 mm	50	**NSYTRAABV35**	50	**NSYTRAABV35**
End plate	Grey	50	**NSYTRACR22**	50	**NSYTRACR23**
width 2.2 mm	Blue	50	**NSYTRACR22BL**	50	**NSYTRACR23BL**
Partition plate	Grey	50	**NSYTRAPR42**	50	**NSYTRAPR23**
width 2 mm	Blue	-	**-**	-	-
Plug-in jumper	2-pole	50	**NSYTRAL22**	50	**NSYTRAL22**
Red	3-pole	50	**NSYTRAL23**	50	**NSYTRAL23**
	4-pole	50	**NSYTRAL24**	50	**NSYTRAL24**
	5-pole	50	**NSYTRAL25**	50	**NSYTRAL25**
	10-pole	10	**NSYTRAL210**	10	**NSYTRAL210**
	20-pole	10	**NSYTRAL220**	10	**NSYTRAL220**
Blue	10-pole	10	**NSYTRAL210BL**	10	**NSYTRAL210BL**
Grey	10-pole	10	**NSYTRAL210GR**	10	**NSYTRAL210GR**
Reduction jumper,	Screw to screw terminal	-	-	-	-
down to 2.5/4 mm²	Spring to spring terminal	-	-	-	-
Test plug	Metallic part, Ø 2.3 mm	10	**NSYTRAATM1**	10	**NSYTRAATM1**
	Insulating sleeve, red	10	**NSYTRAATP1**	10	**NSYTRAATP1**
Test adapter	For plug-in jumper shaft	10	**NSYTRAFT**	10	**NSYTRAFT**
Terminal cover	Yellow	-	-	-	-
Marker tag holder	For ●AB35 end stop	100	**NSYTRASB4**	100	**NSYTRASB4**
DIN rail 35 x 7.2 mm	Perforated, 2 m long	20	**NSYSDR200BD**	20	**NSYSDR200BD**
Marking accessories		See page 74			
General data					
	Strip length: mm (in.)	10 (0.39)		10 (0.39)	

Linergy TR
Push-in terminal blocks
Passthrough

Passthrough






		NSYTRP24	NSYTRP42	NSYTRP43	NSYTRP44
Nominal c.s.a.: mm²		2.5	4	4	4
	Type of block	Passthrough	Passthrough	Passthrough	Passthrough
	Type of connection	1 pole - 2 x 2	1 pole - 1 x 1	1 pole - 1 x 2	1 pole - 2 x 2
	Color	Grey	Grey	Grey	Grey
Max. electric values (Umax , Imax)		800 V, 30 A	800 V, 38 A	800 V, 38 A	800 V, 38 A
Approximate dimensions: mm (in.)					
	Length	72 (2.84)	56 (2.21)	66.5 (2.62)	77 (3.03)
	Height	36.5 (1.44)	36.5 (1.44)	36.5 (1.44)	36.5 (1.44)
	Width	5.2 (0.21)	6.2 (0.24)	6.2 (0.24)	6.2 (0.24)
Cabling c.s.a.: mm²		2.5	4	4	4
	Flexible cable	0.14 - 2.5	0.2 - 4	0.2 - 4	0.2 - 4
	Solid cable	0.14 - 4	0.2 - 6	0.2 - 6	0.2 - 6
Nominal electric values					
	IEC/EN 60947-7-1	800 V, 24 A	800 V, 32 A	800 V, 32 A	800 V, 32 A
	UL	600 V, 20 A, 24 -12 AWG	600 V, 30 A, 24 - 10 AWG	600 V, 30 A, 24 - 10 AWG	600 V, 30 A, 24 - 10 AWG
	CSA	600 V, 20 A, 24 -12 AWG	600 V, 30 A, 24 - 10 AWG	600 V, 30 A, 24 - 10 AWG	600 V, 30 A, 24 - 10 AWG
	ATEX ⓔ	550 V, 22 A	550 V, 29 A	550 V, 29 A	550 V, 29 A
Certifications		UL File E87739 CNN XCFR2, CSA File 256444 Class 6228-01, VDE, ATEX, IECEx, GL, LR, DNV, GOST	UL File E87739 CNN XCFR2, CSA File 256444 Class 6228-01, VDE, ATEX, IECEx, GL, LR, DNV, GOST	UL File E87739 CNN XCFR2, CSA File 256444 Class 6228-01, VDE, ATEX, IECEx, GL, LR, DNV, GOST	UL File E87739 CNN XCFR2, CSA File 256444 Class 6228-01, VDE, ATEX, IECEx, GL, LR, DNV, GOST
Terminal blocks					
		Sold in lots of / **Catalog number**	**Sold in lots of** / **Catalog number**	**Sold in lots of** / **Catalog number**	**Sold in lots of** / **Catalog number**
	Grey	50 / **NSYTRP24**	50 / **NSYTRP42**	50 / **NSYTRP43**	50 / **NSYTRP44**
	Blue	50 / **NSYTRP24BL**	50 / **NSYTRP42BL**	50 / **NSYTRP43BL**	50 / **NSYTRP44BL**
	Orange	- / -	- / -	- / -	- / -
Accessories					
End stop	Clip-on, 5.2 mm	50 / **NSYTRAAB35**	50 / **NSYTRAAB35**	50 / **NSYTRAAB35**	50 / **NSYTRAAB35**
for 35 mm DIN rail	With screw, 9.5 mm	50 / **NSYTRAABV35**	50 / **NSYTRAABV35**	50 / **NSYTRAABV35**	50 / **NSYTRAABV35**
End plate	Grey	50 / **NSYTRACR24**	50 / **NSYTRACR42**	50 / **NSYTRACP43**	50 / **NSYTRACP44**
width 2.2 mm	Blue	50 / **NSYTRACR24BL**	- / -	- / -	- / -
Partition plate	Grey	50 / **NSYTRAPR24**	50 / **NSYTRAPR42**	- / -	- / -
width 2 mm	Blue	- / -	- / -	- / -	- / -
Plug-in jumper	2-pole	50 / **NSYTRAL22**	50 / **NSYTRAL42**	50 / **NSYTRAL42**	50 / **NSYTRAL42**
Red	3-pole	50 / **NSYTRAL23**	50 / **NSYTRAL43**	50 / **NSYTRAL43**	50 / **NSYTRAL43**
	4-pole	50 / **NSYTRAL24**	50 / **NSYTRAL44**	50 / **NSYTRAL44**	50 / **NSYTRAL44**
	5-pole	50 / **NSYTRAL25**	50 / **NSYTRAL45**	50 / **NSYTRAL45**	50 / **NSYTRAL45**
	10-pole	10 / **NSYTRAL210**	10 / **NSYTRAL410**	10 / **NSYTRAL410**	10 / **NSYTRAL410**
	20-pole	10 / **NSYTRAL220**	10 / **NSYTRAL420**	10 / **NSYTRAL420**	10 / **NSYTRAL420**
Blue	10-pole	10 / **NSYTRAL210BL**	10 / **NSYTRAL410BL**	10 / **NSYTRAL410BL**	10 / **NSYTRAL410BL**
Grey	10-pole	10 / **NSYTRAL210GR**	10 / **NSYTRAL410GR**	10 / **NSYTRAL410GR**	10 / **NSYTRAL410BL**
Reduction jumper,	Screw to screw terminal	- / -	- / -	- / -	- / -
down to 2.5/4 mm²	Spring to spring terminal	- / -	- / -	- / -	- / -
Test plug	Metallic part, Ø 2.3 mm	10 / **NSYTRAATM1**	10 / **NSYTRAATM1**	10 / **NSYTRAATM1**	10 / **NSYTRAATM1**
	Insulating sleeve, red	10 / **NSYTRAATP1**	10 / **NSYTRAATP1**	10 / **NSYTRAATP1**	10 / **NSYTRAATP1**
Test adapter	For plug-in jumper shaft	10 / **NSYTRAFT**	10 / **NSYTRAFT**	10 / **NSYTRAFT**	10 / **NSYTRAFT**
Terminal cover	Yellow	- / -	- / -	- / -	- / -
Marker tag holder	For ● AB35 end stop	100 / **NSYTRASB4**	100 / **NSYTRASB4**	100 / **NSYTRASB4**	100 / **NSYTRASB4**
DIN rail 35 x 7.2 mm	Perforated, 2 m long	20 / **NSYSDR200BD**	20 / **NSYSDR200BD**	20 / **NSYSDR200BD**	20 / **NSYSDR200BD**
Marking accessories		See page 74			
General data					
	Strip length: mm (in.)	10 (0.39)	12 (0.47)	12 (0.47)	12 (0.47)

Linergy TR
Push-in terminal blocks
Grounding type

Grounding type





		NSYTRP22PE	NSYTRP23PE	NSYTRP24PE
Nominal c.s.a.: mm²		2.5	2.5	2.5
	Type of block	Grounding type	Grounding type	Grounding type
	Type of connection	1 pole - 1 x 1	1 pole - 1 x 2	1 pole - 2 x 2
	Color	Green/Yellow	Green/Yellow	Green/Yellow
Max. electric values		-	-	-
Approximate dimensions: mm (in.)				
	Length	48.5 (1.91)	60.5 (2.38)	72 (2.84)
	Height	36.5 (1.43)	36.5 (1.43)	36.5 (1.43)
	Width	5.2 (0.21)	5.2 (0.21)	5.2 (0.21)
Cabling c.s.a.: mm²		2.5	2.5	2.5
	Flexible cable	0.08 - 2.5	0.08 - 2.5	0.08 - 2.5
	Solid cable	0.08 - 4	0.08 - 4	0.08 - 4
Nominal electric values				
	IEC/EN 60947-7-1	-	-	-
	UL	24 - 12 AWG	24 - 12 AWG	24 - 12 AWG
	CSA	24 - 12 AWG	24 - 12 AWG	24 - 12 AWG
	ATEX ⓔ	-	-	-
Certifications		UL File E87739 CNN XCFR2, CSA File 256444 Class 6228-01, VDE, ATEX, IECEx, GL, LR, DNV, GOST	UL File E87739 CNN XCFR2, CSA File 256444 Class 6228-01, VDE, ATEX, IECEx, GL, LR, DNV, GOST	UL File E87739 CNN XCFR2, CSA File 256444 Class 6228-01, VDE, ATEX, IECEx, GL, LR, DNV, GOST
Terminal blocks				
		Sold in lots of / **Catalog number**	**Sold in lots of** / **Catalog number**	**Sold in lots of** / **Catalog number**
	Green/Yellow	50 / **NSYTRP22PE**	50 / **NSYTRP23PE**	50 / **NSYTRP24PE**
Accessories				
End stop	Clip-on, 5.2 mm	50 / **NSYTRAAB35**	50 / **NSYTRAAB35**	50 / **NSYTRAAB35**
for 35 mm DIN rail	With screw, 9.5 mm	50 / **NSYTRAABV35**	50 / **NSYTRAABV35**	50 / **NSYTRAABV35**
End plate,	Grey	50 / **NSYTRACR22**	50 / **NSYTRACR23**	50 / **NSYTRACR24**
width 2.2 mm	Blue	50 / **NSYTRACR22BL**	50 / **NSYTRACR23BL**	50 / **NSYTRACR24BL**
Partition plate,	Grey	50 / **NSYTRAPR42**	50 / **NSYTRAPR23**	50 / **NSYTRAPR24**
width 2 mm	Blue	- / -	- / -	- / -
Plug-in jumper	2-pole	50 / **NSYTRAL22**	50 / **NSYTRAL22**	50 / **NSYTRAL22**
Red	3-pole	50 / **NSYTRAL23**	50 / **NSYTRAL23**	50 / **NSYTRAL23**
	4-pole	50 / **NSYTRAL24**	50 / **NSYTRAL24**	50 / **NSYTRAL24**
	5-pole	50 / **NSYTRAL25**	50 / **NSYTRAL25**	50 / **NSYTRAL25**
	10-pole	10 / **NSYTRAL210**	10 / **NSYTRAL210**	10 / **NSYTRAL210**
	20-pole	10 / **NSYTRAL220**	10 / **NSYTRAL220**	10 / **NSYTRAL220**
Test plug	Metallic part, Ø 2.3 mm	10 / **NSYTRAATM1**	10 / **NSYTRAATM1**	10 / **NSYTRAATM1**
	Insulating sleeve, red	10 / **NSYTRAATP1**	10 / **NSYTRAATP1**	10 / **NSYTRAATP1**
Test adapter	For plug-in jumper shaft	10 / **NSYTRAFT**	10 / **NSYTRAFT**	10 / **NSYTRAFT**
Terminal cover	Yellow	- / -	- / -	- / -
Marker tag holder	For ●AB35 end stop	100 / **NSYTRASB4**	100 / **NSYTRASB4**	100 / **NSYTRASB4**
DIN rail 35 x 7.2 mm	Perforated, 2 m long	20 / **NSYSDR200BD**	20 / **NSYSDR200BD**	20 / **NSYSDR200BD**
Marking accessories		See page 74		
General data				
	Strip length: mm (in.)	10 (0.39)	10 (0.39)	10 (0.39)

Linergy TR
Push-in terminal blocks
Grounding type

Grounding type





		NSYTRP42PE	NSYTRP43PE	NSYTRP44PE
Nominal c.s.a.: mm²		4	4	4
	Type of block	Grounding type	Grounding type	Grounding type
	Type of connection	1 pole - 1 x 1	1 pole - 1 x 2	1 pole - 2 x 2
	Color	Green/Yellow	Green/Yellow	Green/Yellow
Max. electric values		-	-	-
Approximate dimensions: mm (in.)				
	Length	56 (2.21)	66.5 (2.62)	77 (3.03)
	Height	36.5 (1.43)	36.5 (1.43)	36.5 (1.43)
	Width	6.2 (0.24)	6.2 (0.24)	6.2 (0.24)
Cabling c.s.a.: mm²		4	4	4
	Flexible cable	0.08 - 4	0.08 - 4	0.08 - 4
	Solid cable	0.08 - 6	0.08 - 6	0.08 - 6
Nominal electric values				
	IEC/EN 60947-7-1	-	-	-
	UL	24 - 10 AWG	24 - 10 AWG	24 - 10 AWG
	CSA	24 - 10 AWG	24 - 10 AWG	24 - 10 AWG
	ATEX ⓔ	-	-	-
Certifications		UL File E87739 CNN XCFR2, CSA File 256444 Class 6228-01, VDE, ATEX, IECEx, GL, LR, DNV, GOST	UL File E87739 CNN XCFR2, CSA File 256444 Class 6228-01, VDE, ATEX, IECEx, GL, LR, DNV, GOST	UL File E87739 CNN XCFR2, CSA File 256444 Class 6228-01, VDE, ATEX, IECEx, GL, LR, DNV, GOST
Terminal blocks				
		Sold in lots of / **Catalog number**	**Sold in lots of** / **Catalog number**	**Sold in lots of** / **Catalog number**
	Green/Yellow	50 / **NSYTRP42PE**	50 / **NSYTRP43PE**	50 / **NSYTRP44PE**
Accessories				
End stop	Clip-on, 5.2 mm	50 / **NSYTRAAB35**	50 / **NSYTRAAB35**	50 / **NSYTRAAB35**
for 35 mm DIN rail	With screw, 9.5 mm	50 / **NSYTRAABV35**	50 / **NSYTRAABV35**	50 / **NSYTRAABV35**
End plate,	Grey	50 / **NSYTRACR42**	50 / **NSYTRACP43**	50 / **NSYTRACP44**
width 2.2 mm	Blue	- / -	- / -	- / -
Partition plate,	Grey	50 / **NSYTRAPR42**	- / -	- / -
width 2 mm	Blue	- / -	- / -	- / -
Plug-in jumper	2-pole	50 / **NSYTRAL42**	50 / **NSYTRAL42**	50 / **NSYTRAL42**
Red	3-pole	50 / **NSYTRAL43**	50 / **NSYTRAL43**	50 / **NSYTRAL43**
	4-pole	50 / **NSYTRAL44**	50 / **NSYTRAL44**	50 / **NSYTRAL44**
	5-pole	50 / **NSYTRAL45**	50 / **NSYTRAL45**	50 / **NSYTRAL45**
	10-pole	10 / **NSYTRAL410**	10 / **NSYTRAL410**	10 / **NSYTRAL410**
	20-pole	10 / **NSYTRAL420**	10 / **NSYTRAL420**	10 / **NSYTRAL420**
Test plug	Metallic part, Ø 2.3 mm	10 / **NSYTRAATM1**	10 / **NSYTRAATM1**	10 / **NSYTRAATM1**
	Insulating sleeve, red	10 / **NSYTRAATP1**	10 / **NSYTRAATP1**	10 / **NSYTRAATP1**
Test adapter	For plug-in jumper shaft	10 / **NSYTRAFT**	10 / **NSYTRAFT**	10 / **NSYTRAFT**
Terminal cover	Yellow	- / -	- / -	- / -
Marker tag holder	For ● AB35 end stop	100 / **NSYTRASB4**	100 / **NSYTRASB4**	100 / **NSYTRASB4**
DIN rail 35 x 7.2 mm	Perforated, 2 m long	20 / **NSYSDR200BD**	20 / **NSYSDR200BD**	20 / **NSYSDR200BD**
Marking accessories		See page 74		
General data				
	Strip length: mm (in.)	12 (0.47)	12 (0.47)	12 (0.47)

Linergy TR
Push-in terminal blocks
Double deck

Double deck

		Passthrough		Grounding type	
					
		NSYTRP24D		**NSYTRP24DPE**	
Nominal c.s.a.: mm²		2.5		2.5	
	Type of block	Passthrough - Double deck		Grounding type - Double deck	
	Type of connection	2 pole - 1 x 1		1 pole - 2 x 2	
	Color	Grey		Green/Yellow	
Max. electric values (Umax, Imax)		500 V, 24 A		-	
Approximate dimensions: mm (in.)					
	Length	78 (3.07)		78 (3.07)	
	Height	55 (2.17)		55 (2.17)	
	Width	5.2 (0.21)		5.2 (0.21)	
Cabling c.s.a.: mm²		2.5		2.5	
	Flexible cable	0.14 - 2.5		0.14 - 2.5	
	Solid cable	0.14 - 4		0.14 - 4	
Nominal electric values					
	IEC/EN 60947-7-1	500 V, 22 A		-	
	UL	600 V, 20 A, 26 - 12 AWG		26 - 12 AWG	
	CSA	600 V, 20 A, 26 - 12 AWG		26 - 12 AWG	
	ATEX	-		-	
Certifications *(1)*		UL File E87739 CNN XCFR2, CSA File 256444 Class 6228-01, VDE, GL, LR, DNV, GOST		UL File E87739 CNN XCFR2, CSA File 256444 Class 6228-01, VDE, GL, LR, DNV, GOST	
Terminal blocks					
		Sold in lots of	**Catalog number**	**Sold in lots of**	**Catalog number**
	Grey	50	**NSYTRP24D**	50	**NSYTRP24DPE**
	Blue	50	**NSYTRP24DBL**	-	-
Accessories					
End stop for 35 mm DIN rail	Clip-on, 5.2 mm	50	**NSYTRAAB35**	50	**NSYTRAAB35**
	With screw, 9.5 mm	50	**NSYTRAABV35**	50	**NSYTRAABV35**
End plate, width 2.2 mm	Grey	50	**NSYTRACRE24**	50	**NSYTRACRE24**
	Blue	-	-	-	-
Plug-in jumper Red	2-pole	50	**NSYTRAL22**	50	**NSYTRAL22**
	3-pole	50	**NSYTRAL23**	50	**NSYTRAL23**
	4-pole	50	**NSYTRAL24**	50	**NSYTRAL24**
	5-pole	50	**NSYTRAL25**	50	**NSYTRAL25**
	10-pole	10	**NSYTRAL210**	10	**NSYTRAL210**
	20-pole	10	**NSYTRAL220**	10	**NSYTRAL220**
Vertical jumper	1-pole	50	**NSYTRALV24R**	-	-
Test plug	Metallic part, Ø 2.3 mm	10	**NSYTRAATM1**	10	**NSYTRAATM1**
	Insulating sleeve, red	10	**NSYTRAATP1**	10	**NSYTRAATP1**
Test adapter	For plug-in jumper shaft	10	**NSYTRAFT**	10	**NSYTRAFT**
Marker tag holder	For ●AB35 end stop	100	**NSYTRASB4**	100	**NSYTRASB4**
DIN rail 35 x 7.2 mm	Perforated, 2 m long	20	**NSYSDR200BD**	20	**NSYSDR200BD**
Marking accessories		See page 74			
General data					
	Strip length: mm (in.)	10 (0.39)		10 (0.39)	

(1) ATEX and IECEx certifications pending.



The **NSYTRALV24R** vertical jumper offers the option of connecting both levels of the standard double deck **NSYTRP24D** terminal block.

Linergy TR
Push-in terminal blocks
Blade isolator

Blade isolator





		NSYTRP22SC	NSYTRP23SC	NSYTRP24SC
Nominal c.s.a.: mm²		2.5	2.5	2.5
	Type of block	Blade isolator	Blade isolator	Blade isolator
	Type of connection	1 pole - 1 x 1	1 pole - 1 x 2	1 pole - 2 x 2
	Color	Grey	Grey	Grey
Max. electric values (Umax, Imax)		400 V, 20 A	400 V, 20 A	400 V, 20 A
Approximate dimensions: mm (in.)				
	Length	62 (2.44)	72 (2.84)	72 (2.84)
	Height	36.5 (1.44)	36.5 (1.44)	36.5 (1.44)
	Width	5.2 (0.21)	5.2 (0.21)	5.2 (0.21)
Cabling c.s.a.: mm²		2.5	2.5	2.5
	Flexible cable	0.14 - 2.5	0.14 - 2.5	0.14 - 2.5
	Solid cable	0.14 - 4	0.14 - 4	0.14 - 4
Nominal electric values				
	IEC/EN 60947-7-1	400 V, 20 A	400 V, 20 A	400 V, 20 A
	UL	300 V, 20 A, 26 -12 AWG	300 V, 20 A, 26 -12 AWG	300 V, 20 A, 26 -12 AWG
	CSA	300 V, 20 A, 26 -12 AWG	300 V, 20 A, 26 -12 AWG	300 V, 20 A, 26 -12 AWG
	ATEX	-	-	-
Certifications		UL File E87739 CNN XCFR2, CSA File 256444 Class 6228-01, VDE, GL, LR, GOST	UL File E87739 CNN XCFR2, CSA File 256444 Class 6228-01, VDE, GL, LR, GOST	UL File E87739 CNN XCFR2, CSA File 256444 Class 6228-01, VDE, GL, LR, GOST
Terminal blocks				
		Sold in lots of / **Catalog number**	**Sold in lots of** / **Catalog number**	**Sold in lots of** / **Catalog number**
	Grey	50 / **NSYTRP22SC**	50 / **NSYTRP23SC**	50 / **NSYTRP24SC**
Accessories				
End stop for 35 mm DIN rail	Clip-on, 5.2 mm	50 / **NSYTRAAB35**	50 / **NSYTRAAB35**	50 / **NSYTRAAB35**
	With screw, 9.5 mm	50 / **NSYTRAABV35**	50 / **NSYTRAABV35**	50 / **NSYTRAABV35**
End plate, width 2.2 mm	Grey	50 / **NSYTRACPK22**	50 / **NSYTRACPK23**	50 / **NSYTRACPK24**
	Blue	- / -	- / -	- / -
Partition plate, width 2 mm	Grey	50 / **NSYTRAPR23**	50 / **NSYTRAPR24**	- / -
	Blue	- / -	- / -	- / -
Plug-in jumper Red	2-pole	50 / **NSYTRAL22**	50 / **NSYTRAL22**	50 / **NSYTRAL22**
	3-pole	50 / **NSYTRAL23**	50 / **NSYTRAL23**	50 / **NSYTRAL23**
	4-pole	50 / **NSYTRAL24**	50 / **NSYTRAL24**	50 / **NSYTRAL24**
	5-pole	50 / **NSYTRAL25**	50 / **NSYTRAL25**	50 / **NSYTRAL25**
	10-pole	10 / **NSYTRAL210**	10 / **NSYTRAL210**	10 / **NSYTRAL210**
	20-pole	10 / **NSYTRAL220**	10 / **NSYTRAL220**	10 / **NSYTRAL220**
Test plug	Metallic part, Ø 2.3 mm	10 / **NSYTRAATM1**	10 / **NSYTRAATM1**	10 / **NSYTRAATM1**
	Insulating sleeve, red	10 / **NSYTRAATP1**	10 / **NSYTRAATP1**	10 / **NSYTRAATP1**
Test adapter	For plug-in jumper shaft	10 / **NSYTRAFT**	10 / **NSYTRAFT**	10 / **NSYTRAFT**
Marker tag holder	For ● AB35 end stop	100 / **NSYTRASB4**	100 / **NSYTRASB4**	100 / **NSYTRASB4**
DIN rail 35 x 7.2 mm	Perforated, 2 m long	20 / **NSYSDR200BD**	20 / **NSYSDR200BD**	20 / **NSYSDR200BD**
Marking accessories		See page 74		
General data				
	Strip length: mm (in.)	10 (0.39)	10 (0.39)	10 (0.39)
Removable carrier	for fuse 5 x 20 mm	-	-	-
	for fuse 5 x 20 mm 110 V	-	-	-
	for fuse 5 x 20 mm 12 V	-	-	-
	for component	-	-	-
	with 1N4007 diode	-	-	-

Linergy TR
Push-in terminal blocks
Component carrier

Component carrier





		NSYTRP22TB		NSYTRP42TB	
Nominal c.s.a.: mm²		2.5		4	
	Type of block	Component carrier		Component carrier	
	Type of connection	1 pole - 1 x 1		1 pole - 1 x 1	
	Color	Grey		Grey	
Max. electric values (Umax, Imax)		400 V, 20 A		400 V, 20 A	
Approximate dimensions: mm (in.)					
	Length	62 (2.44)		56 (2.21)	
	Height	36.5 (1.44)		36.5 (1.44)	
	Width	5.2 (0.21)		6.2 (0.24)	
Cabling c.s.a.: mm²		2.5		4	
	Flexible cable	0.14 - 2.5		0.2 - 4	
	Solid cable	0.14 - 4		0.2 - 6	
Nominal electric values					
	IEC/EN 60947-7-1	400 V, 20 A		400 V, 20 A	
	UL	300 V, 20 A, 26 -12 AWG		300 V, 20 A, 24 -12 AWG	
	CSA	300 V, 20 A, 26 -12 AWG		300 V, 20 A, 24 -12 AWG	
	ATEX	-		-	
Certifications		UL File E87739 CNN XCFR2, CSA File 256444 Class 6228-01, VDE, GL, LR, GOST		UL File E87739 CNN XCFR2, CSA File 256444 Class 6228-01, VDE, GL, GOST	
Terminal blocks					
		Sold in lots of	**Catalog number**	**Sold in lots of**	**Catalog number**
	Grey	50	**NSYTRP22TB**	50	**NSYTRP42TB**
Accessories					
End stop for 35 mm DIN rail	Clip-on, 5.2 mm	50	**NSYTRAAB35**	50	**NSYTRAAB35**
	With screw, 9.5 mm	50	**NSYTRAABV35**	50	**NSYTRAABV35**
End plate, width 2.2 mm	Grey	50	**NSYTRACPK22**	50	**NSYTRACR42**
	Blue	-	-	-	-
Partition plate, width 2 mm	Grey	-	-	50	**NSYTRAPR24**
	Blue	-	-	-	-
Plug-in jumper Red	2-pole	50	**NSYTRAL22**	50	**NSYTRAL42**
	3-pole	50	**NSYTRAL23**	50	**NSYTRAL43**
	4-pole	50	**NSYTRAL24**	50	**NSYTRAL44**
	5-pole	50	**NSYTRAL25**	50	**NSYTRAL45**
	10-pole	10	**NSYTRAL210**	10	**NSYTRAL410**
	20-pole	10	**NSYTRAL220**	10	**NSYTRAL420**
Test plug	Metallic part, Ø 2.3 mm	10	**NSYTRAATM1**	10	**NSYTRAATM1**
	Insulating sleeve, red	10	**NSYTRAATP1**	10	**NSYTRAATP1**
Test adapter	For plug-in jumper shaft	10	**NSYTRAFT**	10	**NSYTRAFT**
Marker tag holder	For ● AB35 end stop	100	**NSYTRASB4**	100	**NSYTRASB4**
DIN rail 35 x 7.2 mm	Perforated, 2 m long	20	**NSYSDR200BD**	20	**NSYSDR200BD**
Marking accessories		See page 74			
General data					
	Strip length: mm (in.)	10 (0.39)		12 (0.47)	
Removable carrier	for fuse 5 x 20 mm	10	**NSYTRASF520**	10	**NSYTRASF520**
	for fuse 5 x 20 mm 110 V	10	**NSYTRASF520M**	10	**NSYTRASF520M**
	for fuse 5 x 20 mm 12 V	10	**NSYTRASF520B**	10	**NSYTRASF520B**
	for component	10	**NSYTRASV1**	10	**NSYTRASV1**
	with 1N4007 diode	10	**NSYTRASV2**	10	**NSYTRASV2**

Hybrid terminal blocks

Screw and insulation displacement connection (IDC)

Contents



Passthrough **70**

Linergy TR
Hybrid terminal blocks
Screw and insulation displacement connection (IDC)
Passthrough

Passthrough





		NSYTRH12		NSYTRH13	
Nominal c.s.a.: mm²		1.5		1.5	
	Type of block	Passthrough		Passthrough	
	Type of connection	1 pole - 1 x 1		1 pole - 1 x 2 (1 screw x 2 IDC)	
	Color	Grey		Grey	
Max. electric values (Umax, Imax)		800 V, 17 A		800 V, 17 A	
Approximate dimensions: mm (in.)					
	Length	58.8 (2.32)		76.4 (3.01)	
	Height	42.8 (1.69)		42.8 (1.69)	
	Width	5.2 (0.21)		5.2 (0.21)	
Cabling c.s.a.: mm²	IDC connection	1.5		1.5	
	Flexible cable	0.5 - 1.5		0.5 - 1.5	
Cabling c.s.a.: mm²	Screw connection	1.5		1.5	
	Flexible cable	0.14 - 2.5		0.14 - 2.5	
	Solid cable	0.14 - 4		0.14 - 4	
Nominal electric values					
	IEC/EN 60947-7-1	800 V, 17 A		800 V, 17 A	
	UL	600 V, 10 A, 24 - 16 AWG		600 V, 10 A, 24 - 16 AWG	
	CSA	600 V, 10 A, 24 - 16 AWG		600 V, 10 A, 24 - 16 AWG	
	ATEX	550 V, 16.5 A		550 V, 16.5 A	
Certifications		UL File E87739 CNN XCFR2, CSA File 256444 Class 6228-01, ATEX, IECEx, GOST		UL File E87739 CNN XCFR2, CSA Pending , ATEX, IECEx, GOST	
Terminal blocks					
		Sold in lots of	**Catalog number**	**Sold in lots of**	**Catalog number**
	Grey	50	**NSYTRH12**	50	**NSYTRH13**
Accessories					
End stop for 35 mm DIN rail	Clip-on, 5.2 mm	50	**NSYTRAAB35**	50	**NSYTRAAB35**
	With screw, 9.5 mm	50	**NSYTRAABV35**	50	**NSYTRAABV35**
End plate, width 2.2 mm	Grey	50	**NSYTRACH12**	50	**NSYTRACH13**
	Blue	-	-	-	-
Partition plate, width 2 mm	Grey	50	**NSYTRAPD12**	50	**NSYTRAPD13**
	Blue	-	-	-	-
Plug-in jumper Red	2-pole	50	**NSYTRAL22**	50	**NSYTRAL22**
	3-pole	50	**NSYTRAL23**	50	**NSYTRAL23**
	4-pole	50	**NSYTRAL24**	50	**NSYTRAL24**
	5-pole	50	**NSYTRAL25**	50	**NSYTRAL25**
	10-pole	10	**NSYTRAL210**	10	**NSYTRAL210**
	20-pole	10	**NSYTRAL220**	10	**NSYTRAL220**
Test plug	Metallic part, Ø 2.3 mm	10	**NSYTRAATM1**	10	**NSYTRAATM1**
	Insulating sleeve, red	10	**NSYTRAATP1**	10	**NSYTRAATP1**
Test adapter	For plug-in jumper shaft	10	**NSYTRAFT**	10	**NSYTRAFT**
Marker tag holder	For ● AB35 end stop	100	**NSYTRASB4**	100	**NSYTRASB4**
DIN rail 35 x 7.2 mm	Perforated, 2 m long	20	**NSYSDR200BD**	20	**NSYSDR200BD**
Marking accessories		See page 74			
General data					
	Strip length: mm (in.)	9 (0.35)		9 (0.35)	
	Screw thread	M3		M3	
	Torque: N•m (lb-in)	0.5 - 0.6 (4.43 - 5.31)		0.6 - 0.8 (5.31 - 7.08)	

Linergy TR
Hybrid terminal blocks
Screw and insulation displacement connection (IDC)
Passthrough

Passthrough





		NSYTRH22		NSYTRH12PE	
Nominal c.s.a.: mm²		2.5		1.5	
	Type of block	Passthrough		Grounding type	
	Type of connection	1 pole - 1 x 1		1 pole - 1 x 1	
	Color	Grey		Green/Yellow	
Max. electric values (Umax, Imax)		800 V, 24 A		-	
Approximate dimensions: mm (in.)					
	Length	62.6 (2.47)		58.8 (2.32)	
	Height	42.8 (1.69)		42.8 (1.69)	
	Width	6.2 (0.24)		5.2 (0.21)	
Cabling c.s.a.: mm²	IDC connection	2.5		1.5	
	Flexible cable	0.5 - 2.5		0.5 - 1.5	
Cabling c.s.a.: mm²	Screw connection	2.5		1.5	
	Flexible cable	0.14 - 4		0.14 - 2.5	
	Solid cable	0.14 - 6		0.14 - 4	
Nominal electric values					
	IEC/EN 60947-7-1	800 V, 24 A		-	
	UL	600 V, 15 A, 20 - 14 AWG		24 - 16 AWG	
	CSA	600 V, 15 A, 20 - 14 AWG		24 - 16 AWG	
	ATEX	550 V, 22 A		-	
Certifications		UL File E87739 CNN XCFR2, CSA File 256444 Class 6228-01, ATEX, IECEx, GOST		UL File E87739 CNN XCFR2, CSA Pending, ATEX, IECEx, GOST	
Terminal blocks					
		Sold in lots of	**Catalog number**	**Sold in lots of**	**Catalog number**
	Grey	50	**NSYTRH22**	50	**NSYTRH12PE**
Accessories					
End stop for 35 mm DIN rail	Clip-on, 5.2 mm	50	**NSYTRAAB35**	50	**NSYTRAAB35**
	With screw, 9.5 mm	50	**NSYTRAABV35**	50	**NSYTRAABV35**
End plate, width 2.2 mm	Grey	50	**NSYTRACH22**	50	**NSYTRACH12**
	Blue	-	-	-	-
Partition plate, width 2 mm	Grey	-	-	50	**NSYTRAPD12**
	Blue	-	-	-	-
Plug-in jumper Red	2-pole	50	**NSYTRAL42**	50	**NSYTRAL22**
	3-pole	50	**NSYTRAL43**	50	**NSYTRAL23**
	4-pole	50	**NSYTRAL44**	50	**NSYTRAL24**
	5-pole	50	**NSYTRAL45**	50	**NSYTRAL25**
	10-pole	10	**NSYTRAL410**	10	**NSYTRAL210**
	20-pole	10	**NSYTRAL420**	10	**NSYTRAL220**
Test plug	Metallic part, Ø 2.3 mm	10	**NSYTRAATM1**	10	**NSYTRAATM1**
	Insulating sleeve, red	10	**NSYTRAATP1**	10	**NSYTRAATP1**
Test adapter	For plug-in jumper shaft	10	**NSYTRAFT**	10	**NSYTRAFT**
Marker tag holder	For ● AB35 end stop	100	**NSYTRASB4**	100	**NSYTRASB4**
DIN rail 35 x 7.2 mm	Perforated, 2 m long	20	**NSYSDR200BD**	20	**NSYSDR200BD**
Marking accessories		See page 74			
General data					
	Strip length: mm (in.)	10 (0.39)		14 (0.55)	
	Screw thread	M4		M5	
	Torque: N•m (lb-in)	1.5 - 1.8 (13.28 - 15.93)		2.5 - 3 (22.13 - 26.55)	

Accessories
Contents



Marking accessories **74**

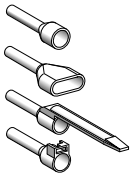

Mounting and cabling accessories **78**



Mounting tracks **87**

Linergy TR
Marking accessories

Marking accessories





Clip-in marker strips		NSYTRAB5●	NSYTRAB6●	NSYTRAB8●
Description		10 consecutive figures or numbers, printed horizontally	10 consecutive figures or numbers, printed horizontally	10 consecutive figures or numbers, printed horizontally
	Material	Polyamide (PA 6.6, silicone and halogen-free)	Polyamide (PA 6.6, silicone and halogen-free)	Polyamide (PA 6.6, silicone and halogen-free)
	Color	Black markings on white background	Black markings on white background	Black markings on white background
	Inflammability class acc. to UL 94	V2	V2	V2
	Temperature range: °C (°F)	-40 to +100 (-40 to +212)	-40 to +100 (-40 to +212)	-40 to +100 (-40 to +212)
Compatibility		For 2.5 mm² TBs: **NSY TRV** / **TRR** / **TRP** / **TRH**	For 4 mm² TBs: **NSY TRV** / **TRR** / **TRP** / **TRH**	For 6 mm² TBs: **NSY TRV** / **TRR** / **TRP** / **TRH**
	For terminal block width: mm²	5.2	6.2	8.2
	Mounting position	Lateral sides for **NSYTRV** terminal blocks Central shaft for **NSYTRR** / **NSYTRP** / **NSYTRH** terminal blocks	Lateral sides for **NSYTRV** terminal blocks Central shaft for **NSYTRR** / **NSYTRP** / **NSYTRH** terminal blocks	Lateral sides for **NSYTRV** terminal blocks Central shaft for **NSYTRR** / **NSYTRP** / **NSYTRH** terminal blocks

Marking strips							
Printed characters		Sold in lots of	Catalog number	Sold in lots of	Catalog number	Sold in lots of	Catalog number
	1 to 10	10	**NSYTRAB510**	10	**NSYTRAB610**	10	**NSYTRAB810**
	11 to 20	10	**NSYTRAB520**	10	**NSYTRAB620**	10	**NSYTRAB820**
	21 to 30	10	**NSYTRAB530**	10	**NSYTRAB630**	10	**NSYTRAB830**
	31 to 40	10	**NSYTRAB540**	10	**NSYTRAB640**	10	**NSYTRAB840**
	41 to 50	10	**NSYTRAB550**	10	**NSYTRAB650**	10	**NSYTRAB850**
	51 to 60	10	**NSYTRAB560**	10	**NSYTRAB660**	10	**NSYTRAB860**
	61 to 70	10	**NSYTRAB570**	10	**NSYTRAB670**	10	**NSYTRAB870**
	71 to 80	10	**NSYTRAB580**	10	**NSYTRAB680**	10	**NSYTRAB880**
	81 to 90	10	**NSYTRAB590**	10	**NSYTRAB690**	10	**NSYTRAB890**
	91 to 100	10	**NSYTRAB5100**	10	**NSYTRAB6100**	10	**NSYTRAB8100**
	1 to 100 (1 to 10; 11 to 20; through 91 to 100)	100	**NSYTRAB51100**	100	**NSYTRAB61100**	-	-
	L1, L2, L3, N, PE	10	**NSYTRAB5L1N**	10	**NSYTRAB6L1N**	-	-

Marking cards





Blank marking cards		Sold in lots of	Catalog number	Sold in lots of	Catalog number	Sold in lots of	Catalog number
	72 characters (6 strips)	10	**NSYTRABPV5**	-	-	-	-
	60 characters (6 strips)	-	-	10	**NSYTRABPV6**	-	-
	42 characters (6 strips)	-	-	-	-	10	**NSYTRABPV8**
Accessories							
	Plotter adapter for marking cards	1	**NSYTRABMP1**	1	**NSYTRABMP1**	1	**NSYTRABMP1**

Linergy TR
Marking accessories

Marking accessories




Clip-in marker strips		NSYTRAB10●	NSYTRABF5●	NSYTRABF6●
Description		10 consecutive figures or numbers, printed horizontally	10 consecutive figures or numbers, printed horizontally	10 consecutive figures or numbers, printed horizontally
	Material	Polyamide (PA 6.6, silicone and halogen-free)	Polyamide (PA 6.6, silicone and halogen-free)	Polyamide (PA 6.6, silicone and halogen-free)
	Color	Black markings on white background	Black markings on white background	Black markings on white background
	Inflammability class acc. to UL 94	V2	V2	V2
	Temperature range: °C (°F)	-40 to +100 (-40 to +212)	-40 to +100 (-40 to +212)	-40 to +100 (-40 to +212)
Compatibility		For > = 10 mm² TBs: **NSY TRV** / **TRR** / **TRP** / **TRH**	For 2.5 mm² TBs: **NSY TRV** / **TRR** / **TRP** / **TRH**	For 4 mm² TBs: **NSY TRV** / **TRR** / **TRP** / **TRH**
	For terminal block width: mm²	≥ 10.2 *(1)*	5.2	6.2
	Mounting position	Lateral sides for **NSYTRV** terminal blocks Central shaft for **NSYTRR** / **NSYTRP** / **NSYTRH** terminal blocks	Central shaft for **NSYTRR** / **NSYTRP** / **NSYTRH** terminal blocks Lateral sides for **NSYTRV** terminal blocks	Central shaft for **NSYTRR** / **NSYTRP** / **NSYTRH** terminal blocks Lateral sides for **NSYTRV** terminal blocks

Marking strips							
Printed characters		Sold in lots of	Catalog number	Sold in lots of	Catalog number	Sold in lots of	Catalog number
	1 to 10	10	**NSYTRAB1010**	10	**NSYTRABF510**	10	**NSYTRABF610**
	11 to 20	10	**NSYTRAB1020**	10	**NSYTRABF520**	10	**NSYTRABF620**
	21 to 30	10	**NSYTRAB1030**	10	**NSYTRABF530**	10	**NSYTRABF630**
	31 to 40	10	**NSYTRAB1040**	10	**NSYTRABF540**	10	**NSYTRABF640**
	41 to 50	10	**NSYTRAB1050**	10	**NSYTRABF550**	10	**NSYTRABF650**
	51 to 60	10	**NSYTRAB1060**	-	-	-	-
	61 to 70	10	**NSYTRAB1070**	-	-	-	-
	71 to 80	10	**NSYTRAB1080**	-	-	-	-
	81 to 90	10	**NSYTRAB1090**	-	-	-	-
	91 to 100	10	**NSYTRAB10100**	-	-	-	-
	1 to 100 (1 to 10; 11 to 20; through 91 to 100)	-	-	-	-	-	-
	L1, L2, L3, N, PE	-	-	-	-	-	-

Marking cards




Blank marking cards		Sold in lots of	Catalog number	Sold in lots of	Catalog number	Sold in lots of	Catalog number
	72 characters (6 strips)	-	-	-	-	-	-
	60 characters (6 strips)	-	-	10	**NSYTRABFPV5**	10	**NSYTRABFPV6**
	42 characters (6 strips)	-	-	-	-	-	-
Accessories							
	Plotter adapter for marking cards	-	-	1	**NSYTRABMP2**	1	**NSYTRABMP2**

(1) For 16 mm² terminal blocks or larger, the strip must be broken and the individual marking characters used.

Linergy TR
Marking accessories

Marking accessories





		NSYTRABCV●		NSYTRABC●	
		Marking collars for cables		**Marking inserts for collars**	
Description		Open marker carrier, 15 mm wide, for clipping into wire		360 inserts for marking collars, A4 format, perforated 15 x 4 mm inserts	
	Material	PVC (Silicone-free)		Polyester (Silicone- and halogen-free)	
	Color	White marker with transparent sleeve		White, yellow, red or blue	
	Inflammability class according to UL 94	V0		V0	
	Temperature range: °C (°F)	-50 to +80 (-58 to +176)		-40 to +100 (-40 to +212)	
Compatibility		For conductor diameter 2 mm up to 8 mm		For all **NSYTRABCV●** marking collars	
	Mounting position	Clip-on to the cable		Slides inside the collar sleeve	
	Marking elements	With any of the **NSYTRABCP●** marking elements		Can be printed with any office printer, plotter or pen	
Marking collars and inserts					
Marking collars		**Sold in lots of**	**Catalog number**	**Sold in lots of**	**Catalog number**
for conductor diameter	2 to 3.5 mm	500	**NSYTRABCV23**	-	-
	3 to 5 mm	500	**NSYTRABCV35**	-	-
	5 to 8 mm	500	**NSYTRABCV58**	-	-
Marking inserts, A4 format, perforated					
Color	White	-	-	10	**NSYTRABCP1**
	Yellow	-	-	10	**NSYTRABCP2**
	Red	-	-	10	**NSYTRABCP3**
	Blue	-	-	10	**NSYTRABCP4**
Marking card with 50 inserts					
Color	White	-	-	-	-

Linergy TR
Marking accessories
Marking plotter

Marking plotter



NSYTRAPLOT

- A flexible plotter that labels marking elements quickly and easily.
- Rugged construction in stylish aluminium
- Easy to change fixtures to suit a variety of marking elements
- Auto calibration, no adjustment necessary
- Including **NSYTRA BMP1** / **BMP2** adapter plates, 0.25 & 0.35 mm black pens, Spacial print software, power supply, connecting cables, user manual

Marking plotter and accessories

Printing area		A4	
Input voltage/ frequency		100 - 240 V AC, 50/60 Hz	
Interface		USB 2.0	
Operating system		MS Windows XP/Vista/7	
Compatibility		For all **NSYTR** blank marking cards	
Marking collars and inserts			
Marking plotter		**Sold in lots of**	**Catalog number**
Color	Grey	1	**NSYTRAPLOT**
Accessories			
		Sold in lots of	**Catalog number**
Adapter plates	For **NSYTRABPV●** and **NSYTRAXPV●** marking cards	1	**NSYTRABMP1**
	For **NSYTRAFBPV●** marking cards	1	**NSYTRABMP2**
	For **ZBY●** marking elements *(1)*	1	**NSYTRABMP3**
Pen, disposable	0.25 mm line, black	1	**NSYTRAPEN2**
	0.35 mm line, black	1	**NSYTRAPEN3**

*(1) Can print **ZBY0102**; **ZBY0501** and **ZBY0502** marking elements and all marking sheets: **NSYTRABC●** , **ZBY4100, ZBY001**, **ZBY5100,** and **ZBY1101**.*

Available September 2013

Linergy TR
Mounting and cabling accessories

Presentation

The cable end consists of a tinned copper tube, with a molded insulating bezel at the end.
The copper tube encases the strands of the flexible conductor and makes it easier to insert it into terminals.
The plastic bezel insulates the conductor from adjacent connections.
In addition, certain models allow marking of the conductors.

General characteristics

- Copper tube tinned by electrolysis according to ISO 1337.
- Halogen-free plastic insulating bezel.
- Temperature withstand -20 to +105 °C (-4 to +221 °F).
- Conforming to standards NFC 63-023 or DIN 46228.
- UL and CSA certifications for certain products.

Presentation of the range

4 types

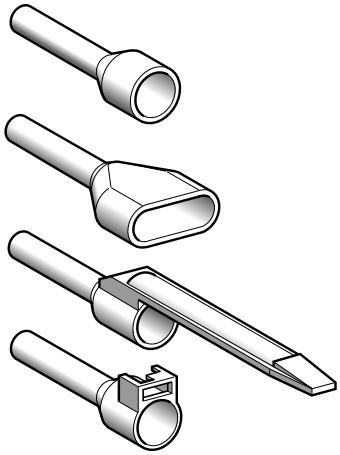

- Single conductor cable ends with insulating bezel
- Twin conductor cable ends with insulating bezel
- Single conductor cable ends with “markable” insulating bezel
- Single conductor cable ends with insulating bezel for fitting clip-on marker tags

3 lengths

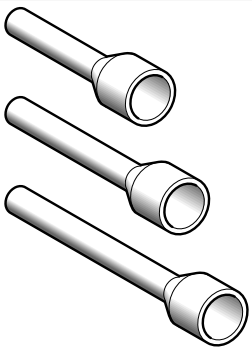

- Short: 11 mm, for printed circuit board type mini-connector
- Medium: 13 mm, for industrial applications, connector or screw clamp
- Long: 16.8 mm, for plug-in and spring terminal block applications

4 types of packaging

- Dispenser pack: c.s.a. ≥ 2.5 mm^2
- String of 10 detachable bags: c.s.a. ≤ 4 mm^2
- Individual bag: c.s.a. ≥ 6 mm^2
- Bag containing 10 strips of 50 cable ends

2 standards

- Products conforming to standard NF C 63-023
- Products conforming to standard DIN 46228 Part 4

Linergy TR
Mounting and cabling accessories

A



B

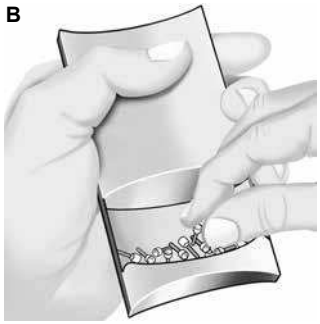

C



4 types of packaging

3 types of bulk pack

- **Strings of 10 detachable bags** c.s.a. 0.25 mm² to 4 mm² inclusive.
- **Individual bags containing 20 or 100 products** c.s.a. 6 mm² to 50 mm².
- **Dispenser containing 200, 100 or 50 products**
  - c.s.a. 0.5 to 2.5 mm² (single conductor cable ends),
  - c.s.a. 2 x 0.7 to 2 x 2.5 mm² (twin conductors cable ends).

The dispensers are supplied in packs. Each pack contains 5 dispensers.

This type of packaging for cable:
- Facilitates storage by avoiding mixing up cable ends of different cross-sectional areas.
- Helps you immediately identify the size of the cable ends it contains because it is the same color as these cable ends.
- Is designed for controlled dispensing **A** and automatic storage **C**.
- Allows you to easily pick up the cable ends from the dish-shaped receptacle **B**.

By simply pressing the sides, the dispenser releases the required quantity of cable ends into the receptacle, where they can be picked up, as required.
Releasing the pressure on the sides stops the flow of cable ends.

The color of the dispenser pack corresponds to the color coding of the Schneider Electric cable ends.
The cable end size can therefore be selected visually and instantly.

Strips of 50 cable ends, packed in bags of 10 strips

- C.s.a. from 0.5 to 2.5 mm².
- Allows automatic feeding and crimping of cable ends, using crimping tool **AT1TRIF01**.

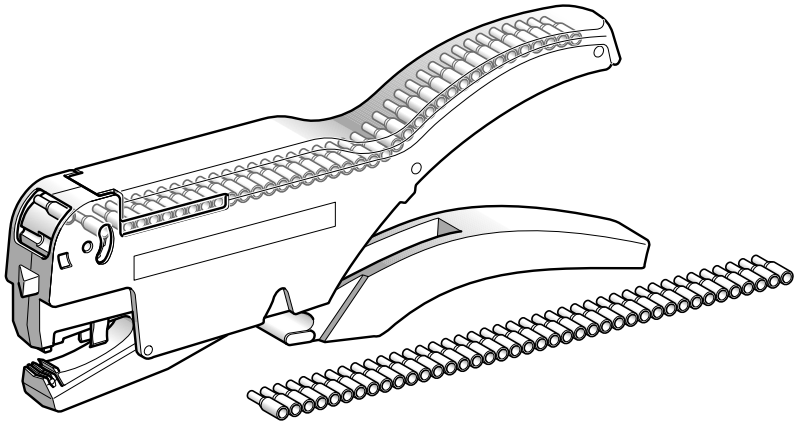

Linergy TR
Mounting and cabling accessories
Insulated cable ends

Product type	Insulated cable ends					
	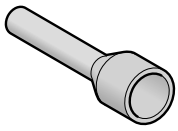		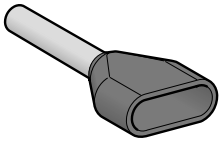		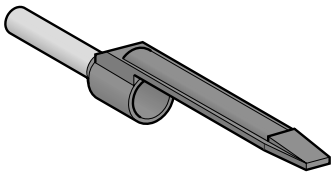	
Type	Single conductor cable ends		Twin conductor cable ends		Single conductor markable cable ends	
Conforming to standard	NF C 63-023	DIN 46228	NF C 63-023	DIN 46228	NF C 63-023	DIN 46228
Length of cable end	Short-medium-long		Medium		Medium	
Conductor c.s.a. (mm^2)	0.25 to 6	0.5 to 6	2 x 0.75 to 2 x 2.5		0.25 to 2.5	0.5 to 2.5
Packaging	Individual bag (6 mm^2) Strip of tear-off bags Dispenser pack (0.5 to 2.5 mm^2)		Dispenser pack		Strip of tear-off bags	
Type of clip-on marker	-					
Tools available	-					
Catalog numbers	**DZ5CE/AZ5CE**		**AZ5DE**		**DZ5CA**	
See page	82	84	82	84	83	85

Linergy TR

Mounting and cabling accessories

Marking accessories for insulated cable ends, Tools

Product type	Insulated cable ends	Marking accessories for insulated cable ends	Tools
	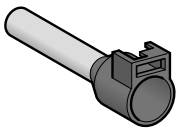	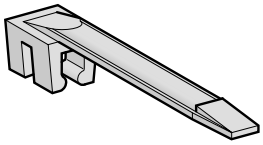	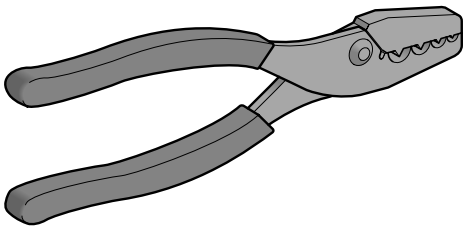

Type	Single conductor cable ends with facility for clip-in marker tag holder		Clip-on marker holder	Clip-in marker tag holder	Clip-on markers	For fitting clip-on markers	For cabling
Conforming to standard	NF C63-023	DIN 46228	-				
Length of cable end	Medium-long		-				
Conductor c.s.a. (mm^2)	4 to 50		-				
Packaging	Strip of tear-off bags (4 mm^2) Individual bag		-				
Type of clip-on marker	-				Letter Number Color	-	
Tools available	-					Marker holder Tool for quick positioning of markers	Automatic wire stripping tool Automatic wire cutting/stripping tool Cable end crimping tools Wire cutters
Catalog numbers	**DZ5CA**		**AR1SC0**		**AR1M**	**AT1P**	**AT1/AT2**
See page	83	85	85		85	85	86/87

Linergy TR
Mounting and cabling accessories
Conforming to standard NF C 63-023

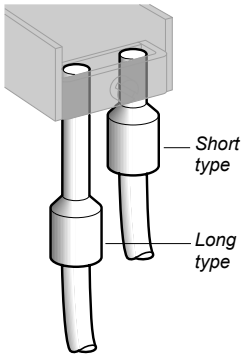

DZ5CE

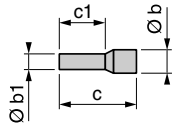

DZ5CE/AZ5CE

Single conductor cable ends (Packed in individual bags or "strings" of bags)

Conductor c.s.a.		Color	Type	Approximate dimensions				Sold in lots of	Catalog number	Weight per lot
				Ø b	Ø b1	c	c1			
mm²	AWG			mm	mm	mm	mm			kg (lbs)
0.25	26	Yellow	Short	2.2	1.2	11	6.2	10 x 100	**DZ5CE002L6**	0.055 (0.121)
			Medium	2.2	1.2	13	8.2	10 x 100	**DZ5CE002**	0.060 (0.132)
0.34	24	Green	Short	2.2	1.2	11	6.2	10 x 100	**DZ5CE003L6**	0.055 (0.121)
			Medium	2.2	1.2	13	8.2	10 x 100	**DZ5CE003**	0.060 (0.132)
0.5	22	White	Medium	3	1.4	13	8.2	10 x 100	**DZ5CE005** *(1)*	0.090 (0.198)
			Long	3	1.4	16.8	12	10 x 100	**DZ5CE005L12**	0.095 (0.209)
0.75	20	Blue	Short	3.1	1.6	11	6.2	10 x 100	**DZ5CE007L6** *(1)*	0.095 (0.209)
			Medium	3.1	1.6	13	8.2	10 x 100	**DZ5CE007** *(1)*	0.100 (0.220)
1	18	Red	Short	3.4	1.8	11.5	6.2	10 x 100	**DZ5CE010L6** *(1)*	0.095 (0.209)
			Medium	3.4	1.8	13.5	8.2	10 x 100	**DZ5CE010** *(1)*	0.100 (0.220)
			Long	3.4	1.8	16.8	12	10 x 100	**DZ5CE010L12**	0.150 (0.331)
1.5	16	Black	Short	4	2.1	11.5	6.2	10 x 100	**DZ5CE015L6** *(1)*	0.110 (0.243)
			Medium	4	2.1	13.5	8.2	10 x 100	**DZ5CE015** *(1)*	0.120 (0.265)
			Long	4	2.1	22.8	17.7	10 x 100	**DZ5CE0153** *(1)*	0.215 (0.474)
2	14	Yellow	Medium	4.2	2.35	14.5	8.2	10 x 100	**DZ5CE020**	0.135 (0.298)
2.5	14	Grey	Medium	4.6	2.7	14.5	8.2	10 x 100	**DZ5CE025** *(1)*	0.150 (0.331)
			Long	4.6	2.7	24	17.7	10 x 100	**DZ5CE0253** *(1)*	0.254 (0.560)
4	12	Orange	Medium	5.5	3.3	17.3	9.8	10 x 100	**DZ5CE042** *(1)*	0.300 (0.661)
			Long	5.5	3.3	25.5	17.5	10 x 100	**DZ5CE043** *(1)*	0.455 (1.003)
6	10	Green	Medium	7	3.95	20	11.5	1 x 100	**DZ5CE062**	0.045 (0.099)
			Long	7	3.95	26	17.5	1 x 100	**DZ5CE063**	0.065 (0.143)
Single conductor cable ends (In dispenser pack)										
1	18	Red	Medium	3.4	1.8	13.5	8.2	5 x 200	**AZ5CE010** *(1)*	0.364 (0.802)
1.5	16	Black	Medium	4	2.1	13.5	8.2	5 x 200	**AZ5CE015** *(1)*	0.180 (0.397)
2.5	14	Grey	Medium	4.6	2.7	14.5	8.2	5 x 100	**AZ5CE025** *(1)*	0.160 (0.353)

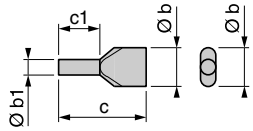

AZ5DE

Twin conductor cable ends (In dispenser pack)

Conductor c.s.a.		Color	Type	Approximate dimensions				Sold in lots of	Catalog number	Weight per lot
				Ø b	Ø b1	c	c1			
mm²	AWG			mm	mm	mm	mm			kg (lbs)
2 x 0.75	20	Blue	Medium	2.8 x 5	2	15	8	5 x 100	**AZ5DE007** *(2)*	0.130 (0.287)
2 x 1	18	Red	Medium	3.4 x 5.4	2.25	15	8	5 x 100	**AZ5DE010** *(2)*	0.140 (0.309)
2 x 1.5	16	Black	Medium	3.6 x 6.6	2.5	15	8	5 x 100	**AZ5DE015** *(2)*	0.155 (0.342)
2 x 2.5	14	Grey	Medium	4.2 x 7.8	3.2	18.5	10	5 x 50	**AZ5DE025** *(2)*	0.145 (0.320)

(1) UL Component Recognized (File E164872), provided the AT1PA2 or AT1PA4 crimping tool is used to crimp the cable end.
(2) CSA certified products.

Linergy TR
Mounting and cabling accessories
Conforming to standard NF C 63-023

Twin conductor cable ends (Economy packaging, in 1 plastic bag)

Conductor c.s.a.		Color	Type	Approximate dimensions				Sold in lots of	Catalog number	Weight per lot
				Ø b	Ø b1	c	c1			
mm²	AWG			mm	mm	mm	mm			kg (lbs)
2 x 0.5	22	White	Medium	2.5 x 4.7	1.7	18.5	8	1 x 1000	**AZ5DE005** *(2)*	0.110 (0.243)

Single conductor markable cable ends (Packed in "strings" of bags)

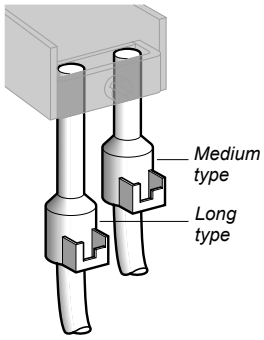

DZ5CA0●●

Conductor c.s.a.		Color	Type	Approximate dimensions				Sold in lots of	Catalog number	Weight per lot
				Ø b	Ø b1	c	c1			
mm²	AWG			mm	mm	mm	mm			kg (lbs)
0.25	26	Yellow	Medium	2.2	1.2	13	–	10 x 100	**DZ5CA002**	0.140 (0.309)
0.34	24	Green	Medium	2.2	1.2	13	–	10 x 100	**DZ5CA003**	0.140 (0.309)
0.5	22	White	Medium	3	1.4	13	–	10 x 100	**DZ5CA005** *(1)*	0.160 (0.353)
0.75	20	Blue	Medium	3.1	1.6	13	–	10 x 100	**DZ5CA007** *(1)*	0.160 (0.353)
1	18	Red	Medium	3.4	1.8	13.5	–	10 x 100	**DZ5CA010** *(1)*	0.160 (0.353)
1.5	16	Black	Medium	4	2.1	13.5	–	10 x 100	**DZ5CA015** *(1)*	0.180 (0.397)
2.5	14	Grey	Medium	4.6	2.7	14.5	–	10 x 100	**DZ5CA025** *(1)*	0.250 (0.551)

Single conductor cable ends with provision for clip-in marker tag holder

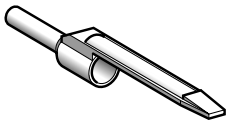
DZ5CA●●●

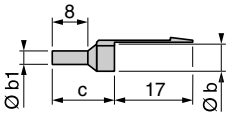

DZ5CA●●●

Conductor c.s.a.		Color	Type	Approximate dimensions				Sold in lots of	Catalog number	Weight per lot
				Ø b	Ø b1	c	c1			
mm²	AWG			mm	mm	mm	mm			kg (lbs)
4	12	Orange	Medium	5.5	3.3	19.5	11.5	10 x 100	**DZ5CA042** *(1)*	0.300 (0.661)
			Long	5.5	3.3	25.5	17.5	10 x 100	**DZ5CA043** *(1)*	0.460 (1.014)
6	10	Green	Medium	7	3.95	20	11.5	1 x 100	**DZ5CA062**	0.045 (0.099)
			Long	7	3.95	26	17.5	1 x 100	**DZ5CA063**	0.065 (0.143)
10	8	Brown	Medium	8.4	4.95	21.5	12	1 x 100	**DZ5CA102**	0.057 (0.126)
			Long	8.4	4.95	27	17.5	1 x 100	**DZ5CA103**	0.085 (0.187)
16	6	White	Medium	8.8	6.35	23.5	12	1 x 100	**DZ5CA162**	0.078 (0.172)
			Long	8.8	6.35	29	17.5	1 x 100	**DZ5CA163**	0.100 (0.220)
25	4	Black	Medium	12	8.15	30	17.5	1 x 100	**DZ5CA253**	0.156 (0.344)
35	2	Red	Medium	13.5	9	30	16	1 x 20	**DZ5CA352**	0.054 (0.119)
			Long	13.5	9	39	25	1 x 20	**DZ5CA353**	0.060 (0.132)
50	0	Blue	Medium	15.7	11	36	20	1 x 20	**DZ5CA502**	0.060 (0.132)
			Long	15.7	11	41	25	1 x 20	**DZ5CA503**	0.074 (0.163)

(1) UL Component Recognized (File E164872), provided the AT1PA2 or AT1PA4 crimping tool is used to crimp the cable end.
(2) CSA certified products.

Linergy TR
Mounting and cabling accessories
Conforming to standard NF C 63-023

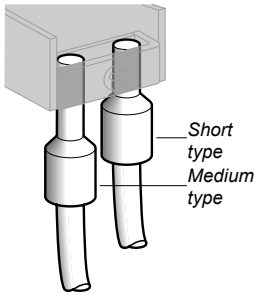

DZ5CE

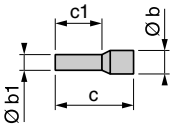

DZ5CE

Single conductor cable ends (Packed in individual bags or "strings" of bags)

Conductor c.s.a.		Color	Type	Approximate dimensions				Sold in lots of	Catalog number	Weight per lot
				Ø b	Ø b1	c	c1			
mm²	AWG			mm	mm	mm	mm			kg (lbs)
0.5	22	White	Short	3	1.4	11	6.2	10 x 100	**DZ5CE005L6D** *(1)*	0.085 (0.187)
			Medium	3	1.4	13	8.2	10 x 100	**DZ5CE005D** *(1)*	0.090 (0.198)
0.75	20	Grey	Short	3.1	1.6	11	6.2	10 x 100	**DZ5CE007L6D** *(1)*	0.095 (0.209)
			Medium	3.1	1.6	13	8.2	10 x 100	**DZ5CE007D** *(1)*	0.100 (0.220)
1	18	Red	Short	3.4	1.8	11.5	6.2	10 x 100	**DZ5CE010L6D** *(1)*	0.095 (0.209)
			Medium	3.4	1.8	13.5	8.2	10 x 100	**DZ5CE010D** *(1)*	0.100 (0.220)
1.5	16	Black	Short	4	2.1	11.5	6.2	10 x 100	**DZ5CE015L6D** *(1)*	0.110 (0.243)
			Medium	4	2.1	13.5	8.2	10 x 100	**DZ5CE015D** *(1)*	0.120 (0.265)
			Long	4	2.1	22.8	17.7	10 x 100	**DZ5CE0153D** *(1)*	0.215 (0.474)
2.5	14	Blue	Medium	4.6	2.7	14.5	8.2	10 x 100	**DZ5CE025D** *(1)*	0.150 (0.331)
4	12	Grey	Medium	5.5	3.3	17.3	9.8	10 x 100	**DZ5CE042D** *(1)*	0.300 (0.661)
6	10	Yellow	Medium	7	3.95	20	11.5	1 x 100	**DZ5CE062D**	0.045 (0.099)

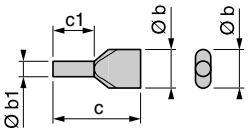

AZ5DE

Twin conductor cable ends (In dispenser pack)

2 x 0.75	20	Grey	Medium	2.8 x 5	2	15	8	5 x 100	**AZ5DE007D** *(2)*	0.130 (0.287)
2 x 1	18	Red	Medium	3.4 x 5.4	2.25	15	8	5 x 100	**AZ5DE010D** *(2)*	0.140 (0.309)
2 x 1.5	16	Black	Medium	3.6 x 6.6	2.5	15	8	5 x 100	**AZ5DE015D** *(2)*	0.155 (0.342)
2 x 2.5	14	Blue	Medium	4.2 x 7.8	3.2	18.5	10	5 x 50	**AZ5DE025D** *(2)*	0.145 (0.320)

(1) UL Component Recognized (File E164872), provided the AT1PA2 or AT1PA4 crimping tool is used to crimp the cable end.
(2) CSA certified products.

Linergy TR
Mounting and cabling accessories
Conforming to standard NF C 63-023

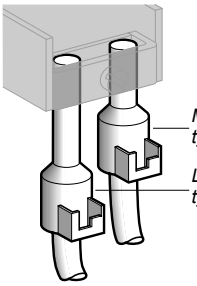

DZ5CA●●●●

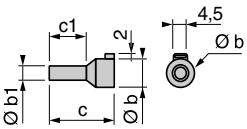

DZ5CA●●●●

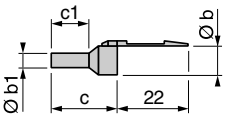

DZ5CA●●●●
(with clip-in marker tag holder)

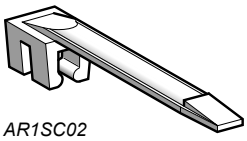

AR1SC02

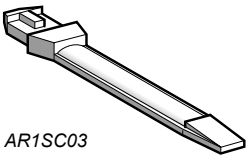

AR1SC03

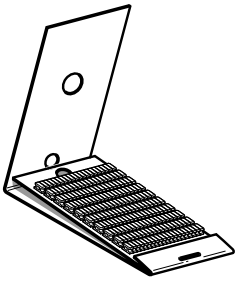

AR1M●01. AR1MC01●



AT1PA1

Single conductor cable ends with facility for clip-in marker tag holder (DIN 46228)

Conductor c.s.a.		Color	Type	Approximate dimensions				Sold in lots of	Catalog number	Weight per lot
				Ø b	Ø b1	c	c1			
mm²	AWG			mm	mm	mm	mm			kg (lbs)
10	8	Red	Medium	8.4	4.95	21.5	12	1 x 100	**DZ5CA102D**	0.060 (0.132)
			Long	8.4	4.95	27	17.5	1 x 100	**DZ5CA103D**	0.090 (0.198)
16	6	Blue	Medium	9.8	6.35	23.5	12	1 x 100	**DZ5CA162D**	0.080 (0.176)
			Long	9.8	6.35	29	17.5	1 x 100	**DZ5CA163D**	0.100 (0.220)
25	4	Yellow	Long	12	8.15	30	17.5	1 x 100	**DZ5CA253D**	0.156 (0.344)
35	2	Red	Medium	13.5	9	30	16	1 x 20	**DZ5CA352D**	0.054 (0.119)
			Long	13.5	9	39	25	1 x 20	**DZ5CA353D**	0.060 (0.132)
50	0	Blue	Medium	15.7	11	36	20	1 x 20	**DZ5CA502D**	0.060 (0.132)
			Long	15.7	11	41	25	1 x 20	**DZ5CA503D**	0.072 (0.159)

Marking accessories for insulated, markable cable ends

Description		Sold in lots of	Catalog number	Weight per lot kg (lbs)
Clip-on marker tag *(1)* (for cables 1 to 1.5 mm²)		100	**AR1SC02**	0.100 (0.220)
Clip-in marker tag holder *(1)* (for single conductor cable ends DZ5CA●●●●)		100	**AR1SC03**	0.100 (0.220)
Markers conforming to NF C 93-011 color coding		200	**AR1MC01●** *(2)*	0.100 (0.220)
Wallets of 200 markers for DZ5CA cable ends or clip-on marker tags *(3)*	Letters	1 lot	**AR1MB01** *(4)*	0.310 (0.683)
		1 card	**AR1MB01●** *(5)*	0.100 (0.220)
	Numbers	1 lot	**AR1MA01** *(6)*	0.150 (0.331)
		1 card	**AR1MA01●** *(7)*	0.100 (0.220)

Accessories for fitting markers

Description	Application	Catalog number	Weight kg (lbs)
Tool for quick positioning of AR1 M●01 markers	On cable end tags	**AT1PA1**	0.010 (0.022)

(1) For rapid clip-on mounting of up to 7 markers AR1M●●●.
(2) Complete the catalog number by adding the number indicating the color required:

Number	1	2	3	4	5	6	7	8	9	0
Marker color	Brown	Red	Orange	Yellow	Green	Blue	Violet	Grey	White	Black
Number color	White	Black	Black	Black	Black	Black	Black	Black	Black	White

(3) Each lot also comprises 400 ground markers (200 green and 200 yellow), 200 + symbols, 200 – symbols and 1 marker positioning tool.
(4) A to Z (200 of each).
(5) Complete the catalog number by replacing the dot with the required letter. Each lot includes a card of 200 yellow markers with black letters.
(6) 0 to 9 (200 of each).
(7) Complete the catalog number by replacing the dot with the required number. Each lot includes a card of 200 yellow markers with black numbers.

Linergy TR
Mounting and cabling accessories
Conforming to standard NF C 63-023

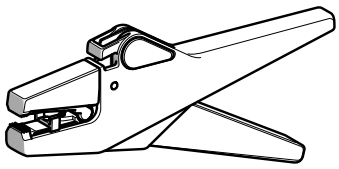

AT1PA7

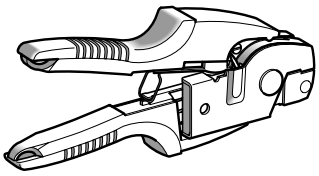

AT2PE1

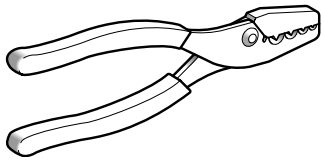

AT1PA2



AT1HB2

Cabling accessories

Description	Application	Catalog numbers	Weight kg (lbs)
Automatic wire stripping tool	Strips cable from 0.08 to 4 mm^2 and cuts conductors from 0.08 to 6 mm^2 Adjustable stripping and cutting length.	**AT1PA7**	0.165 (0.364)
Automatic wire cutting/stripping tool	Cuts and strips in a single operation; automatically adapts to conductors from 0.4 to 4 mm^2 , without any adjustment or selection.	**AT2PE1**	0.340 (0.750)
Cable end crimping tools *(1)*	For cables from 0.5 to 16 mm^2	**AT1PA2**	0.210 (0.463)
	For cables from 10 to 35 mm^2	**AT1PA4**	0.210 (0.463)
Storage case *(1)*	Comprises: - 13 compartments for cable ends - 1 compartment for cutting/stripping tool AT1PA7	**AT1HB2**	0.480 (1.058)

(1) Cable ends: *see pages 82 to 85.*

Linergy TR
Mounting tracks



9080MH279



9080MH379

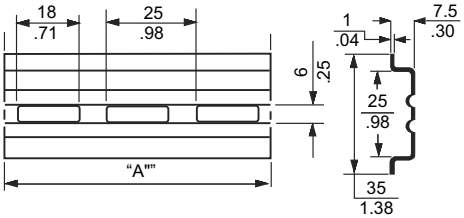

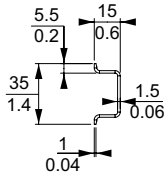

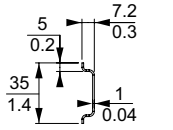

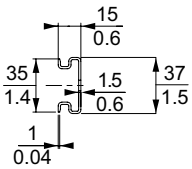

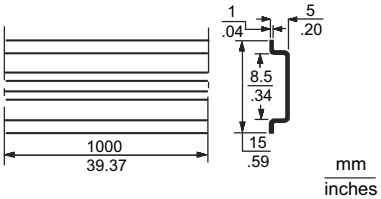

Mounting tracks

Description		Length m (in.)	Catalog Number	Std. *(1)* Pack	Weight kg (lbs)
Class 9080 Type MH●●● Symmetrical rail 35 x 7.5 mm (1.38 x 0.30 in.) in compliance with EN50022 standard (DIN 46277-3)	Galvanized steel (no mounting holes)	0.08 (3)	**9080MH203**	10	0.023 (0.050)
		0.10 (4)	**9080MH204**		0.032 (0.070)
		0.13 (5)	**9080MH205**		0.041 (0.090)
		0.15 (6)	**9080MH206**		0.050 (0.110)
		0.18 (7)	**9080MH207**		0.059 (0.130)
		0.20 (8)	**9080MH208**		0.068 (0.150)
		0.23 (9)	**9080MH209**		0.077 (0.170)
		0.25 (10)	**9080MH210**		0.086 (0.190)
		0.28 (11)	**9080MH211**		0.091 (0.200)
		0.30 (12)	**9080MH212**		0.100 (0.220)
		0.33 (13)	**9080MH213**		0.109 (0.240)
		0.36 (14)	**9080MH214**		0.118 (0.260)
		0.38 (15)	**9080MH215**		0.127 (0.280)
		0.41 (16)	**9080MH216**		0.136 (0.300)
		0.43 (17)	**9080MH217**		0.145 (0.320)
		0.46 (18)	**9080MH218**		0.154 (0.340)
		0.50 (19.68)	**9080MH220**		0.172 (0.380)
		1.00 (39.37)	**9080MH239**		0.336 (0.740)
		2.00 (78.74)	**9080MH279**		0.649 (1.430)
	Galvanized steel, pre-punched	0.08 (3)	**9080MH303**	10	0.023 (0.050)
		0.10 (4)	**9080MH304**		0.045 (0.100)
		0.13 (5)	**9080MH305**		0.054 (0.120)
		0.15 (6)	**9080MH306**		0.064 (0.140)
		0.18 (7)	**9080MH307**		0.073 (0.160)
		0.20 (8)	**9080MH308**		0.082 (0.180)
		0.23 (9)	**9080MH309**		0.091 (0.200)
		0.25 (10)	**9080MH310**		0.109 (0.240)
		0.28 (11)	**9080MH311**		0.118 (0.260)
		0.30 (12)	**9080MH312**		0.132 (0.290)
		0.33 (13)	**9080MH313**		0.136 (0.300)
		0.36 (14)	**9080MH314**		0.145 (0.320)
		0.38 (15)	**9080MH315**		0.154 (0.340)
		0.41 (16)	**9080MH316**		0.163 (0.360)
		0.43 (17)	**9080MH317**		0.172 (0.380)
		0.46 (18)	**9080MH318**		0.181 (0.400)
		0.50 (19.68)	**9080MH320**		0.218 (0.480)
		1.00 (39.37)	**9080MH339**		0.290 (0.640)
		2.00 (78.74)	**9080MH379**		0.599 (1.320)
High rise track, aluminum		1.00 (39.37)	**9080MH439**	2	—
15 mm depth, 1 mm galvanized steel 		2.00 (78.74)	**NSYSDR200**	20	1.352 (2.980)
7.5 mm depth, 1 mm galvanized steel 		2.00 (78.74)	**NSYSDR200BD**	20	0.599 (1.320)
15 mm depth, 1 mm galvanized steel 		2.00 (78.74)	**NSYDPR200T**	20	1.075 (2.370)
DIN2 Symmetrical 15 mm track EN50045 		1.00 (39.37)	**AB1PC15**	10	0.136 (0.300)

(1) Orders must specify standard packages or multiples of that quantity.

Linergy TR
Index of catalog numbers

Catalog number	Page(s)
90…	
9080MH203	87
9080MH204	87
9080MH205	87
9080MH206	87
9080MH207	87
9080MH208	87
9080MH209	87
9080MH210	87
9080MH211	87
9080MH212	87
9080MH213	87
9080MH214	87
9080MH215	87
9080MH216	87
9080MH217	87
9080MH218	87
9080MH220	87
9080MH239	87
9080MH279	87
9080MH303	87
9080MH304	87
9080MH305	87
9080MH306	87
9080MH307	87
9080MH308	87
9080MH309	87
9080MH310	87
9080MH311	87
9080MH312	87
9080MH313	87
9080MH314	87
9080MH315	87
9080MH316	87
9080MH317	87
9080MH318	87
9080MH320	87
9080MH339	87
9080MH379	87
9080MH439	87
AB…	
AB1PC15	87
AR…	
AR1M	81
AR1MA01	85
AR1MA01●	85
AR1MB01●	85
AR1MC01●	85
AR1SC0	81
AR1SC02	85
AR1SC03	85

Catalog number	Page(s)
AT…	
AT1	81
AT1HB2	86
AT1P	81
AT1PA1	85
AT1PA2	86
AT1PA4	86
AT1PA7	86
AT2	81
AT2PE1	86
AZ…	
AZ5CE	80
AZ5CE010	82
AZ5CE015	82
AZ5CE025	82
AZ5DE	80
AZ5DE005	83
AZ5DE007	82
AZ5DE007D	84
AZ5DE010	82
AZ5DE010D	84
AZ5DE015	82
AZ5DE015D	84
AZ5DE025	82
AZ5DE025D	84
DZ…	
DZ5CA	80
DZ5CA	81
DZ5CA002	83
DZ5CA003	83
DZ5CA005	83
DZ5CA007	83
DZ5CA010	83
DZ5CA015	83
DZ5CA025	83
DZ5CA042	83
DZ5CA043	83
DZ5CA062	83
DZ5CA063	83
DZ5CA102	83
DZ5CA102D	85
DZ5CA103	83
DZ5CA103D	85
DZ5CA162	83
DZ5CA162D	85
DZ5CA163	83
DZ5CA163D	85
DZ5CA253	83
DZ5CA253D	85
DZ5CA352	83
DZ5CA352D	85
DZ5CA353	83
DZ5CA353D	85

Catalog number	Page(s)
DZ5CA502	83
DZ5CA502D	85
DZ5CA503	83
DZ5CA503D	85
DZ5CE	80
DZ5CE002	82
DZ5CE002L6	82
DZ5CE003	82
DZ5CE003L6	82
DZ5CE005	82
DZ5CE005D	84
DZ5CE005L12	82
DZ5CE005L6D	84
DZ5CE007	82
DZ5CE007D	84
DZ5CE007L6	82
DZ5CE007L6D	84
DZ5CE010	82
DZ5CE010D	84
DZ5CE010L12	82
DZ5CE010L6	82
DZ5CE010L6D	84
DZ5CE015	82
DZ5CE0153	82
DZ5CE0153D	84
DZ5CE015D	84
DZ5CE015L6	82
DZ5CE015L6D	84
DZ5CE020	82
DZ5CE025	82
DZ5CE0253	82
DZ5CE025D	84
DZ5CE042	82
DZ5CE042D	84
DZ5CE043	82
DZ5CE062	82
DZ5CE062D	84
DZ5CE063	82
NSY…	
NSYDPR200T	87
NSYSDR200	87
NSYSDR200BD	20–33, 42–44, 46–48, 50–53, 60–64, 66, 67, 70, 71
NSYTRAAB15	34, 35, 54
NSYTRAAB35	20–33, 42–44, 46–48, 50–53, 60–64, 66, 67, 70, 71
NSYTRAABV35	20–33, 42–44, 46–48, 50–53, 60–64, 66, 67, 70, 71

Catalog number	Page(s)
NSYTRAATM1	20–33, 42–44, 46–48, 50–53, 60–64, 66, 67, 70, 71
NSYTRAATP1	20–33, 42–44, 46–48, 50–53, 60–64, 66, 67, 70, 71
NSYTRAB10	75
NSYTRAB1010	75
NSYTRAB10100	75
NSYTRAB1020	75
NSYTRAB1030	75
NSYTRAB1040	75
NSYTRAB1050	75
NSYTRAB1060	75
NSYTRAB1070	75
NSYTRAB1080	75
NSYTRAB1090	75
NSYTRAB5	74
NSYTRAB510	74
NSYTRAB5100	74
NSYTRAB51100	74
NSYTRAB520	74
NSYTRAB530	74
NSYTRAB540	74
NSYTRAB550	74
NSYTRAB560	74
NSYTRAB570	74
NSYTRAB580	74
NSYTRAB590	74
NSYTRAB5L1N	74
NSYTRAB6	74
NSYTRAB610	74
NSYTRAB6100	74
NSYTRAB61100	74
NSYTRAB620	74
NSYTRAB630	74
NSYTRAB640	74
NSYTRAB650	74
NSYTRAB660	74
NSYTRAB670	74
NSYTRAB680	74
NSYTRAB690	74
NSYTRAB6L1N	74
NSYTRAB8	74
NSYTRAB810	74
NSYTRAB8100	74
NSYTRAB820	74
NSYTRAB830	74
NSYTRAB840	74
NSYTRAB850	74
NSYTRAB860	74
NSYTRAB870	74
NSYTRAB880	74

Linergy TR
Index of catalog numbers

Catalog number	Page(s)
NSYTRAB890	74
NSYTRABC	76
NSYTRABCP1	76
NSYTRABCP2	76
NSYTRABCP3	76
NSYTRABCP4	76
NSYTRABCV	76
NSYTRABCV23	76
NSYTRABCV35	76
NSYTRABCV58	76
NSYTRABF5	75
NSYTRABF510	75
NSYTRABF520	75
NSYTRABF530	75
NSYTRABF540	75
NSYTRABF550	75
NSYTRABF6	75
NSYTRABF610	75
NSYTRABF620	75
NSYTRABF630	75
NSYTRABF640	75
NSYTRABF650	75
NSYTRABFPV5	75
NSYTRABFPV6	75
NSYTRABMP1	74, 77
NSYTRABMP2	75, 77
NSYTRABMP3	77
NSYTRABPV5	74
NSYTRABPV6	74
NSYTRABPV8	74
NSYTRAC162	21, 25
NSYTRAC162	25
NSYTRAC22	20, 21, 24, 25
NSYTRAC22BL	20, 21, 24, 25
NSYTRAC23	26, 28
NSYTRAC24	26, 28
NSYTRAC952	22, 23
NSYTRACE24	27, 29, 30
NSYTRACE26	27
NSYTRACEP24	27, 29, 30
NSYTRACH12	70, 71
NSYTRACH13	70
NSYTRACH22	71
NSYTRACM22	34, 35
NSYTRACP1	22, 23
NSYTRACP43	61, 63
NSYTRACP44	61, 63
NSYTRACPK22	66, 67
NSYTRACPK23	66
NSYTRACPK24	66
NSYTRACR102	44, 48
NSYTRACR162	44, 48
NSYTRACR22	42, 46

Catalog number	Page(s)
NSYTRACR22	60, 62
NSYTRACR22BL	42, 46, 60, 62
NSYTRACR23	42, 46, 52, 53, 60, 62
NSYTRACR23BL	42, 46, 60, 62
NSYTRACR24	42, 46, 52, 53, 61, 62
NSYTRACR24BL	42, 46, 61, 62
NSYTRACR42	43, 47, 61, 63, 67
NSYTRACR43	43, 47
NSYTRACR44	43, 47
NSYTRACR62	43, 48
NSYTRACR63	44
NSYTRACRE24	50, 51, 64
NSYTRACRE26	50
NSYTRACRE44	50, 51
NSYTRACRM22	54, 55
NSYTRACRMF22	55
NSYTRACS10	21, 25
NSYTRACS2	20, 24, 27, 29
NSYTRACS4	20, 24, 26–30
NSYTRACS6	20, 24
NSYTRACSR10	44, 48
NSYTRACSR2	42, 46, 50–53
NSYTRACSR4	43, 47, 50, 51
NSYTRACSR6	43, 44, 48
NSYTRACT22	32, 33
NSYTRADR155	34, 35, 54
NSYTRAFT	20, 21, 24–30, 32, 33, 42–44, 46–48, 50–53, 60–64, 66, 67, 70, 71
NSYTRAFTAR	32, 33
NSYTRAFTGN	32, 33
NSYTRAFTYE	32, 33
NSYTRAL102	21, 25, 44, 48
NSYTRAL1502	23
NSYTRAL162	21, 25, 44, 48
NSYTRAL210	20, 24, 27, 29, 34, 42, 50–53, 60–62, 64, 66, 67, 70, 71
NSYTRAL210BL	20, 34, 42, 60, 61
NSYTRAL210GR	20, 34, 42, 60, 61
NSYTRAL22	20, 24, 27, 29, 34, 42, 50–53, 60–62, 64, 66, 67, 70, 71
NSYTRAL220	20, 24, 27, 29, 34, 42, 50–53, 60–62, 64, 66, 67, 70, 71

Catalog number	Page(s)
NSYTRAL23	20, 24, 27, 29, 34, 42, 50–53, 60–62, 64, 66, 67, 70, 71
NSYTRAL24	20, 24, 27, 29, 34, 42, 50–53, 60–62, 64, 66, 67, 70, 71
NSYTRAL25	20, 24, 27, 29, 34, 42, 50–53, 60–62, 64, 66, 67, 70, 71
NSYTRAL352	21, 25
NSYTRAL410	20, 24, 26–30, 34, 43, 50, 51, 61, 63, 67, 71
NSYTRAL410BL	20, 34, 43, 61
NSYTRAL410GR	20, 34, 43, 61
NSYTRAL42	20, 24, 26–30, 34, 43, 50, 51, 61, 63, 67, 71
NSYTRAL420	20, 24, 26–30, 34, 43, 50, 51, 61, 63, 67, 71
NSYTRAL43	20, 24, 26–30, 34, 43, 50, 51, 61, 63, 67, 71
NSYTRAL44	20, 24, 26–30, 34, 43, 50, 51, 61, 63, 67, 71
NSYTRAL45	20, 24, 26–30, 34, 43, 50, 51, 61, 63, 67, 71
NSYTRAL502	21
NSYTRAL503	21
NSYTRAL610	20, 24, 32, 33, 43, 44, 48
NSYTRAL610BL	20, 43, 44
NSYTRAL610GR	20, 43, 44
NSYTRAL62	20, 24, 32, 33, 43, 44, 48
NSYTRAL63	20, 24, 32, 33, 43, 44, 48
NSYTRAL702	22
NSYTRAL952	22, 23
NSYTRALF1610	31
NSYTRALM22	54, 55
NSYTRALR102	44
NSYTRALR162	44
NSYTRALR62	43, 44
NSYTRALV102	21
NSYTRALV162	21
NSYTRALV24	27
NSYTRALV24R	50, 64
NSYTRALV352	21
NSYTRALV62	20
NSYTRALVR102	21
NSYTRALVR162	21
NSYTRALVR352	21
NSYTRALVR62	20

Catalog number	Page(s)
NSYTRAP22	20, 21, 24, 25
NSYTRAP22BL	20, 21, 24, 25
NSYTRAP23	26, 28, 30
NSYTRAP24	26, 28
NSYTRAPD12	70, 71
NSYTRAPD13	70
NSYTRAPE24	27, 29, 30
NSYTRAPEN2	77
NSYTRAPEN3	77
NSYTRAPLOT	77
NSYTRAPM22	34, 35
NSYTRAPR23	42, 46, 52, 53, 60, 62, 66
NSYTRAPR24	42, 46, 52, 53, 61, 62, 66, 67
NSYTRAPR42	42, 43, 46, 47, 60, 61, 62, 63
NSYTRAPT16	21
NSYTRAPT35	21
NSYTRASB4	20–35, 42–44, 46–48, 50–55, 60–64, 66, 67, 70, 71
NSYTRASF520	30, 53, 67
NSYTRASF520B	30, 53, 67
NSYTRASF520M	30, 53, 67
NSYTRASJ2	32
NSYTRASJ3	32
NSYTRASJ4	32
NSYTRASJ6	32
NSYTRASV1	30, 53, 67
NSYTRASV2	30, 53, 67
NSYTRH12	59, 70
NSYTRH12PE	59, 71
NSYTRH13	59, 70
NSYTRH22	59, 71
NSYTRP22	58, 60
NSYTRP22AR	58, 60
NSYTRP22BL	58, 60
NSYTRP22PE	58, 62
NSYTRP22SC	59, 66
NSYTRP22TB	59, 67
NSYTRP23	58, 60
NSYTRP23AR	58, 60
NSYTRP23BL	58, 60
NSYTRP23PE	58, 62
NSYTRP23SC	59, 66
NSYTRP24	58, 61
NSYTRP24BL	58, 61
NSYTRP24D	59, 64
NSYTRP24DBL	59, 64
NSYTRP24DPE	59, 64
NSYTRP24PE	58, 62
NSYTRP24SC	59, 66
NSYTRP42	58, 61

Linergy TR
Index of catalog numbers

Catalog number	Page(s)
NSYTRP42BL	58, 61
NSYTRP42PE	58, 63
NSYTRP42TB	59, 67
NSYTRP43	58, 61
NSYTRP43BL	58, 61
NSYTRP43PE	58, 63
NSYTRP44	58, 61
NSYTRP44BL	58, 61
NSYTRP44PE	58, 63
NSYTRR102	38, 44
NSYTRR102BL	38, 44
NSYTRR102PE	39, 48
NSYTRR162	38
NSYTRR162BL	38
NSYTRR162PE	39, 48
NSYTRR22	38, 42
NSYTRR22AR	38, 42
NSYTRR22BL	38, 42
NSYTRR22M	41, 54
NSYTRR22MBL	41, 54
NSYTRR22MF	41, 55
NSYTRR22MFBL	41, 55
NSYTRR22MFF	41, 55
NSYTRR22MP	41, 55
NSYTRR22MPBL	41, 55
NSYTRR22MPE	41, 54
NSYTRR22PE	39, 46
NSYTRR22SC	40, 52
NSYTRR22SCAR	40, 52
NSYTRR22TB	40, 53
NSYTRR23	38, 42
NSYTRR23AR	38, 42
NSYTRR23BL	38, 42
NSYTRR23PE	39, 46
NSYTRR23SC	40, 52
NSYTRR23SCAR	40, 52
NSYTRR23TB	40, 53
NSYTRR24	38, 42
NSYTRR24AR	38, 42
NSYTRR24BL	38, 42
NSYTRR24D	40, 50
NSYTRR24DBL	40, 50
NSYTRR24DPE	40, 51
NSYTRR24M	41, 54
NSYTRR24MBL	41, 54
NSYTRR24MF	41, 54
NSYTRR24MFBL	41, 54
NSYTRR24MFF	41, 54
NSYTRR24MP	55
NSYTRR24MPBL	55
NSYTRR24PE	39, 46
NSYTRR24SCD	40, 53
NSYTRR26T	40, 50
NSYTRR26TBL	40, 50
NSYTRR42	38, 43
NSYTRR42AR	38, 43
NSYTRR42BL	38, 43
NSYTRR42PE	39, 47
NSYTRR43	38, 43
NSYTRR43BL	38, 43
NSYTRR43PE	39, 47
NSYTRR44	38, 43
NSYTRR44BL	38, 43
NSYTRR44D	40, 50
NSYTRR44DBL	40, 50
NSYTRR44DPE	40, 51
NSYTRR44PE	39, 47
NSYTRR62	38, 43
NSYTRR62BL	38, 43
NSYTRR62PE	39
NSYTRR63	38, 44
NSYTRV102	16, 21
NSYTRV102BL	16, 21
NSYTRV102PE	17, 25
NSYTRV1502BB	17, 23
NSYTRV162	16, 21
NSYTRV162BL	16, 21
NSYTRV162PE	17, 25
NSYTRV162SF	18, 31
NSYTRV22	16, 20
NSYTRV22AR	16, 20
NSYTRV22BL	16, 20
NSYTRV22M	19, 34
NSYTRV22MBL	19, 34
NSYTRV22MPE	19, 35
NSYTRV22PE	17, 24
NSYTRV22RD	16, 20
NSYTRV22WH	16, 20
NSYTRV24D	18, 27
NSYTRV24DPE	18, 29
NSYTRV26T	18, 27
NSYTRV352	16, 21
NSYTRV352BL	16, 21
NSYTRV352PE	17, 25
NSYTRV42	16, 20
NSYTRV42AR	16, 20
NSYTRV42BK	16, 20
NSYTRV42BL	16, 20
NSYTRV42GN	16, 20
NSYTRV42M	19, 34
NSYTRV42MBL	19, 34
NSYTRV42MPE	19, 35
NSYTRV42PE	17, 24
NSYTRV42RD	16, 20
NSYTRV42SC	18, 30
NSYTRV42SCD	18, 30
NSYTRV42SF5	18, 31
NSYTRV42SF5LA	31
NSYTRV42SF5LD	18, 31
NSYTRV42SF6	18, 31
NSYTRV42SF6LA	31
NSYTRV42SF6LD	18, 31
NSYTRV42ST	18, 30
NSYTRV42STAR	18, 30
NSYTRV42TB	18, 30
NSYTRV42WH	16, 20
NSYTRV43	18, 26
NSYTRV43BL	26
NSYTRV43PE	17, 18, 28
NSYTRV44	18, 26
NSYTRV44BL	26
NSYTRV44D	18, 27
NSYTRV44DBL	27
NSYTRV44DPE	18, 29
NSYTRV44PE	17, 18, 28
NSYTRV502	16
NSYTRV502BL	16
NSYTRV502PE	17, 25
NSYTRV62	16, 20
NSYTRV62BL	16, 20
NSYTRV62PE	17, 24, 48
NSYTRV62TT	32
NSYTRV62TTD	19, 32
NSYTRV62TTPE	19, 33
NSYTRV702	16, 22
NSYTRV952BB	17, 22
NSYTRV952BC	17, 23

Schneider Electric USA, Inc.
1415 S. Roselle Road
Palatine, IL 60067 USA
1-888-778-2733
www.schneider-electric.us

Electrical equipment should be installed, operated, serviced, and maintained only by qualified personnel. No responsibility is assumed by Schneider Electric for any consequences arising out of the use of this material.

© 2013 Schneider Electric. All Rights Reserved.
Schneider Electric and Linergy are trademarks owned by Schneider Electric Industries SAS or its affiliated companies. All other trademarks are the property of their respective owners.

9080CT1301, 04/2013