distribution blocks
self assembly


0373 96


0373 98


0374 37


0374 33

Pack	Cat. Nos.	Insulated supports (maximum 280 A)	Mounting type
		For assembling distribution blocks of varying lengths using bars and connectors below Supplied with insulated screws for mounting optional protective cover (except 0373 98)	
		Set of 2 insulated 4 pole supports	
5	0373 96	For bars 12 x 2 or 12 x 4 mm	DIN rail 0044 16 supplied or M4 screws not supplied
		Single pole supports	
10	0373 98	For bars 12 x 2 or 12 x 4 mm	by M4 screws supplied
10	0374 37	For bars 15 x 4, 18 x 4 or 25 x 4 mm	

Copper connector bars

With threaded holes

Pack	Cat. Nos.	Size (mm)	Threaded holes Ø mm	Threaded holes Pitch	Max. thermal rating (A)	Length (mm)
10	0373 88	12 x 2	M5	18	110	990
10	0373 89	12 x 4	M5	18	160	990
10	0374 33	15 x 4	M6	18	200	990
10	0374 34	18 x 4	M6	18	245	990
10	0374 38	25 x 4	M6	18	280	990
4	0374 19	32 x 5	M6	25	450	1 750

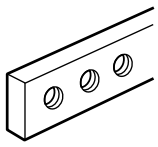

Connectors

Clamp type – For bars with threaded holes 12 x 4 (mm)

For one or two conductors

Pack	Cat. Nos.	
100	0373 65	1·5 to 10 mm² (supplied with Ø 5 mm screw)

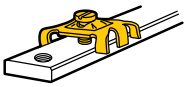

Cage type – For bare 12 x 4 mm bars

Pack	Cat. Nos.	Capacity
100	0373 60	1·5 to 4 mm²
10	0373 61	6 to 16 mm²
10	0373 62	10 to 35 mm² (supplied with hexagonal 5 mm M6 screw)



Clips

For mounting on rail EN 60715 ⊔ and ⊔ 15 mm depth

Pack	Cat. Nos.	
10	0044 16	10 mm width With threaded Ø 4 mm hole



distribution blocks
self assembly

■ Copper connector bars with threaded holes

Cat. Nos. 0373 88/89

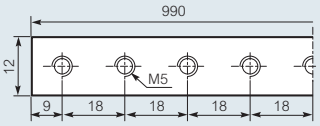

Cat. No. 0374 33/34

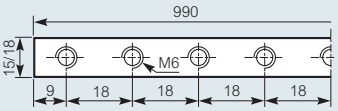

Cat. No. 0374 38

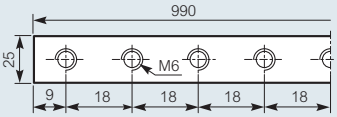

Cat. No. 0374 19

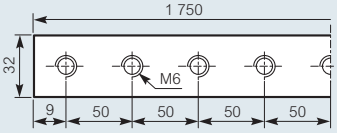

Cat. Nos.	Size	Ithe (A)	Ic (A)
0373 88	12 x 2	110	80
0373 89	12 x 4	160	125
0374 33	15 x 4	200	160
0374 34	18 x 4	245	200
0374 38	25 x 4	280	250
0374 19	32 x 5	450	400

Current ratings according to EN 60947-1 :
- Ith : bars in free air
- Ithe : bars enclosed with ventilation
- Ic : bars totally enclosed in a weatherproof enclosure

■ Insulated supports four pole :

Insulation voltage according to EN 60947-1/IEC 60664-1 :
Cat. No. 0373 96 : 690 V - Impulse voltage (surge) (Uimp) : 8 kV
Degree of pollution (conductive dust) : 3
Distance between supports (mm)

Cat. Nos.	0373 96
Bar size	12 x 4 (12 x 2)
In (A)	125 (80)
Peak withstand current (kA)	
10	400 (200)
15	300 (150)
20	200 (125)
25	150 (100)
30	–
35	–
40	–

Cat. No. 0373 96

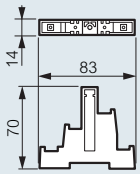

■ Insulated supports single pole

Insulation voltage according to EN 60947-1/IEC 60664-1 : 500 V
Impulse voltage (surge) (Uimp) : 8 kV
Degree of pollution (conductive dust) : 3

Cat. No. 0373 98

Front view for 12 x 2 mm bar

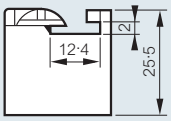

View from above

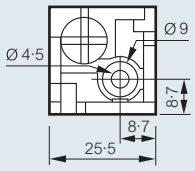

Front view for 12 x 4 mm bar

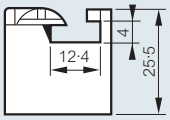

Cat. No. 0374 37

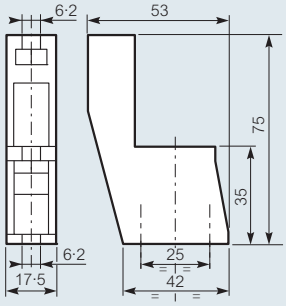

Max. space between 2 supports :
bar size 12 x 2 : 20 cm, 12 x 4 : 25 cm

The distance between supports can be determined using the chart
Select the peak withstand current (kA rating) and the distance between bars - dimension E (mm) after choosing your bar and support
Distance between supports (mm)

Cat. Nos.	0373 98				0374 37			
Bar size	12 x 2/12 x 4				15 x 4/18 x 4/25 x 4			
In (A)	80/125				160/200/245			
E (mm)	50	75	100	125	50	75	100	125
Peak withstand current (kA)								
10	400	600	800	–	350	600	750	–
15	300	450	600	800	250	400	500	700
20	250	350	450	600	150	225	300	375
25	200	250	300	400	125	150	200	250
30	–	–	–	–	100	125	150	175
35	–	–	–	–	–	100	125	150
40	–	–	–	–	–	–	–	–