Arteor™, design options for Home Automation



The system works through 2 different media formats:
- Radio using ZigBee® protocol
- BUS using SCS protocol

Products have been developed to ensure perfect integration and maximum system reliability

ONE SOLUTION, 2 TECHNOLOGIES, ENDLESS POSSIBILITIES

Radio ZigBee® technology, the easy way to Home Automation

- For increasing the number of control points without wiring
- Ideal for refurbishment, new small installations and extensions
- Can control lighting, roller blinds and scenarios

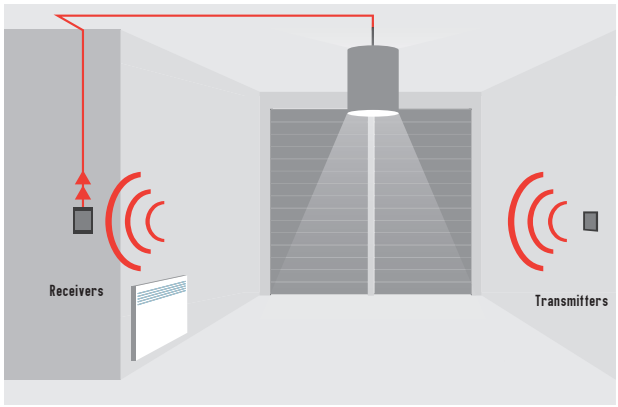

▶▶▶ Radio/ZigBee® installation principle



▶▶▶ Receivers, p. 118



▶▶▶ Transmitters, p. 118

BUS/SCS technology

- All devices are connected in parallel to the BUS, which is a cable with twisted pairs
- The functions associated to each product depend on the configuration

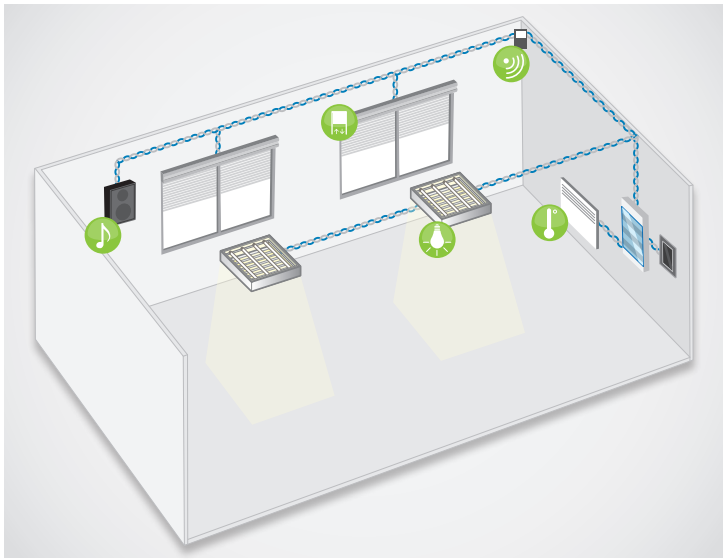

▶▶▶ The system is composed of actuators and control devices
Actuators which control the loads are connected to the BUS and to the power line They are DIN module devices centralised on the electrical panel board
Control devices transmit information to actuators through the BUS line.
They are installed in every room.



▶▶▶ House management, p. 140



MORE INFORMATION

Find detailed information on many digital or printed supports, or contact your Area Commercial Manager



▶ **Mini web-site: http://www.legrand.com/files/fck/File/App/site_arteor/index.html**



▶ **Configurator: http://www.legrand.com/files/fck/File/App/site_arteor/index.html**



▶ **QR code**



▶ **Technical guide on CD-ROM**



▶ **Arteor™ flow of energies**

ZigBee®* wireless technology

Ideal for refurbishments, new small installations and increasing the number of control points, without damaging the walls



INTERACTIVITY OF FUNCTIONS

ZigBee® wireless technology is an international low consumption radio communication standard. Operating at a frequency of 2.4 GHz, it can be used, via transmitters (wireless) and receivers, to control lighting, roller blinds, as well as technical alarms.
It can also control scenarios, and allows bidirectional communication between devices. It can be used in addition to the BUS system.

WIRING DIAGRAM

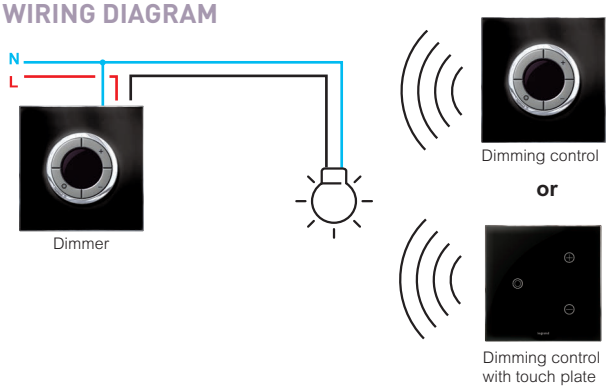

* ZigBee® Certified product - Manufacturer Specific Profile

Whilst most items are stock lines some products are made to order
For delivery dates and latest prices please contact your local HPM Legrand customer service representative
For pack quantity, please refer to numerical index pages

LIGHTING CONTROL



RECEIVER DIMMER SWITCH
Indicates the light intensity via LEDs

SCENARIO CONTROL



4 SCENARIO CONTROL

ROLLER BLIND CONTROL



INDIVIDUAL RECEIVER ROLLER BLIND SWITCH
Controls any type of electric roller blind motor

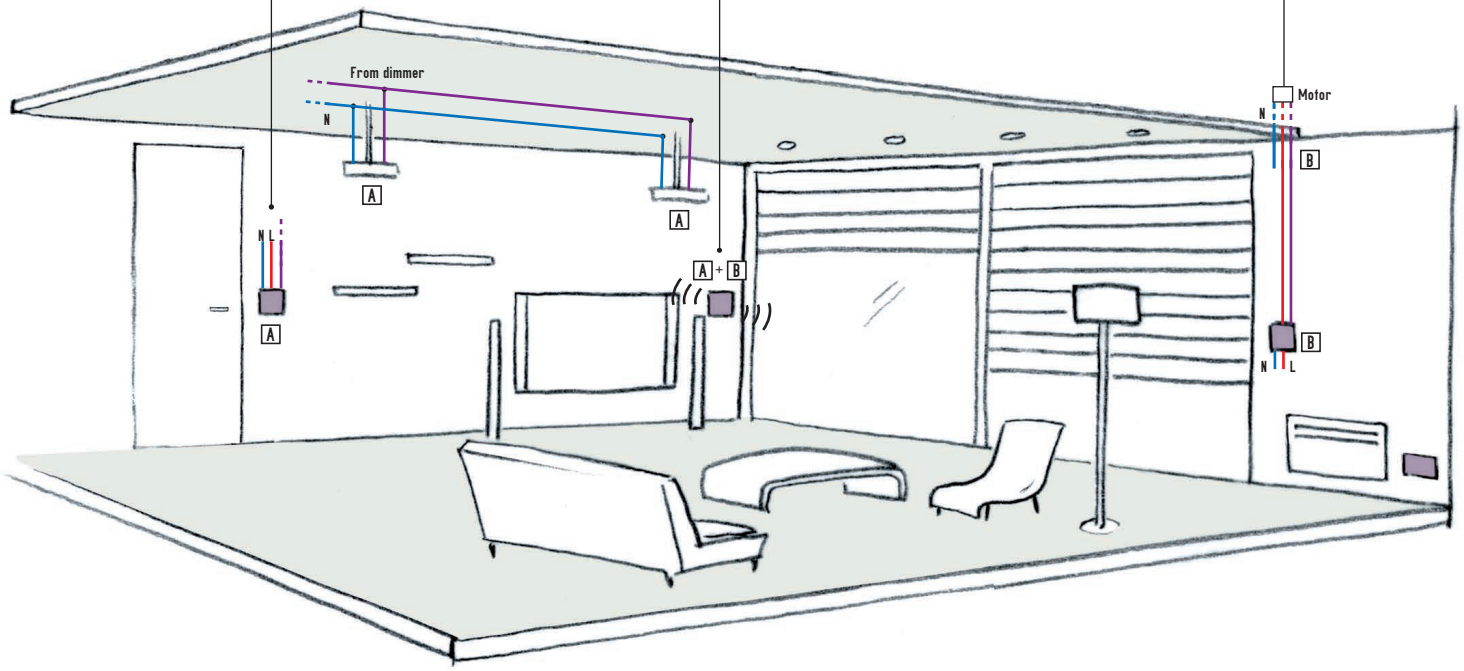

A Indicates lighting control
B Indicates roller blind control

Arteor™ lighting and roller blind controllers/receivers Radio/ZigBee®


672 34


5 735 48


672 63


5 735 45



Replacement of rocker plates by touch plates p. 119

Receivers to be installed with round or square key cover plates, on 2-module plates
Standard key covers can be replaced by touch plates, technical information on e-catalogue
To be installed in flush-mounting boxes min. depth 40 mm e.g. 672 34
To be installed with 2-module support frames
Connect to the load and can be controlled by remote control transmitters, scenario switches, mobile control units and detectors

Lighting controllers/receivers (switches) 100/240 VA

Each active button on the receivers is identified by LED (blue LED indicator status supplied)

Pack	Cat.Nos	
1	672 31	**Switch without neutral - 300 W - 1 circuit** 
1	NEW 2014 5 735 44	**Switch without neutral - 2 x 300 W - 2 circuits** Supplied with support frame 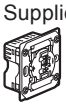
1	672 33	**Switch with neutral - 2500 W - 1 circuit** 
1	672 34	**Switch with neutral - 2 x 1000 W - 2 circuits** 
1	5 735 45	**Switch with neutral - 3 x 1000 W - 3 circuits** 

Lighting controllers/receivers (dimmers) 100/240 VA

Each active button on the receivers is identified by LED (with blue LED bargraph)

Pack	Cat.Nos	
1	5 735 48	**0-10 V dimmers** 

Roller blind controllers/receivers - 100/240 VA

Pack	Cat.Nos	
1	672 63	

ZigBee®: Certified product Manufacturer Specific Profile

Red catalogue numbers: New products

Arteor™ lighting and roller blind transmitters Radio/ZigBee®



672 35

Transmitters to be installed with round or square key cover plates.
To be installed with 2-module plates and multi-standard support frames (with removable fins) cat. 5 735 51.
Standard key covers can be replaced by touch plates
Surface mounting with direct fixing on support frame of wall
Control one or more Radio/ZigBee® receivers
No wiring needed
Supplied with batteries

Pack	Cat.Nos	Lighting remote control transmitters
1	672 35	**For 1 circuit switch controllers** 
1	672 36	**For 2 circuit switch controllers** 
1	672 39	**For dimmer controllers** 

1	672 64	**Roller blind control transmitters** **For roller blind controllers** 

Arteor™ scenario controllers Radio/ZigBee®



5 735 51



5 738 70



882 32

Pack	Cat.Nos	Wall mounting scenario controllers
1	672 40	To be installed with round or square key cover plates and Magnesium circle for control To be installed with 2-module plates and multi-standard support frames (with removable fins) cat. 5 735 51. Standard rocker plates and plates can be replaced by touch plates, technical information on e-catalogue Surface mounting with direct fixing on support frame of wall No wiring needed Supplied with batteries **4-scenario controllers** 4 push-buttons to control 4 scenarios (1 scenario can control several functions: shutters, lighting...) 

1	NEW 2014 5 735 51	**Multistandard support frame** 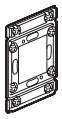 For scenario controllers, light and roller blind transmitter Radio/ZigBee®

1	5 738 70	**Mobile scenario controllers** 1 scenario can control several functions: lighting level adjustment, roller blinds, general ON or OFF... **Pocket scenario controller**  4-scenario controller For Radio/ZigBee® installation Supplied with batteries
1	882 32	**Radio/ZigBee® - IR remote control**  5-scenario controller Supplied with batteries

ZigBee®: Certified product Manufacturer Specific Profile

Red catalogue numbers: New products

Arteor™ lighting control, automation and scenario key covers Radio ZigBee®


5 745 58


5 745 61


5 745 67


5 745 96


5 745 80


5 745 82

■ Selection chart for round or square key covers

key cover description	ROUND VERSION			SQUARE VERSION		
		White ○	Magnesium ●		White ○	Magnesium ●
Lighting switch 1 circuit		5 745 55	5 745 56		5 745 73	5 745 74
Lighting switch 2 circuits		5 745 57	5 745 58		5 745 75	5 745 76
Lighting switch 3 circuits		5 745 59	5 745 60		5 745 96	5 745 97
Lighting dimmer with blue LED bargraph		5 745 61	5 745 62		-	-
Lighting dimmer without blue LED bargraph		5 745 63	5 745 64		5 745 81	5 745 82
Lighting dimmer 2 circuits with blue LED bargraph		5 745 65	5 745 66		5 745 79	5 745 80
Roller blind control		5 745 67	5 745 68		5 745 83	5 745 84
4 scenario controller		5 745 69	5 745 70		5 745 77	5 745 78
False key cover		5 745 71	5 745 72		5 745 85	5 745 86

ZigBee®: Certified product Manufacturer Specific Profile

Red catalogue numbers: New products

Arteor™ touch plates Radio/ZigBee®


5 737 51


5 737 54


5 737 64


5 737 69


5 737 91


5 737 56


5 737 60

■ Selection chart for association of touch plates instead of standard rocker plates and plates

Function	Touch plates				Associate mechanisms	
		Colour	BS fixing centres	Italian/American fixing centres	Control mechanism (receiver)	Remote control transmitter
Touch control switch 1 circuit		White	5 737 50	5 737 52	672 31 672 39	672 35
		Black	5 737 51	5 737 53		
Touch control switch 2 circuits		White	5 737 54	5 737 56	672 34	672 36
		Black	5 737 55	5 737 57		
Touch control switch 3 circuits	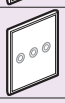	White	5 737 64	5 737 66	5 735 45	
		Black	5 737 65	5 737 67		
Touch control dimmer 1 circuit		White	5 737 58	5 737 60		672 39
		Black	5 737 59	5 737 61		
Touch control roller blinds switch 1 circuit		White	5 737 68	5 737 70	672 63	672 64
		Black	5 737 69	5 737 71		
4-scenario touch control		White	5 737 90	5 737 92	672 40	
		Black	5 737 91	5 737 93		

■ Transformation into touch plates version of standard control mechanisms (receivers) and remote control transmitters equipped with round or square rocker plates

Remote control supplied without support frame.
Once fixed on support frame, they can be adapted to different standards thanks to removable fins.

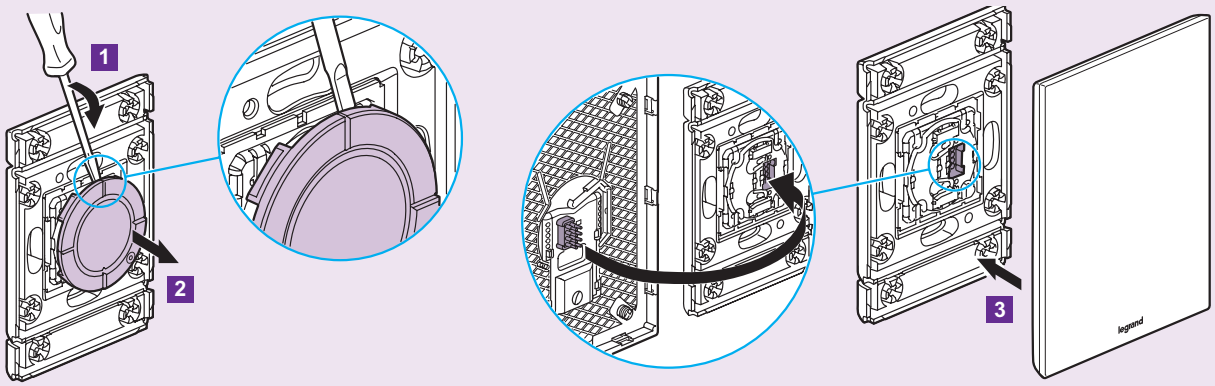

ZigBee®: Certified product Manufacturer Specific Profile

Arteor™ other functions Radio/ZigBee®



5 738 62



883 27

Pack	Cat.Nos	Transmitter/receiver control units for false ceiling - 100-240 VA
		Its receiver function is used to execute, on its circuits, on/off commands received from centralised control units, scenario switches, mobile control units and detectors
		Universal switch - phase/neutral
1	5 738 62	 1 output - 2500 W
		Dimmer for 1-10 V ballast - phase/neutral
1	5 738 66	 1 output - 500 VA

Pack	Cat.Nos	Weatherproof radio individual blind switch for mounting in a head rail with slat orientation
	NEW 2014	
1	883 27	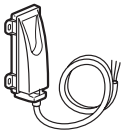 Controls motors (4-wire) on 230 V electric blinds for lowering/raising/ stopping the blind Installed in the loft or in the blind head rail during modernisation of an existing blind without damage to the walls Must be used together with a centralised switch Cat.No 672 64. Must remain accessible for any programming necessary Maximum loads supported in 240 VA: 1 x 500 VA
		Radio transmitter/receiver multifunction switches - 230 VA
		Switches for controlling 1 or 2 circuits connected to its terminals according to 3 different operating modes: time-lag switch, switch, remote control switch Its receiver function is used to execute, on its circuits, on/off commands received from individual control units, centralised control units, scenario switches, mobile control units and detectors Phase/neutral power supply
1	5 738 58	 Weatherproof multifunction switch 2500 W
1	5 738 60	 Weatherproof multifunction 2-gang switch 2 x 2500 W

ZigBee®: Certified product Manufacturer Specific Profile

Arteor™ other functions Radio/ZigBee®


882 91


672 50


883 31

Indoor motion detector

Pack	Cat.Nos	
1	NEW 2014 488 31	Used to control a scenario by detecting movement, especially switching on lights automatically to create an illuminated pathway (from the bedroom to the toilet for example) Infrared detection (range 11 m, time delay between 3 and 60 min, detection angle: 85°, light level threshold between 20 and 1000 lux) Set by mobile configurators Cat. Nos. 882 30/35 Supplied with fixing base Detection at night only or night and day Is installed on the wall at the desired location 4 AA batteries
1	488 37	Network Repeter

BUS/SCS-Radio/ZigBee® Arteor™ gateways

Pack	Cat.Nos	
1	672 50	To be installed with round or square key cover plates and Magnesium circle for control, to be installed with 2-module plates and 2-module support frames To be installed in flush-mounting boxes min. depth 40 mm Used to link a BUS/SCS installation and an additional Radio/ZigBee® installation Used to control up to 32 transmitters

Transmitter with auxiliary inputs

Pack	Cat.Nos	
1	NEW 2014 883 31	Can be used to initiate ON/OFF on closing or opening of a volt-free contact For controlling a Radio/ ZigBee® installation using commercially-available detectors (eg: light sensitive switch, moisture sensor) Fits behind a traditional switch, without damage to the walls, to control a Radio/ZigBee® switch

ZigBee®: Certified product Manufacturer Specific Profile

Red catalogue numbers: New products

■ Switches and dimmers maximum loads at 240 V

		Universal			
		Leading edge			Trailing edge
	Cat.Nos	 Incandescent lamp	 Halogen lamp	 ELV halogen with ferromagnetic transformer	 ELV halogen with electronic transformer
SWITCHES	672 31	300 W	300 W	300 VA	300 VA
	5 735 44	2 x 300 W	2 x 300 W	2 x 300 VA	2 x 300 VA
	672 39	2500 W	2500 W	2500 VA	2500 VA
	672 34	2 x 1000 W	2 x 1000 W	2 x 1000 VA	2 x 1000 VA
	5 735 45	3 x 1000 W	3 x 1000 W	3 x 1000 VA	3 x 1000 VA
	672 63				
	883 27				
	5 738 62	2500 W	2500 W	2500 VA	2500 VA
	5 738 58	2500 W	2500 W	2500 VA	2500 VA
	5 738 60	2 x 2500 W	2 x 2500 W	2 x 2500 VA	2 x 2500 VA
	883 05	300 W	300 W	300 VA	300 VA
	883 23/25	1200 W	1200 W	1200 VA	1200 VA
DIMMERS	5 735 48				
	5 738 66				

ZigBee®: Certified product - Manufacturer Specific Profile

	 Fluorescent tube	 Compact fluorescent lamp	 LED	 Fluorescent lamps with 0-10 V ballast	 Reducer motor for shutter
	1250 VA	1250 VA	1250 VA		
	2 x 500 VA	2 x 500 VA	2 x 500 VA		
	3 x 500 VA	3 x 500 VA	3 x 500 VA		
					500 VA
					500 VA
	1250 VA	1250 VA	1250 VA		
	1250 VA	1250 VA	1250 VA	yes	
	2 x 1250 VA	2 x 1250 VA	2 x 1250 VA	yes	
	300 VA	300 VA	300 VA	-	
				1000 VA	
				1000 VA	

BUS/SCS technology

For creating scenarios that incorporate all the functions of large living areas: lighting, sound distribution, video door entry system...



MULTIPLICATION OF FUNCTIONS WITHOUT ANY SPACE CONSTRAINTS

BUS/SCS technology can manage different functions at the same time via 2-wire extra low voltage cables. It enables a number of functions to be integrated into scenarios and designed to adapt to the user's lifestyle as required.

WIRING DIAGRAM

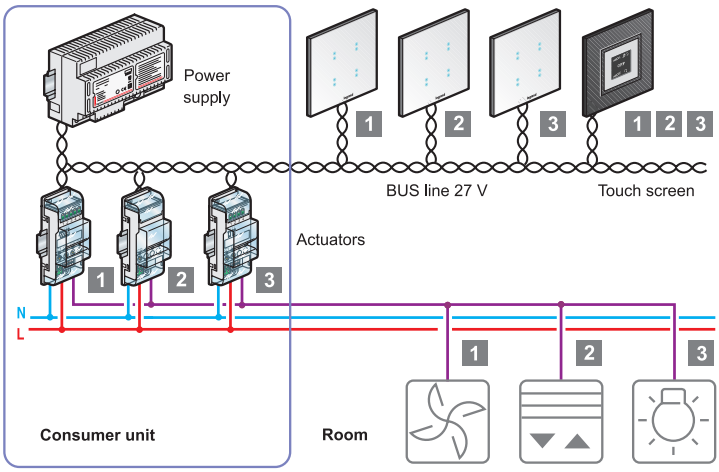

Whilst most items are stock lines some products are made to order
For delivery dates and latest prices please contact your local HPM Legrand customer service representative
For pack quantity, please refer to numerical index pages

VIDEO DOOR ENTRY SYSTEM



AUDIO AND VIDEO DOOR ENTRY SYSTEM
Controls opening, with the possibility of intercommunication with other units

SCENARIO CONTROL



SCENARIO CONTROL
For activation of 4 scenarios

TEMPERATURE CONTROL



CENTRAL UNIT FOR TEMPERATURE CONTROL
Can manage up to 99 zones

ROLLER BLINDS CONTROL



ROLLER BLIND CONTROL
Controls any type of electric roller blinds

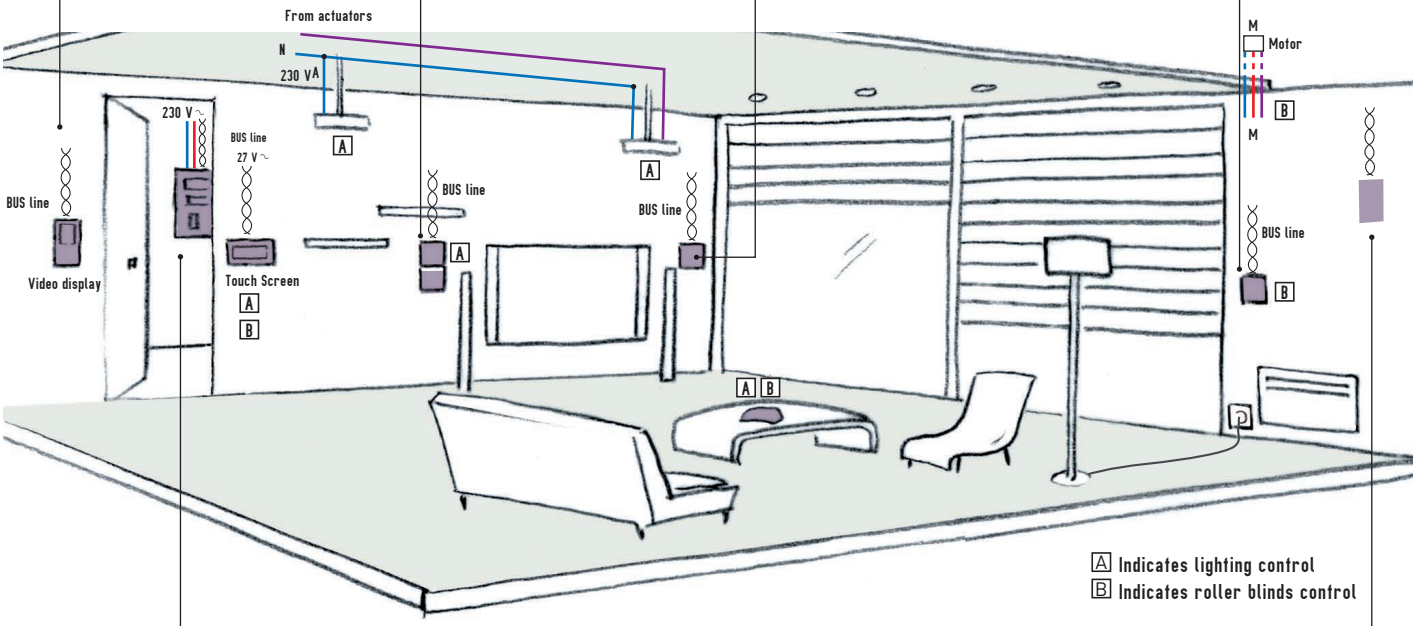

DIN-RAIL ACTUATORS AND HOUSE MANAGEMENT



DIN RAIL ACTUATORS
To be associated to load and control mechanisms as well as energy management



TOUCH SCREEN
For sound distribution or temperature control

SOUND DISTRIBUTION



SOUND DISTRIBUTION CONTROL
Control and selection of audio sources

MOVEMENT DETECTION



SENSOR
Activation of lights by movement sensors

Arteor™
Quick reference guide – BUS/SCS™

Device	Type	Description	Mechanism		Key covers
2 wire twisted pair	Hard button	1 gang switch	 67553	+	 White 5745 13 | Magnesium 5745 14
		2 gang switch	 67552	+	2 x  5745 09 | 5745 10
		3 gang switch	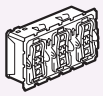 67554	+	2 x  5745 09 | 5745 10 + 1 x  5744 65 | 5744 64
		4 gang switch	2 x  67553	+	4 x  5745 09 | 5745 10
		6 gang switch	3 x  67552	+	6 x  5745 09 | 5745 10
	Capacitive touch plates	1 or 2 gang touch plate	British Standard  5760 03 + 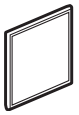		White 5739 08 | Black 5739 09
		3 gang touch plate	 5719 20 + 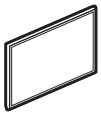		5739 12 | 5739 13
	Square modules	Adjustable IR detector			White 5739 38 | Magnesium 5739 39
		1.2" colour touch screen			5737 16 | 5737 17
	Specials plates	3.5" colour touch screen	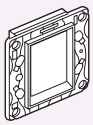 5739 58		
		10" multimedia colour touch screen	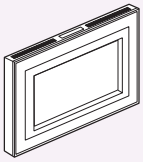		White 67268 | Black 67267
		Central temperature control unit	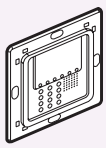		5739 18 | 5739 19

Whilst most items are stock lines some products are made to order
For delivery dates and latest prices please contact your local HPM Legrand customer service representative
For pack quantity, please refer to numerical index pages

Support frames and plates

Horizontal Installation



5719 20
Horizontal use only for 2 or 3 modules

+



White	Pearl Alu	Graphite
5756 20 5752 30	5756 21 5752 31	5756 22 5752 32

OR

Vertical Installation



5719 10
Vertical use only for 2 modules

+

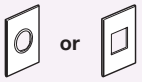

White	Pearl Alu	Graphite
5756 30 5752 50	5756 31 5752 51	5756 32 5752 52

+



Horizontal use only for 2 or 3 modules

+

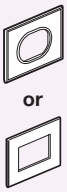

White	Pearl Alu	Graphite	Stainless Steel
5755 00 5750 10	5755 01 5750 11	5755 02 5750 12	5756 56 5752 76

+

2 x



5760 21

+

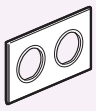

White	Pearl Alu	Graphite	Stainless Steel
5755 10	5755 11	5755 12	5755 16

+

3 x



5760 21

+

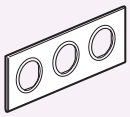

White	Pearl Alu	Graphite	Stainless Steel
5755 20	5755 21	5755 22	5755 26

Vertical Installation Italian & American standard



5719 10

+

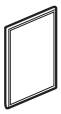

White	Black
5739 10	5739 11

OR

N/A

Horizontal Installation



5719 20
Horizontal use only for 2 or 3 modules

+



White	Pearl Alu	Graphite
5752 30	5752 31	5752 32

OR

Vertical Installation



5719 10
Vertical use only for 2 modules

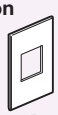

White	Pearl Alu	Graphite
5752 50	5752 51	5752 52

+

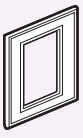

Mirror White	Mirror Black	Stainless Steel	Gold Brass	Woven Metal
5764 84	5764 83	5764 86	5764 80	5764 87

+

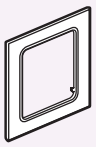

Mirror White	Mirror Black	Stainless Steel	Gold Brass	Woven Metal
5765 24	5765 25	5765 26	5765 20	5765 37

Arteor™ lighting control and automation mechanisms BUS/SCS



675 52



F401



5 739 05





Key covers for micropush control mechanisms **p. 131**

Pack	Cat.Nos	Basic control mechanisms
		For controlling a controller (eg: lighting, shutters or lighting + shutters) depending on the selected configuration Used to manage groups of functions and centralise them (scenario switch type) To be installed in flush-mounting boxes
		Micropush control mechanisms To be equipped with key covers, support frames and plates
1	675 52	2 modules For controlling 1 or 2 controllers
1	675 54	3 modules For controlling up to 3 controllers

Pack	Cat.Nos	Multi-functions control mechanisms
		For controlling 1 or 2 controllers (eg: ON/OFF, shutters, scenario control) sound system, door release control, dimming: gradual switching on or off depending on the selected configuration To be installed in flush-mounting boxes
		Micropush control mechanism To be equipped with key covers, support frames and plates Can control up to 4 scenarios
1	675 53	2 modules
		Touch control mechanisms - 2 modules Supplied complete, equipped with white or black touch plates Can control up to 4 scenarios
1	5 739 04	○ White - for BS flush-mounting boxes
1	5 739 05	● Black - for BS flush-mounting boxes
1	5 739 06	○ White - for 2"x 4" flush-mounting boxes
1	5 739 07	● Black - for 2"x 4" flush-mounting boxes
		Touch control mechanisms - 3 modules Supplied complete, equipped with white or black touch plates Can control up to 6 scenarios For installation in BS, Italian or US flush-mounting boxes
1	5 739 12	○ White
1	5 739 13	● Black

Pack	Cat.Nos	Advanced rolling shutter management devices
		2-relay controller for the driving of a motor
1	F401	Maximum motor power: 500 W, 240 Vac Logic relay interlocking 2 DIN modules

Red catalogue numbers: New products

Arteor™ lighting control and automation mechanisms BUS/SCS (continued)



5 739 02



5 739 03 (for example scenario IN / OUT / DINNER / RELAX)



5 737 16


882 32


5 739 01

Pack	Cat.Nos	Scenario controllers
		For controlling a number of controllers and managing 4 scenarios To be used in conjunction with scenario module Cat.No F420 Supplied complete with scenario identification label Equipped with round or square version cover plates To be equipped with support frames and plates 2 modules
1	5 739 02	○ White
1	5 739 03	● Magnesium
	NEW 2014	
1	5 745 03	○ White
1	5 745 04	● Magnesium

Pack	Cat.Nos	8 push-buttons control
1	675 92	For lighting, automation, sound diffusion and scenario functions
		A5 sheets for the customisation of the symbols of item 675 92
1	3541	○ White
1	3542	● Black

Pack	Cat.Nos	Touch screens
		Used to control manually or by programming up to four of the following functions: control of 4 scenarios, display and centralised management of temperature (1 zone), sound system (display and selection of sound distribution sources, adjusting loudspeakers and setting the wake-up function), energy (display of consumption) and Load control management. Equipped with cover plates, to be equipped with support frames and plates
1	5 737 16	○ White - old item 5 739 16
1	5 737 17	● Magnesium - old item 5 739 17

Pack	Cat.Nos	IR remote control
		For remote control of equipment wired on the BUS (eg: lighting, shutters, etc.)
		Radio/ZigBee® - IR remote control
		For use in conjunction with infrared receiver
1	882 32	5-scenario controller Supplied with batteries
		IR receivers
		Equipped with round version cover plates, to be equipped with support frames and plates Can take up to 4 control units Must be installed in the infrared remote control relay Cat.No 882 32 (the receiver sends the command from the remote control to the product concerned)
1	5 739 00	○ White
1	5 739 01	● Magnesium

Red catalogue numbers: New products

Arteor™ lighting control and automation key covers BUS/SCS



5 745 05 5 745 08 5 745 38 5 745 17 5 745 43 5 745 22 5 745 19 5 745 42 5 745 16 5 745 36



5 744 86 5 744 81 5 744 76 5 744 79 5 744 69 5 744 80

■ Selection chart for round or square key covers

key cover description	Modules	ROUND VERSION			SQUARE VERSION		
			White ○	Magnesium ●		White ○	Magnesium ●
Regulation symbol left-hand side mounting	1		5 745 05	5 745 06		5 744 87	5 744 86
Regulation symbol right-hand side mounting	1		5 745 07	5 745 08			
Regulation symbol	2		5 745 37	5 745 38		5 744 89	5 744 88
Light symbol anyside mounting	1		5 745 17	5 745 18		5 744 75	5 744 74
Light symbol	2		5 745 43	5 745 44		5 744 77	5 744 76
Dimmer symbol left-hand side mounting	1		5 745 20	5 745 22		5 744 69	5 744 68
Dimmer symbol right-hand side mounting	1		5 745 19	5 745 21			
Dimmer symbol	2		5 745 41	5 745 42		5 744 71	5 744 70
Up/Down symbol any side mounting	1		5 745 15	5 745 16		5 744 93	5 744 92
Up/Down symbol	2		5 745 35	5 745 36		5 744 95	5 744 94
GEN marking	2		5 745 39	5 745 40		5 744 73	5 744 72
GEN/ON/OFF marking left-hand side mounting	1		5 745 24	5 745 26		5 744 83	5 744 82
GEN/ON/OFF marking right-hand side mounting	1		5 745 23	5 745 25			
GEN/ON/OFF marking	2		5 745 31	5 745 32		5 744 85	5 744 84
ON/OFF marking left-hand side mounting	1		5 745 28	5 745 30		5 744 79	5 744 78
ON/OFF marking right-hand side mounting	1		5 745 27	5 745 29			
ON/OFF marking	2		5 745 33	5 745 34		5 744 81	5 744 80
Sound source selection right-hand mounting	1		5 745 11	5 745 12		5 744 91	5 744 90
Shutter STOP marking any side mounting	1		5 745 45	5 745 46		5 745 47	5 745 48
Without marking any side mounting	1		5 745 09	5 745 10		5 744 65	5 744 64
Without marking	2		5 745 13	5 745 14		5 744 67	5 744 66

Red catalogue numbers: New products

Arteor™ modular equipment for lighting control and automation BUS/SCS


F414


26 02


F420


F425


F422

Pack	Cat.Nos	Multi-application DIN controllers
		NO contact For lighting (residential), shutters and motors 2 DIN modules 17.5 mm
1	F411/1N	1 output 16 A - old item 038 41
1	F411/2	2 outputs 10 A - old item 038 42
1	F411/4	4 output 6 A - common phase - old item 038 44

Pack	Cat.Nos	DIN controllers for dimming
		For use in conjunction with loads and control mechanisms for dimming control
		For incandescent, halogen and ferromagnetic loads
1	F414	Load: 60 - 1000 W / 230 VA - 50 Hz 4 DIN modules 17.5 mm - old item 036 52
		For electronic transformers loads 1 output
1	F415	Load: 0.25 to 1.7 A / 230 VA - 50 Hz 4 DIN modules 17.5 mm - old item 036 53
	NEW 2014	**For dimmer LEDs, compact fluorescent lamps CFL, energy saving halogen lamps and electronics transformers**
1	F418	1 output - 300 VA maximum 230 Va.c. - 150 VA maximum 127 Vd.c. 4 DIN modules 17,5 mm
		For 1-10 V ballasts
1	F413N	Load: 500 VA maximum 2 DIN modules 17.5 mm - old item 036 56
1	26 11	1 output - 1000 VA maximum 6 DIN modules 17.5 mm
		For DALI protocol
1	26 31	Enables communication between the BUS/SCS installation and the lighting appliances controlled by DALI protocol 6 DIN modules 17.5 mm
		For incandescent, halogen 230 V, ELV halogen with electronic or ferromagnatic transformer 6 DIN modules 17.5 mm Automatic recognition of the load
1	26 21	1 channel - 1000 W maximum
1	26 22	2 channels - 400 W maximum per output
1	26 27	6 channels - 300 W maximum per output

Pack	Cat.Nos	DIN on/off lighting controllers
		For lighting (commercial sector)
1	26 01	2 outputs 16 A 4 DIN modules 17.5 mm
1	26 02	4 outputs 16 A 6 DIN modules 17.5 mm

Pack	Cat.Nos	BUS power supplies
		27 V⎓ - 1.2 A Maximum consumption: 300 mA Maximum current supplied: 1.2 A 8 DIN modules 17.5 mm
1	E46ADCN	Input voltage: 240 VA output voltage 27 V⎓ - old item 035 60
		27 V⎓ - 0.6 A Maximum current supplied: 0.6 A 2 DIN modules 17.5 mm
1	E49	Input voltage: 240 VA output voltage 27 V⎓ - old item 035 67

Pack	Cat.Nos	RJ adaptor
		For connecting Cat.Nos 026 02/21/22/11 to the BUS
10	488 72	Male connector

Pack	Cat.Nos	Contact interfaces
		Allow the connection between traditional wiring devices such as switches, time delay switches or external sensors 2 independent contacts
1	F428	2 DIN modules 17.5 mm - old item 035 53
1	3477	Basic modularity to be installed in flush-mounting box - old item 5 739 96

Pack	Cat.Nos	Additional DIN devices
		Memory module for actuators
1	F425	Restore the last state of an actuator in case of a power failure 2 DIN modules 17.5 mm - old item 035 52
		Scenario module
1	F420	Allows creation of scenarios by linking different functions. Up to 16 scenarios 2 DIN modules 17.5 mm - old item 035 51
		SCS-SCS gateway (extension)
1	F422	Allows the extension of the installation or the integration between different functions Suitable for larger installations 2 DIN modules 17.5 mm - old item 035 62

Red catalogue numbers: New products

■ Actuators and dimmers max. loads at 240 V

	Cat.Nos	Incandescent lamp	Halogen lamp	ELV halogen with ferromagnetic transformer	ELV halogen with electronic transformer	Fluorescent tube	Compact fluorescent lamp	LED	Fluorescent lamps with 0-10 V ballast	Reducer motor for shutter
		Universal								
		Leading edge			Trailing edge					
ACTUATORS	F411/1N	3500 W	3500 W	1000 VA	1000 VA	1000 VA	1000 VA			
	F411/2	2300 W	2300 W	500 VA	250 VA	250 VA	250 VA			500 W
	F411/4	1400 W	1400 W	500 VA	70 VA	70 VA	70 VA			500 W
	026 01	2 x 3600 W	2 x 3600 W	2 x 3600 VA	2 x 3600 VA	2 x 1000 VA	2 x 1000 VA	-	-	-
	026 02	4 x 1000 W	4 x 1000 W	4 x 500 VA	4 x 500 VA	4 x 500 VA	4 x 500 VA	4 x 500 VA		
DIMMERS	F413N							10 x 55 W	10 x 55 VA	
	026 11								1000 VA - 50 mA	
	026 21	1000 W	1000 W	500 VA	500 VA					
	026 22	2 x 500 W	2 x 500 W	2 x 250 VA	2 x 500 VA					
	026 27	300 W	300 W	300 VA	300 VA					
	F414	1000 W	1000 W	1000 VA						
	F415				400 VA					
	F418	300 W	300 W		300 VA		300 VA	300 VA		

Technical characteristics **p. 138**

Arteor™ lighting control and automation BUS/SCS sensors and accessories



488 23
(directional head)



3501/AUX



3501/CEN



3501K

Pack	Cat.Nos	180° Corner sensors
		Supplied with fixing base Connect to 2 circuit controller Cat.No 488 50 by cord or RJ 45 cable or BUS/SCS cable fitted with RJ 45 connector Cat.No 488 72
		180° corner sensor - Detection field 45 m² - for small offices
		PIR - Maximum range 8 m - IP 42 Optimum distance between 2 sensors: 6 m Consumption 0.2 W on standby
1	488 24	RJ 45 connection All loads 10 A - 240 V
		180° corner sensor - Detection field 90 m² - for conference rooms & large offices
		Dual-tech - Maximum range 11 m - IP 42 With directional head Optimum distance between 2 sensors: 10 m Consumption 0.2 W on standby
1	488 23	RJ 45 connection All loads 10 A - 240 V

		180° switch sensors
		Detection field 15 m²
	NEW 2014	**Occupancy sensors**
	Arteor™	PIR -Maximum range 10 m - IP 41
1	5 740 46	○ White
1	5 740 96	● Magnesium
	NEW 2014	**Vacancy sensors**
	Arteor™	Dual-tech - Maximum range 10 m - IP 41
1	5 740 48	○ White
1	5 740 98	● Magnesium

Pack	Cat.Nos	BUS/SCS cables
		Conform to IEC 45-5 and IEC 20-20 Grey
1	L4669	Length 100 m - old item 492 31
1	L4669/500	Length 500 m - old item 492 32
	NEW 2014	
1	L4669KM1	Length 1000 m. Supplied on wooden reels

		BUS spare clamp
		Used to connect the various system components (controls, dimmers, etc) to the BUS line
10	492 22	Male connector

		USB cable
1	492 34	Programming cable

		Plug-in jumpers	
		Used to associate an address with the different system components	
			Old Cat No
10	3501/0	0	492 00
10	3501/1	1	492 01
10	3501/2	2	492 02
10	3501/3	3	492 03
10	3501/4	4	492 04
10	3501/5	5	492 05
10	3501/6	6	492 06
10	3501/7	7	492 07
10	3501/8	8	492 08
10	3501/9	9	492 09
5	3501/GEN	GEN	492 10
5	3501/GR	GR	492 11
5	3501/AMB	AMB	492 12
5	3501/AUX	AUX	492 13
5	3501/ON	ON	492 14
5	3501/OFF	OFF	492 15
5	3501/O/I	O/I	492 16
5	3501/PUL	PUL	492 17
5	3501/SLA	SLA	492 18
5	3501/CEN	CEN	492 19
5	3501/T	↑↓	492 20
5	3501/TM	↑↓M	492 21
1	3501K/1	Kit with: AUX, GEN, GR, AMB, ON, OFF, O/I, PUL, SLA,CEN, ↑↓, ↑↓M (10 pieces of each figure)	492 37
1	3501K	Kit with «0 to 9» jumpers (10 of each number)	261 45

		Virtual configuration software
		Used to configure mechanisms and controllers in the installation for applications such as lighting, shutters and temperature control For use in conjunction with TCP-IP web servers F454
1	3504	Comprising: 1 CD with software for PC

Red catalogue numbers: New products

Arteor™ temperature control BUS/SCS


5 739 19


5 739 20


5 739 23


5 739 24



5 737 17

Central units for temperature control

Pack	Cat.Nos	
		Equipped with square version keypad cover plates To be equipped with special plates Supplied with flush-mounting box and 7.2 V battery Cat.No 3506 Can manage up to 99 zones
1	5 739 18	○ White
1	5 739 19	● Magnesium

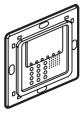

NEW 2014

Display thermostat

Pack	Cat.Nos	
1	674 59	Flush mounted thermostat with backlit display. It can be used to control the temperature of an individual zone, both if a temperature central unit is and is not present. It features a temperature probe and an input for the connection of a contact line (e.g. window contact). It can be used for the management of different types of systems, and the adjustment of the fan speed when fan coils are used. Possibility of automatic operation (summer/winter), with compatible systems. Connection to SCS BUS – 2 modules.

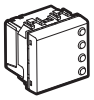

Probes

Pack	Cat.Nos	
		To control the room temperature of heating and cooling system Equipped with square version cover plates To be equipped with plates To be installed in flush-mounting boxes 2 modules
		Standard Temperature setting range: from 3 °C to 40 °C
1	5 739 20	○ White
1	5 739 21	● Magnesium



		With knob Temperature setting range: from 3 °C to 40 °C with knob for adjustment of +/- 3 °C relative to the set temperature and for the modality selection
1	5 739 22	○ White
1	5 739 23	● Magnesium



		With manual/automatic speed selection for fan coil Temperature setting range: from 3 °C to 40 °C with manual/automatic speed selection for fan-coil
1	5 739 24	○ White
1	5 739 25	● Magnesium



Touch screens

Pack	Cat.Nos	
		Used to control manually or by programming up to four of the following functions: control of 4 scenarios, display and centralised management of temperature (1 zone), sound system (display and selection of sound distribution sources, adjusting loudspeakers and setting the wake-up function), energy (display of consumption) and Load control management. Equipped with cover plates, to be equipped with support frames and plates
1	5 737 16	○ White - old item 5 739 16
1	5 737 17	● Magnesium - old item 5 739 17



Red catalogue numbers: New products

Arteor™ temperature control BUS/SCS


F430/2


F430/4


F482


3456

Pack	Cat.Nos	DIN rail actuators 100/240 VA - 50/60 Hz
1	F430/2	**Actuator with 2 independent relays** For single and double loads: 6 A resistive, 3 A motorised valves and pumps 2 DIN modules 17.5 mm Old item 035 79
1	F430/4	**Actuator with 4 independent relays** For single, double or mixed loads: 6 A resistive, 3 A motorised valves, pumps and fan-coils 2 DIN modules 17.5 mm Old item 035 80

Pack	Cat.Nos	DIN actuators for the control of ON/OFF valves, motorised valves, pumps and fan coils with 0-10V proportional valves
1	NEW 2014 F430R8	 Actuator with 8 independent relays for the control of on-off valves, motorised valves (open-close and three-point valves), pumps and fan coils with 2 and 4 tubes – 4A resistive, 1A motorised valves, pumps and fan coils – connection to SCS BUS – 4 DIN modules
1	NEW 2014 F430R3V10	 Actuator with 3 independent relays and 2 x 0-10 Volt outputs for the control of fan coils with 2 and 4 tubes with 0-10 Volt proportional valves – 4A resistive, 1A fan coils – connection to SCS BUS – 4 DIN modules
1	NEW 2014 F430V10	 Actuator with 2 x 0-10 Volt outputs for the control of 0-10 proportional valves – connection to SCS BUS – 2 DIN modules

Pack	Cat.Nos	BUS power supplies
1	E46ADCN	**27 V⎓ - 1.2 A** Maximum consumption: 300 mA Maximum current supplied: 1.2 A 8 DIN modules 17.5 mm Input voltage: 240 VA output voltage 27 V⎓ - old item 035 60
1	E49	**27 V⎓ - 0.6 A** Maximum current supplied: 0.6 A 2 DIN modules 17.5 mm Input voltage: 240 VA output voltage 27 V⎓ - old item 035 67

Pack	Cat.Nos	Battery for temperature control central unit
1	NEW 2014 3506	7.2 V battery for central unit - old item 675 18

Pack	Cat.Nos	SCS cables
		Conform to IEC 45-5 and IEC 20-20 Grey
1	L4669	Length 100 m - old item 492 31
1	L4669/500	Length 500 m - old item 492 32
1	NEW 2014 L4669KM1	Length 1000 m. Supplied on wooden reels

Pack	Cat.Nos	IR transmitter for splitter
1	3456	For controlling splitters in different modes (auto-hot- cold) - old item 883 01 Management of On/Off speeds (auto-low-medium or high) Temperature range between 16 °C and 30 °C Air conditioning remote control can “learn” the IR signal. Can be installed behind the air conditioning unit. Supplied complete with 2 m cable

Red catalogue numbers: New products

Arteor™ energy and load shedding management BUS/SCS

NEW


3522


F520


3508 BUS


F522

Consumption indicators

Pack	Cat.Nos	
1	3522	**Pulse counter interface** Old item 035 54 Used to store data from a pulse counter water, colorimetry, heat or gas) In countries where there is ATEX Directive it's mandatory to use a zener barrier/Galvanic insulation barrier between the pulse counter interface and the gas meter The barrier must answer to the ATEX directive and must be installed outside ATEX area Install one pulse counter interface per meter to measure the consumption individually Consumption data stored hour by hour, and kept for several years (12 years) Display can be in the form of histograms or statistical data Use a touch screen Cat.Nos 5 739 58, 0672 67/8 to display the consumption of the various meters
1	F520	**Consumption indicator for 3 circuits** Old item 035 55 For single phase installations Supplied with a toroid and its link Each toroid can monitor one circuit The consumption indicator can take up to 3 toroids, for monitoring 3 separate circuits Several consumption indicators can be installed to monitor more than 3 circuits on the installation. Instantaneous and cumulative display of the consumption for each circuit and display of consumption on touch screens Cat.Nos 5 739 58, 0 672 67/8 Display can be in the form of histograms or statistical data Consumption data can be stored for 1 year, hour by hour, 2 years day by day or 12 years month by month
1	3523	**Additional toroid** Old item 035 56 Operates with consumption indicator Cat.No F520 Also operates with controller Cat.No F522 for load diagnostics 90 A max. Cable cross-section 25 mm² max.

NEW 2014

1	F524	**IP data concentrator** Old item 035 66 Used to display the data measured by the system via several web pages Can handle different billing rates Integrated memory for up to 10 pulse counter circuits Centralises the data from circuits/pulse counter Automatic backup onto SD card

Connectors

NEW 2014

Spare parts for consumption indicator Cat.No F520 and controllers Cat.Nos F521, F522, F523

10	3508BUS	BUS connector, depth 3.81 mm - old item 492 44
10	3508U2	2-pole connector - old Cat No 492 45
10	3508U3	3-pole connector - old Cat No 492 46

Load and load shedding management

Pack	Cat.Nos	
1	F521	**Central control unit** Old item 035 57 Used to define an energy threshold and manage load shedding priorities set on controllers to avoid unwanted breaks as a result of exceeding the energy contract Manages up to 63 controllers The max. authorised power threshold can be defined The settings can be activated/deactivated from the touch screen Instantaneous and cumulative display of circuit consumption on the touch screen Integrated memory module For installation in the consumer unit 1 DIN module 17.5 mm
		Control with load monitoring Equipped with square version cover plates To be equipped with support frames and plates Used to display the status of the load controlled by the central load control unit (Cat.No F521) and force operation of the load independently Used to force the load during normal operation and reactivate the load previously deactivated by the central control unit
1	5 739 85	○ White
1	5 739 91	● Magnesium
1	F523	**16 A controller** Old item 035 59 Used to define a priority level for a circuit in the context of a load shedding function For installation in the consumer unit 1 DIN module 17.5 mm Can be used as an electronic control box controller and/or an energy management controller
1	F522	**16 A controller with consumption measurement** Old item 035 58 Used to define a priority level for a circuit in the context of a load shedding function For installation in the consumer unit 1 DIN module 17.5 mm Can be used as an electronic control box controller and/or an energy management controller Measures the consumption of the load being controlled and displays (via touch screen Cat.Nos 5 739 58, 0 672 67/8) instantaneous and cumulative consumption with separate reset - Diagnostics of the load being controlled with use of toroid Cat.No 3523

Red catalogue numbers: New products

Arteor™ sound diffusion BUS/SCS


675 55

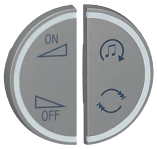

5 745 06 5 745 12


5 739 26


5 739 29


L4566



5 737 16

Flush-mounting amplifiers

Pack	Cat.Nos	
1	675 55	**2 x 1 Wrms - 2 modules** To be equipped with key covers, support frame and plate - old item 5 739 76
		Key covers - 1 module For flush-mounting amplifier Cat.No 675 55
5	5 745 11	○ White - right-hand side mounting
5	5 745 12	● Magnesium - right-hand side mounting
5	5 745 05	○ White - left-hand side mounting
5	5 745 06	● Magnesium - left-hand side mounting
5	5 744 91	○ White - right-hand side mounting
5	5 744 90	● Magnesium - right-hand side mounting
5	5 744 87	○ White - left-hand side mounting
5	5 744 86	● Magnesium - left-hand side mounting

DIN rail amplifiers

1	F502	**2 x 1 Wrms** 2 x 1 Wrms - 100/240 VA 4 DIN 17. 5 mm modules - old item 035 85
1	F503	**2 x 30 Wrms** 2 x 30 Wrms- 100/240 VA 10 DIN 17. 5 mm modules - old item 035 83

RCA inputs

Equipped with square version cover plates
To be equipped with plates
For connecting a stereo source to the system
2 modules

1	5 739 26	○ White
1	5 739 27	● Magnesium

Flush-mounting loudspeakers

Pack	Cat.Nos	
		8 ohms - 100 W - 50 Wrms To be installed in flush-mounting box min. depth 80 mm
1	5 739 28	○ White
1	5 739 29	● Magnesium
		16 ohms - 12 W - 6 Wrms To be installed in flush-mounting box Cat.Nos 893 79 or 892 79
1	5 739 77	○ White

Surface-mounting loudspeakers

1	L4567	8 ohms - 40 W - 20 Wrms - old item 5 739 30
1	L4569	8 ohms - 140 W - 70 Wrms - old item 5 397 78

False ceiling loudspeakers

1	L4566	8 ohms - 100 W - 50 Wrms Ø240 mms - old item 5 739 81
1	L4566/10	8 ohms - 20 W - 10 Wrms Ø100 mm - old item 5 739 82

Touch screens

Used to control manually or by programming up to four of the following functions: control of 4 scenarios, display and centralised management of temperature (1 zone), sound system (display and selection of sound distribution sources, adjusting loudspeakers and setting the wake-up function), energy (display of consumption) and Load control management
Equipped with cover plates
To be equipped with support frames and plates

1	5 737 16	○ White - old item 5 739 16
1	5 737 17	● Magnesium - old item 5 739 17

Flush-mounting boxes

For loudspeaker Cat.No 5 739 77

2	893 79	For dry partitions - 2 x 3 modules
2	892 79	For concrete walls - 2 x 3 modules

Red catalogue numbers: New products

Arteor™ sound diffusion BUS/SCS (continued)


5 739 32


F441M



3495


346000

Pack	Cat.Nos	
		Connectors
		Equipped with white or magnesium square version cover plates To be equipped with support frames and plates 8 contact connector to link interface Cat.No L4561N to the BUS 1 module
1	5 739 32	○ White
1	5 739 33	● Magnesium
		Audio/video signal distribution devices
1	F441M	Multi-channel matrix with cross-connection, mixing switch functions for distribution of: the stereo sound source signal and audio/video signals 8 inputs (first 4 for the 2-wire audio/video system and others for stereo sound source) 8 outputs 10 DIN modules 17.5 mm - old item 035 84
1	F441	Audio/video node for mixing audio/video sources (max. 4 sources) 6 DIN modules 17.5 mm - old item 5 739 98
		DIN RDS radio source
1	F500N	RDS stereo radio tuner with coaxial connector for external aerial antenna Supplied with depth compensator for DIN rail 4 DIN modules 17.5 mm - old item 035 82
		DIN stereo control source
1	L4561N	For stereo sources IR remote control possible RCA/RCA and jack cables to connect to IR transmitters 4 DIN modules 17.5 mm - old item 035 86

Pack	Cat.Nos	
		Sound output
1	3496	Sound output for touch screen 3.5" and 10" Works as a source for sound diffusion system - old item 5 740 44
		Attenuator
1	3499	To be connected at the end of the line of the outputs of audio/video node and multi-channel matrix - old item 035 89
		Insulator for sound sources
1	3495	Isolates the 27 V sound system from 240 V external sources For use with RCA input - old item 5 739 88
		Power supplies
1	346000	Power supply unit for sound system Input voltage: 240 VA output voltage 27 V⎓ Maximum consumption 1 A 8 DIN modules 17.5 mm - old item 634 35
		BUS cable
1	336904	For sound diffusion and video door entry system 200 m - old item 5 739 99
		BUS cord
5	L4668BUS/60	600 mm - old item 5 740 45

Red catalogue numbers: New products

Arteor™ home system management BUS/SCS



5 737 16



5 739 58



672 67

Local management

1.2" touch screens
Used to control manually or by programming up to four of the following functions: control of 4 scenarios, display and centralised management of temperature (1 zone), sound system (display and selection of sound distribution sources, adjusting loudspeakers and setting the wake-up function), energy (display of consumption) and Load control management.
Equipped with cover plates, to be equipped with support frames and plates

Pack	Cat.Nos	
1	5 737 16	○ White - old item 5 739 16
1	5 737 17	● Magnesium - old item 5 739 17



3.5" touch screen

Pack	Cat.Nos	
1	5 739 58	3.5" touch screen used to control the following BUS functions: - Triggering scenarios - Light and roller blind control - Temperature display and management - Alarm activation/deactivation - Sound system management in conjunction with consumption indicator Cat.No F520, display of consumption of the installation New features: open protocol integrated, more powerful processor, front USB access. To be installed in flush-mounting box Cat.Nos 892 79 or 893 79 Equipped with surround, to be equipped with special plates - old item 5 739 60



New generation 10" multimedia video touch screen
10" touch screen performing the functions of an internal unit and a touch screen
The new graphic interface enables different kinds of customisations
Integrated web navigator
It gives the possibility of controlling all the My Home functions from one single point of the home:
- performing of scenarios
- switching on/off, and dimming of lights
- shutter control
- temperature display and management
- energy management: consumption display and load shedding
- enabling/disabling of the burglar alarm, with display of alarms, and creation of security zones
- sound system management: selection of music sources, volume adjustment...
- video door entry system call management
- management of multimedia content (photo frame, audio player, MP3...)

Wall mounted installation, support supplied
Requires a power supply item 3 460 20

NEW 2014

Pack	Cat.Nos	
1	672 68	○ White - Cat No 5 739 62
1	672 67	● Black - Cat No 5 739 63



Remote management

Pack	Cat.Nos	
1	F454	**Web server gateway TCP-IP** Allows the communication between a BUS/SCS installation and a TCP/IP network 6 DIN modules 17.5 mm Old item 035 98



Other devices

Pack	Cat.Nos	
1	492 49	**Supervision software** Can be used in order to tune up the system's functions through a computer, and to follow them on real time basis
1	MH200N	**Scenario scheduler** Allows setting up of up to 300 scenarios with pre-set conditions (time and logical type) 6 DIN modules 17.5 mm. Old item 035 65.



NEW 2014

Pack	Cat.Nos	
1	MH201	**IP Scenario module** It manages scenarios such as (basic time and logic conditions) - It works as a gateway for the Configuration software



Pack	Cat.Nos	
1	346020	**Scenario scheduler power supply** Provides power for Web server and scenario scheduler Cat.No MH200N. 2 DIN modules 17.5 mm Old item 634 42



NEW 2014

Pack	Cat.Nos	
1	F450	**Open/Bacnet Gateway** Interface for the remote control with Touch Screen of devices Bacnet as Fancoil units, AC units, underfloor heating.

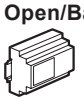

Flush-mounting boxes

Pack	Cat.Nos	
		For 3.5 touch screen Cat.No 5 739 58
2	893 79	For dry partitions - 2 x 3 modules
2	892 79	For concrete walls - 2 x 3 modules

Red catalogue numbers: New products

Arteor™ door entry system BUS/SCS



5 739 50



5 739 52



5 739 54

Pack	Cat.Nos	Video internal display units
		Hands-free internal unit 2.5" LCD colour display Possible integration in BUS system Equipped with White or Magnesium cover plates, to be equipped with special plates To be installed in flush-mounting box Cat.Nos 893 79 or 892 79
1	5 739 50	○ White
1	5 739 51	● Magnesium

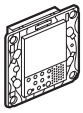

Pack	Cat.Nos	Audio internal display units
		Equipped with: - microphone - loudspeaker - 2 hang-up push-buttons - 1 door release push-button - 2 auxiliary push-buttons for other functions Volume adjustment for communication and call tone, and with bell cut-off indicator Allows intercom between several rooms Supplied complete with special flush-mounting box, cover plate and plate
1	5 740 11[1]	○ White
1	5 743 11[2]	● Magnesium

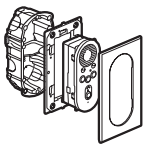

Pack	Cat.Nos	Video/audio street panels
		Street panel
1	3 491 40	Electronic module including: speaker phone module, motorised camera and colour display Possible access via integrated proximity card reader Supplied with programming and configuration software

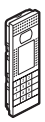

		Cover plate
1	3 392 13	Vandalproof steel finish cover plate and support frame With key for assembly

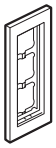

		Flush mounting box
1	3 393 13	Vandalproof flush-mounting box



1 : Supplied with White plate
2 : Supplied with Mirror Black plate

Pack	Cat.Nos	Optional cameras
		For outdoor use
1	3 916 70	2-wire colour camera



		For flush-mounting 2-wire colour camera with swivelling lens Automatic adjustment of focus and brightness Built-in microphone Equipped with cover plates, to be equipped with support frames and plates To be installed in flush-mounting box 2 modules
1	5 739 52	○ White
1	5 739 53	● Magnesium



Pack	Cat.Nos	BUS alarm modules
		8 alarm sensor inputs Signalling of alarm on a video internal unit or a concierge switchboard Equipped with cover plates To be equipped with special plates To be installed in flush-mounting box Cat.Nos 893 79 or 892 79
1	5 739 54	○ White
1	5 739 55	● Magnesium

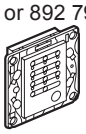

Pack	Cat.Nos	Power supplies
1	346000	Power supply unit for sound system Input voltage: 240 VA output voltage 27 V⎓ Maximum consumption 1 A 8 DIN modules 17.5 mm Old item 0 634 35

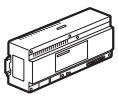

Pack	Cat.Nos	Flush-mounting boxes
		For video display unit Cat.Nos 5 739 50/51
2	893 79	For dry partitions - 2 x 3 modules
2	892 79	For concrete walls - 2 x 3 modules

Arteor™ accessories for BUS/SCS video door entry system


346020


408 98


3 462 00


3 468 30


F441M

Pack	Cat.Nos	Accessories for video door entry systems
1	346020	**Additional power supply** 220-240 V - 50/60 Hz Output 1-2 27 V⎓ 600 mA 2 DIN modules 17.5 mm Old item 634 42
	NEW 2014	
1	408 98	**Electric door release with latch** For left or right opening. 12 VA or ⎓ 6 W - 158 x 26 x 32 mm
	NEW 2014	
1	3 749 00	**Door release** Door release - 12 V∿/880 mA
1	634 41	**Relay for door release** Relay for 12 V⎓ release (powered by BUS) for gate or electromagnetic lock electronic control boxes An exit pushbutton can be connected Used to increase the time delay up to 10 minutes (set by a configuration jumper) Permissible output current: 4 A Stabilised current: 250 mA at 30 ohms 4 x 17.5 mm DIN modules
1	3 462 00	**Interface for auxiliary control** Relay for auxiliary commands Allows the connection of auxiliary functions such as lighting, automatic door opening... 4 DIN modules 17.5 mm To be equipped with configuration jumpers, to be ordered separately
1	3 462 30	**Door release relay** Door release relay NC/NO volt-free contact: max 24 V⎓ - 8 A resistive, 4 A inductive 2 DIN modules 17.5 mm
1	3 468 50	**Intercommunication module for up to 5 units** For communication between the various indoor panels in the house Max. capacity: 5 units 4 DIN modules 17.5 mm
1	3 468 51	**Extension interface** Increases the operational performance of the system (e.g.: distance between the entrance panel and the indoor panels)

Pack	Cat.Nos	Accessories for video door entry systems
1	3 468 30	**2-wire video adaptor** Video adaptor Use one adaptor per power supply 2 DIN modules 17.5 mm
1	3 468 41	**Video signal distributor** Video distributor with 4 outputs for intercom module for up to 5 units
1	3 474 00	**Video signal converter** Video signal converter from coaxial to 2-wire bus for 12 V⎓ CCTV cameras: the CCTV camera is directly supplied via a terminal
1	3 468 90	**2-wire/IP interface** For extended systems with IP backbone and 2-wire support
1	5 740 43	**Virtual switchboard software** Virtual switchboard software for managing entryphone and video entryphone calls The software (for Windows operating systems) can be installed on any fixed or mobile PC and is used to receive, manage and transfer calls from inside and outside Offers home video control with cyclical CCTV vision, day and night functions and the ability to display the alarms present in the various apartments - Operating systems supported: Microsoft Windows XP Service Pack 2 and Windows Vista - Software required: NET Framework 2.0 or later
1	F441	**Audio/videosignal distribution devices** Audio/video node for mixing audio/video sources (max. 4 sources) 6 DIN modules 17.5 mm - old item 5 739 98
1	F441M	Multi-channel matrix with cross-connection, mixing switch functions for distribution of: the stereo sound source signal and audio/video signals 8 inputs (first 4 for the 2-wire audio/video system and others for stereo sound source) 8 outputs 10 DIN modules 17.5 mm - old item 035 84
1	336904	**BUS cable** For sound diffusion and video door entry system 200 m - old item 5 739 99

Red catalogue numbers: New products

Arteor™ video door entry system kits BUS/SCS



5 740 32 (see composition below)

Pack	Cat.Nos	Video door entry system kits
1	5 740 32	**For 1 apartment or house** Comprising: - 1 street panel supplied complete with special flush-mounting box - 1 hands-free video internal unit equipped with colour display and supplied with special flush-mounting box, support frame and Mirror white plate - 1 power supply - 1 video adaptor Possibility to install up to 4 internal video or audio units
1	5 740 33	**For 2 apartments** Comprising : - 1 street panel supplied complete with special flush mounting box - 2 hands-free video internal units equipped with colour display and supplied with special flush mounting box, support frame and Mirror white plate - 1 power supply - 1 video adaptor Possibility to install up to 2 internal video or audio units

Arteor™ door entry system BUS/SCS

Dimensions of video internal display units Cat.Nos 5 739 50/51

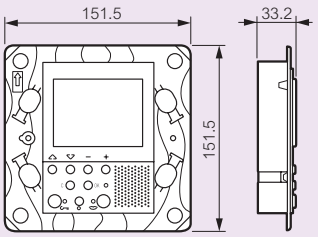

Installation distances for video door entry systems

	Video internal unit	Power supply	Street panel
> 0.2 mm²	50 m	50 m	50 m (total max. distance)
PT278 (28 mm²)	90 m	115 m	150 m (total max. distance)
SYT 6/10-SYT 5/10 (0,5 mm²)	60 m	80 m	140 m (total max. distance)
SYT 9/10-SYT 8/10 (1 mm²)	200 m	200 m	200 m (total max. distance)

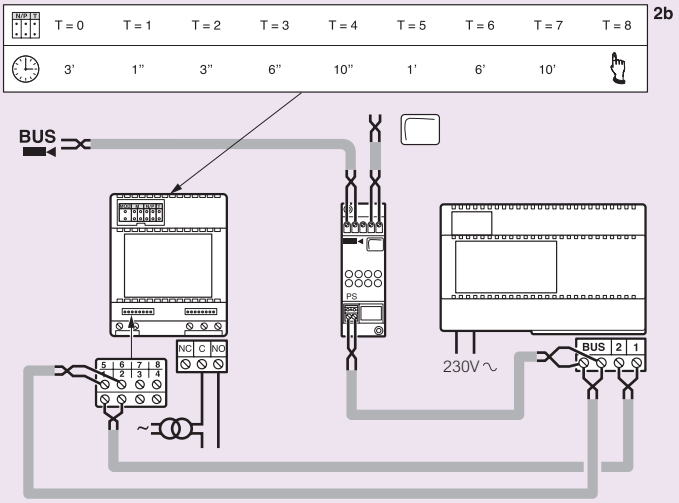

Dimensions of audio internal units Cat.Nos 5 740 11 and 5 743 11

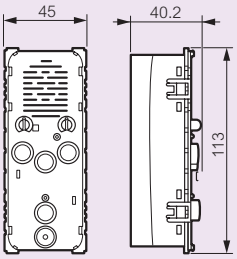

Installation distances for audio door entry systems

	Audio internal unit	Power supply	Street panel	Door release
0.28 mm²	140 m	200 m	30 m	340 m
0.50 mm²	210 m	290 m	50 m	500 m
1 mm²	420 m	580 m	100 m	1000 m

■ System principle

The Lighting Control system allows the management of different functions in a simultaneous and integrated way
All the components of the Lighting Control system are interconnected via an electronic circuit that can be programmed: the BUS
The information is exchanged through the 2 wire BUS cable at low voltage (27 V⎓)
There are two types of devices in the system:
- the controls units, which are connected only to the BUS cable and
- the actuators, connected both, to the BUS cable and to the 230VA power line for managing the connected load

When the Lighting Control system devices are configured properly, it is possible to manage the load as follows:
- control for a single load
- control for one or more load groups;
- simultaneous management of all loads

It is also possible to carry out special functions, which can hardly be achieved with conventional electrical systems
These functions are called scenarios
One scenario is a set of simultaneous control of multiple groups of loads, used in order to modify the environment according to the user's needs
An example of a scenario can be represented by the simultaneous activation of lights, which can be set by the user after getting inside the building by using one single control device or by using the Touch Screen menu

■ Installation principle

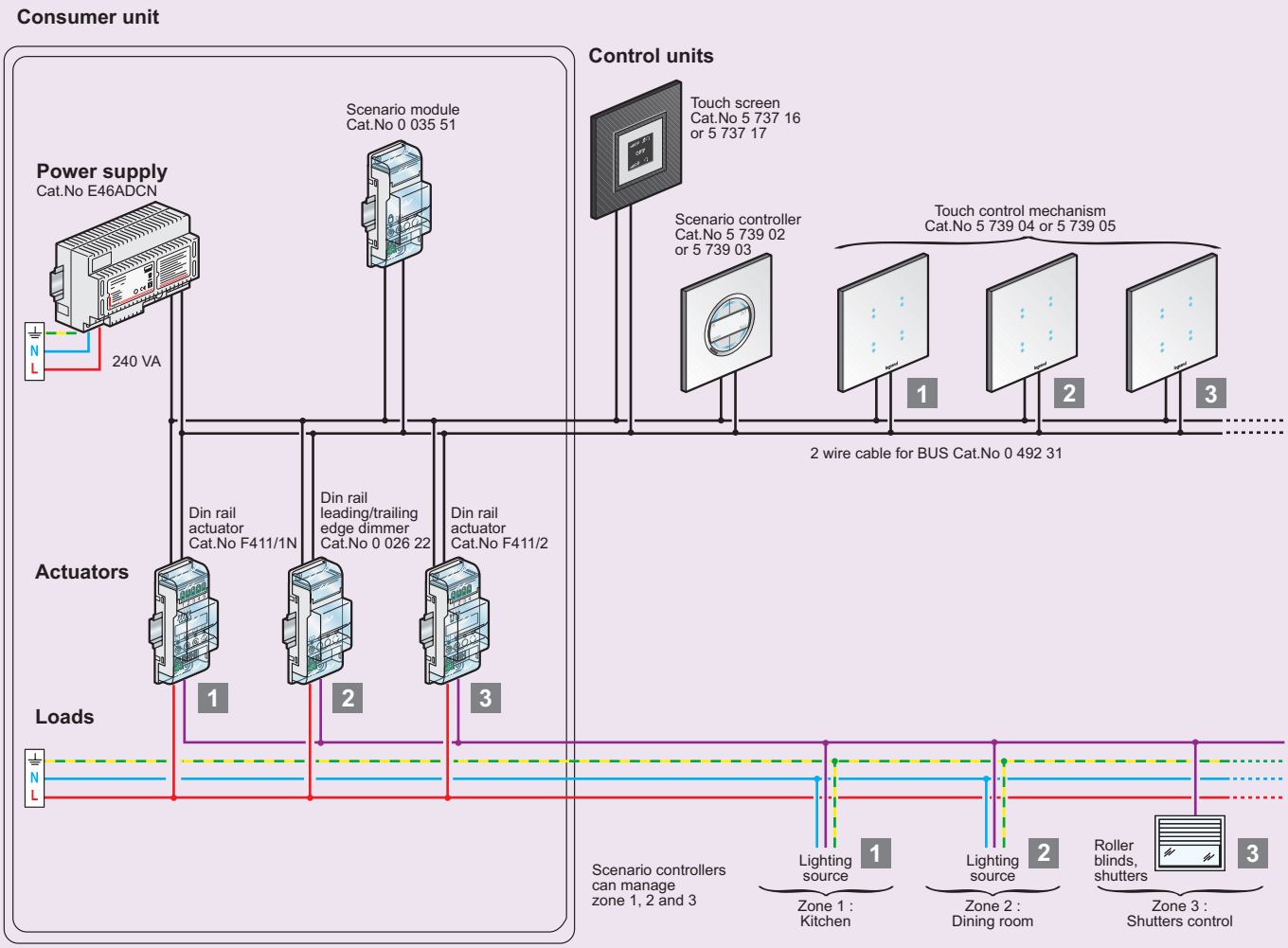

■ Installation principle

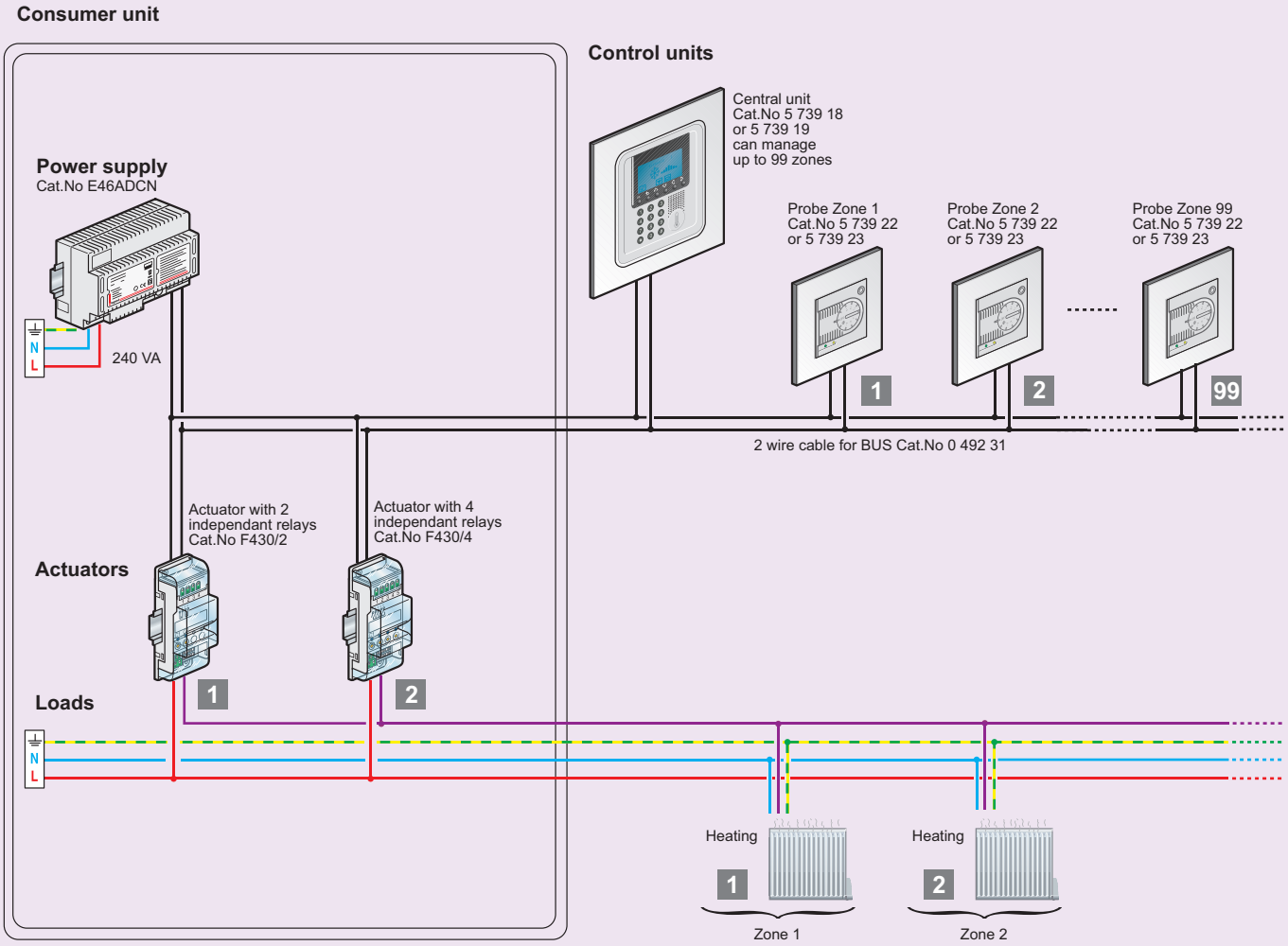

Arteor™ sound diffusion BUS/SCS

■ Sound diffusion installation principle

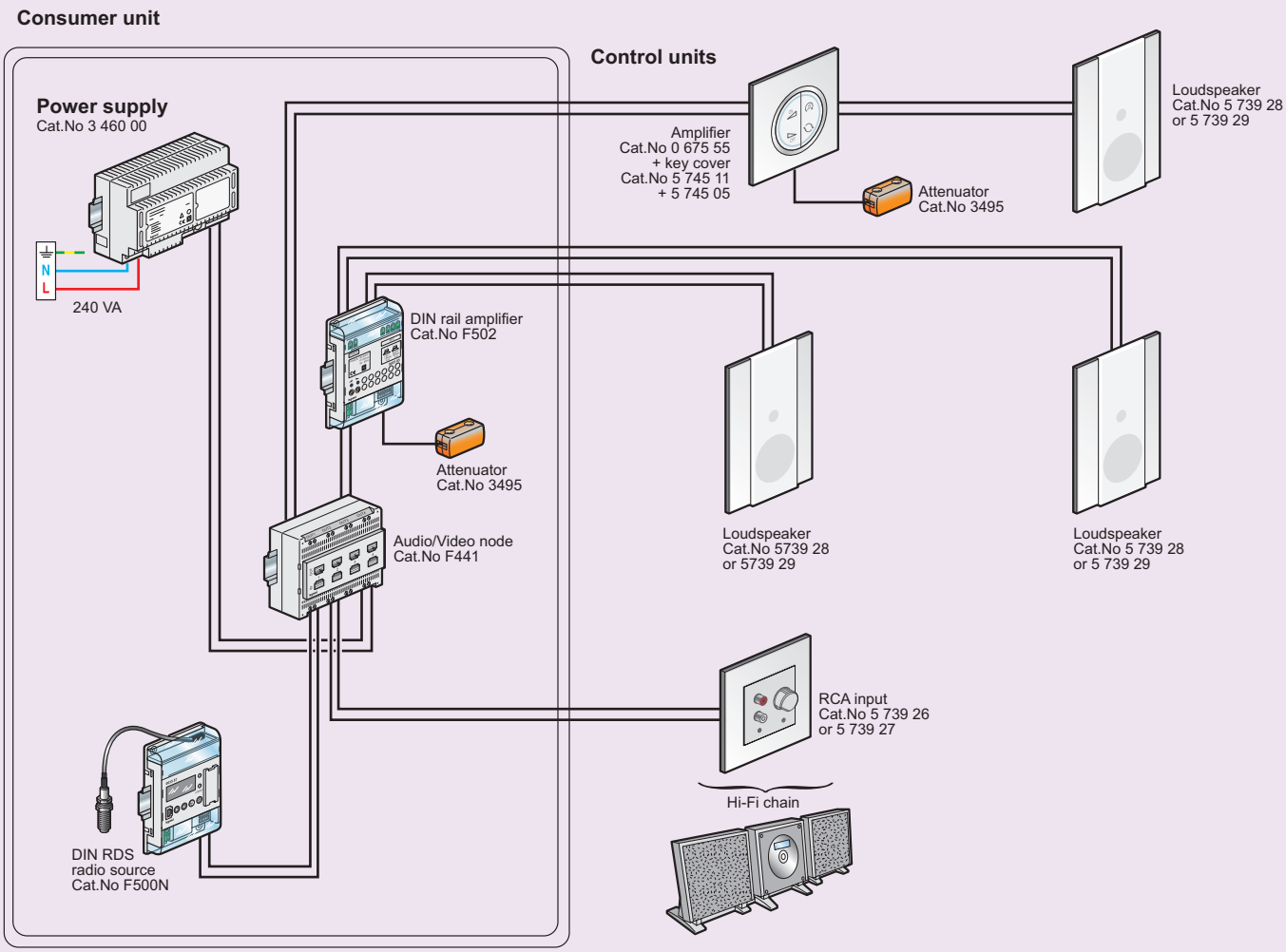

■ Video door entry system

Wiring diagram for video kit Cat.No 5 740 32

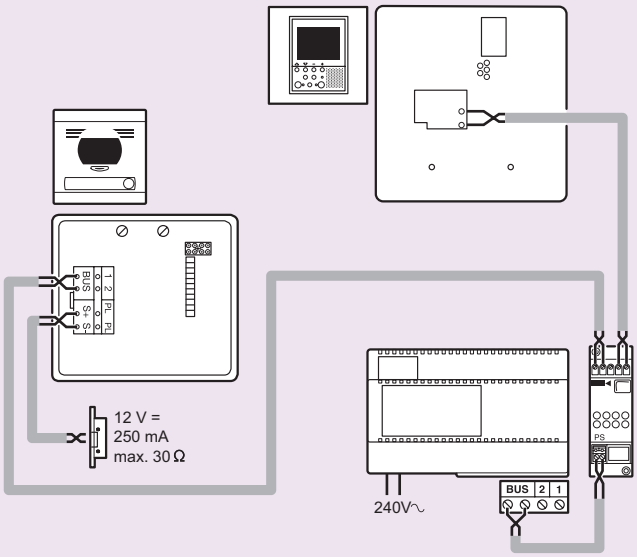

Number of wires to be used irrespective of the number of apartments:
2 wires for both audio and video

■ Audio door entry system

Wiring diagram with 1 street panel and 1 audio internal unit Cat.No 5 740 11 or 5 743 11

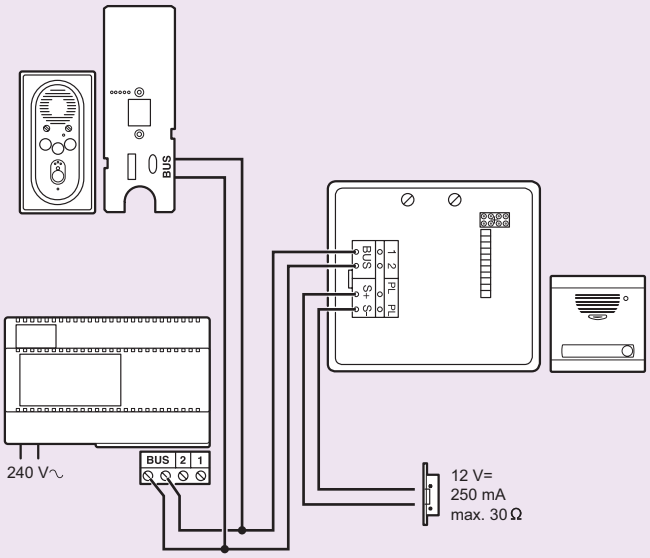

My Home BUS

table of equivalence old/new references

DESCRIPTION	OLD CAT NO	NEW CAT NO
AUTOMATION SYSTEM		
1 relay DIN actuator 16 A	38 41	F411/1N
2 relays DIN actuator 10 A	38 42	F411/2
4 relays DIN actuator 6 A	38 44	F411/4
DIN dimmer 1000 W	36 52	F414
DIN dimmer 400 VA	36 53	F415
Ballast DIN dimmer 1-10 V	36 56	F413N
DIN contacts interface	35 53	F428
Basic contacts interface	5 739 96	3477
Memory module	35 52	F425
Scenario module	35 51	F420
SCS-SCS gateway	35 62	F422
TEMPERATURE CONTROL		
Fil pilote actuator	35 77	F430FP
Teleinfo gateway	35 78	F430GW
DIN actuator	35 79	F430/2
DIN actuator/4	35 80	F430/4
IR Emitter	883 01	3456
ENERGY MANAGEMENT		
Bus meter with memory 3-inputs for toroids - 1 DIN	35 55	F520
Pulses counter interface	35 54	3522
Additional toroid	35 56	3523
Energy Data Logger	35 66	F524
Removable bus clamp width 3,81	492 44	3508BUS
Removable clamp 2 poles	492 45	3508U2
Removable clamp 3 poles	492 46	3508U3
Load management central unit	35 57	F521
Actuator 16A with current sensor - 1 DIN	35 58	F522
Actuator 16A - 1 DIN	35 59	F523

DESCRIPTION	OLD CAT NO	NEW CAT NO
AUTOMATION SYSTEM		
False ceiling mounted loudspeaker	5 739 81	L4566
False ceiling mounted loudspeaker (a)	5 739 82	L4566/10
Wall mounting loudspeaker	5 739 30	L4567
False ceiling mounted loudspeaker (b)	5 739 83	L4568
Wall mounting loudspeaker	5 739 78	L4569
Stereo control	35 86	L4561N
Radio Tuner	35 82	F500N
DIN amplifier	35 85	F502
DIN power amplifier	35 83	F503
Touch Screen adapter	5 740 44	3496
Audio-video node	5 739 98	F441
Multichannel matrix	35 84	F441M
Insulator for sound sources	5 739 88	3495
Line terminator	35 89	3499
SCENARIO		
Scenario programmer	035 65	MH200N

My Home BUS

table of equivalence old/new reference

DESCRIPTION	OLD CAT NO	NEW CAT NO
ACCESSORIES		
Configurator		
Configurators «0»	492 00	3501/0
Configurators «1»	492 01	3501/1
Configurators «2»	492 02	3501/2
Configurators «3»	492 03	3501/3
Configurators «4»	492 04	3501/4
Configurators «5»	492 05	3501/5
Configurators «6»	492 06	3501/6
Configurators «7»	492 07	3501/7
Configurators «8»	492 08	3501/8
Configurators «9»	492 09	3501/9
Configurators «AMB»	492 12	3501/AMB
Configurators «AUX»	492 13	3501/AUX
Configurators «CEN»	492 19	3501/CEN
Configurators «GEN»	492 10	3501/GEN
Configurators «GR»	492 11	3501/GR
Configurators «OFF»	492 15	3501/OFF
Configurators «O/I»	492 16	3501/OI
Configurators «ON»	492 14	3501/ON
Configurators «PUL»	492 17	3501/PUL
Configurators «SLA»	492 18	3501/SLA
Configurators «T»	492 20	3501/T
Configurators «TM»	492 21	3501/TM
Configurators kit 0-9	261 45	3501K
Special configurators kit	492 37	3501K/1

DESCRIPTION	OLD CAT NO	NEW CAT NO
POWER SUPPLY		
Power supply		
Power supply 230 V	035 60	E46ADCN
Mini power supply	035 67	E49
7.2 V battery	675 18	3506
6 V battery	675 16	3507/06
Additional power supply 230 V	634 42	346020
AV power supply 230 V	634 35	346000
Cables		
SCS-cable	492 31	L4669
SCS-cable	492 32	L4669/500
SCS Burglar alarm cable	6 831 59	L4669S
SCS AV cable	5 739 99	336904
BUS cord 0,6 m	5 740 45	L4668BUS/60
Web Server		
WEB SERVER A/V BUS	035 98	F454