Influence of the Line Frequency

On the Instantaneous Tripping Current I_{MA}

	Line Frequency f [Hz]						
	$16^2/_3$	50	60	100	200	300	400
$I_{MA}(f)/I_{MA}(50Hz)$ [%]	91	100	101	106	115	134	141

UL508 Busbars for FAZ

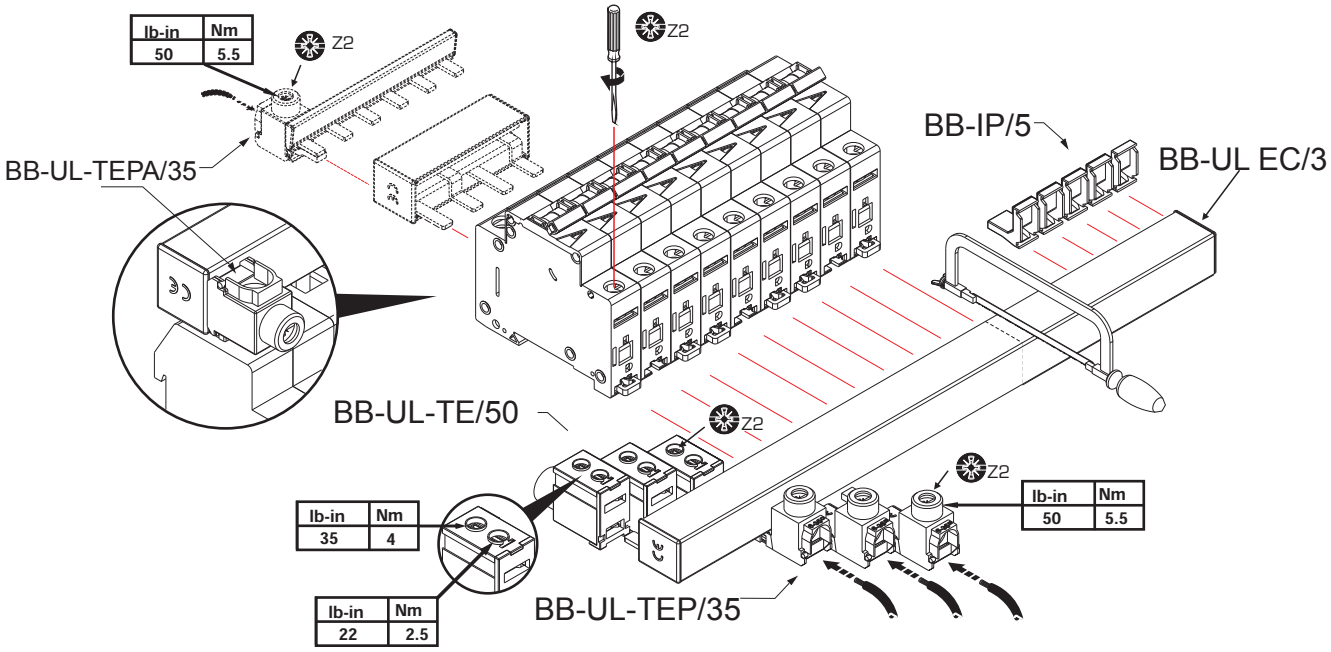

BB-UL-TE/50			
	**UL508**		**EN/IEC 60947-2**
U_e	480 V AC		240/690V AC
f	50/60 Hz	----------	50/60 Hz
I_e	115 A @ 40°C		160 A @ 30°C
	#1-14 AWG 60/75°C Cu		1.5 – 50 mm^2 Cu
	0.56 in		14 mm

BB-UL		
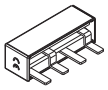	**UL508**	**EN/IEC 60947-2**
U_e	480 V AC	690V AC
f	50/60 Hz	
I_{pk}	10kA	15kA
I_e	18mm²	25mm²
Infeed at the start of the busbar	80A@40 °C	100A@30°C
Infeed at the center of the busbar	160A@40°C	200A@30°C

BB-UL-TEP/35 / BB-UL-TEPA/35			
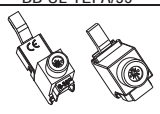	**UL508**		**EN/IEC 60947-2**
U_e	480 V AC		240/690V AC
f	50/60 Hz	----------	50/60 Hz
I_e	115 A@40°C		80 A@30°C
	#2-14 AWG 60/75°C Cu		2.5 – 35 mm^2 Cu
	0.56 in		14 mm

*-UL508 SHORT CIRCUIT RATINGS

-SUITABLE FOR USE ON A CIRCUIT CAPABLE OF DELIVERING NOT MORE THAN 10,000 RMS SYMETRICAL AMPERES, 600 VOLTS MAXIMUM.
-SUITABLE FOR USE ON A CIRCUIT CAPABLE OF DELIVERING NOT MORE THAN 100,000 RMS SYMETRICAL AMPERES, 600 VOLTS MAXIMUM WHEN PROTECTED BY A CLASS J FUSE RATED 175A.

BB Busbars

Article No.	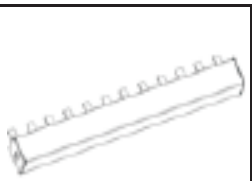						
121981	BB-UL-18/1P-1M/57	57	-	-	-	-	-
121982	BB-UL-18/2P-2M/56	-	28	-	-	-	-
121983	BB-UL-18/3P-3M/57	-	-	19	-	-	-
121984	BB-UL-18/1P-1,5M/37	-	-	-	37	-	-
121987	BB-UL-18/2P+AS-2,5M/46	-	-	-	-	23	-
121988	BB-UL-18/3P+AS-3,5M/48	-	-	-	-	-	16
121989	BB-UL-25/1P-1M/57	57	-	-	-	-	-
121990	BB-UL-25/2P-2M/56	-	28	-	-	-	-
121991	BB-UL-25/3P-3M/57	-	-	19	-	-	-
121992	BB-UL-25/1P-1,5M/37	-	-	-	37	-	-
121995	BB-UL-25/2P+AS-2,5M/46	-	-	-	-	23	-
121996	BB-UL-25/3P+AS-3,5M/48	-	-	-	-	-	16
121997	BB-UL-TEP/35	-	-	-	-	-	-
in prep.	BB-UL-TEPA/35	-	-	-	-	-	-
121998	BB-UL-TE/50	-	-	-	-	-	-
121999	BB-IP/5	-	-	-	-	-	-
122000	BB-UL-EC/1	-	-	-	-	-	-
122001	BB-UL-EC/3	-	-	-	-	-	-

Auxiliary Contacts and Voltage Trips

	Circuit Diagram	Description	Rated Operational Voltage	Type Designation	Article No.	Units per package
SG13411 	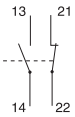	**Standard Auxiliary Contact** • 1NO/1NC • Installs on left side of FAZ or shunt trip • Max. one per FAZ (1077) device • Switches when FAZ is tripped electrically or manually	230 Vac	FAZ-XHIN11	286054	1
	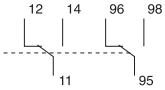 Two-pole auxiliary mode 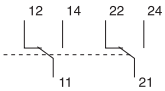 Trip indicating mode	**Auxiliary/Trip Indicating Contact** • Small selector screw changes mode • Two Form C (changeover) contacts • Installs on left side of FAZ or shunt trip • Auxiliary contacts switch when FAZ is tripped electrically or manually • Trip indicating contact switches only when FAZ is tripped electrically	230 Vac	FAZ-XAM002	262414	1
	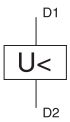	**Undervoltage Trip** • Prevents FAZ from operating unless voltage is present • Installs on left side of FAZ • Includes test button	115 Vac	FAZ-XUA(115VAC)	212049	1
			230 Vac	FAZ-XUA(230VAC)	212051	1
			400 Vac	FAZ-XUA(400VAC)	212053	1
SG12311 	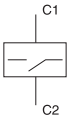	**Shunt Trip** • Allows remote trip of FAZ • Installs on left side of FAZ	12–110 Vac 12–60 Vdc	FAZ-XAA-C-12-110VAC	278518	1
			110–415 Vac 110–230 Vdc	FAZ-XAA-C-110-415VAC	278519	1
		Padlock Hasp (for all FAZ) • Prevents reactivation of the device during maintenance • Holds one padlock		IS/SPE-1TE	101911	1

Allowable Combinations of Accessories

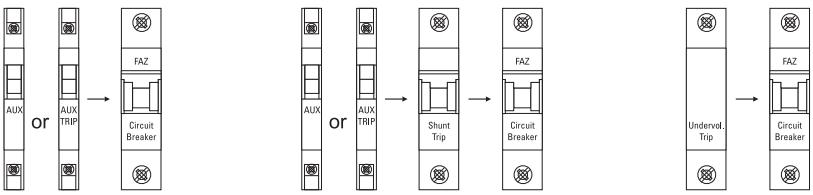

Specifications

Technical Data

	FAZ-XHIN FAZ-XAM002	FAZ-XAA-C	FAZ-XUA
Electrical			
Contact function	1A + 1B 2 C/O	—	—
Rated operational voltage U_n	250 Vac	—	115 Vac 230 Vac 400 Vac
Voltage range	—	12–110 Vac 12–60 Vdc	—
Voltage range	—	110–415 Vac 110–230 Vdc	—
Closing threshold [x U_n]	—	—	0.8
Tripping threshold [x U_n]	—	—	0.5
Rated frequency f	50/60 Hz	50/60 Hz	50/60 Hz
General use (UL/CSA)			
AC—230/240 Vac	2/2A	—	—
DC—110/120 Vdc	0.5/0.5A	—	—
Pilot duty	A600/Q600	—	—
Conventional free air thermal current I_{th}	4A	—	—
Rated operational current			
AC-13 I_e	3A (250 Vac)	—	—
AC-15 I_e	2A (250 Vac)	—	—
DC-13 I_e	0.5A (110 Vdc)	—	—
Rated insulation voltage U_i	250 Vac	—	—
Minimum operating voltage per contract U_{min}	5 Vdc	—	—
Rated impulse withstand voltage (1.2/50µ) U_{imp}	2.5 kV	—	—
Rated conditional short-circuit current with 6A back-up fuse I_{SC}	1 kA	—	—
Max. admissible back-up fuse	4A gL	—	—
Mechanical			
Standard front dimension	45 mm	45 mm	45 mm
Device height	80 mm	80 mm	80 mm
Mounting width	8.8 mm	17.6 mm	17.8 mm
Degree of protection enclosed	IP40	IP40	IP40
Terminal protection	Protection against electric shock to IEC 536	Protection against electric shock to IEC 536	Protection against electric shock to IEC 536
Terminals	Lift terminals	Twin-purpose terminals	Twin-purpose terminals
Terminal capacity [mm^2]			
Solid	0.5–2.5	1–2.5	2 x (1–2.5)
Flexible	0.5–2.5	1–2.5	2 x (1–2.5)
Tightening torque of terminal screws	0.8–1.0 Nm (7–9 lb-in)	2.4 Nm (21 lb-in)	0.8 Nm (7 lb-in)

Dimensions (mm) Accessories

Auxiliary Contacts

FAZ-XHI11

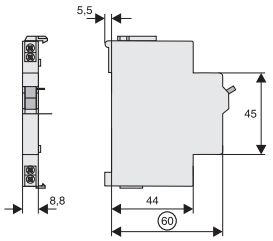

FAZ-XAM002

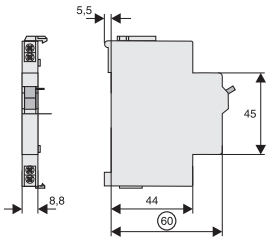

Shunt Releases

FAZ-XAA

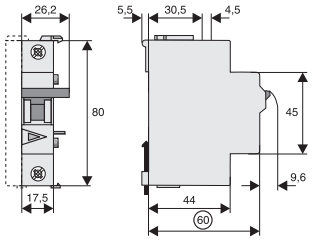

Undervoltage Releases

FAZ-XUA

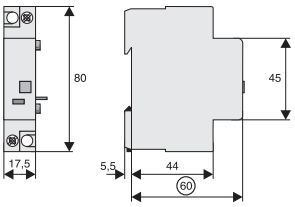

FAZ-T Miniature Circuit Breakers (MCBs)
Characteristic B

SG12411



1-pole

Rated current I_n (A)	Rated voltage IEC/EN 60898-1 (V)	Breaking capacity acc. to IEC/EN 60898-1 (kA)	Rated voltage IEC/EN 60947-2 (V)	Breaking capacity acc. to IEC/EN 60947-2 (kA)	Type Designation	Article No.	Units per package
1	240/415	15	240	25	FAZT-B1/1	240770	12/120
2	240/415	15	240	25	FAZT-B2/1	240771	12/120
3	240/415	15	240	25	FAZT-B3/1	240772	12/120
4	240/415	15	240	25	FAZT-B4/1	240777	12/120
6	240/415	15	240	25	FAZT-B6/1	240782	12/120
10	240/415	15	240	25	FAZT-B10/1	240787	12/120
12	240/415	15	240	25	FAZT-B12/1	240792	12/120
13	240/415	15	240	25	FAZT-B13/1	240793	12/120
15	240/415	15	240	25	FAZT-B15/1	240794	12/120
16	240/415	15	240	25	FAZT-B16/1	240795	12/120
20	240/415	15	240	25	FAZT-B20/1	240796	12/120
25	240/415	15	240	25	FAZT-B25/1	240797	12/120
32	240/415	10	240	20	FAZT-B32/1	141907	12/120
40	240/415	10	240	20	FAZT-B40/1	141908	12/120

SG12711



1+N-pole

1	240	15	240	25	FAZT-B1/1N	240994	1/60
2	240	15	240	25	FAZT-B2/1N	240995	1/60
3	240	15	240	25	FAZT-B3/1N	240996	1/60
4	240	15	240	25	FAZT-B4/1N	240997	1/60
6	240	15	240	25	FAZT-B6/1N	240998	1/60
10	240	15	240	25	FAZT-B10/1N	240999	1/60
12	240	15	240	25	FAZT-B12/1N	241000	1/60
13	240	15	240	25	FAZT-B13/1N	241001	1/60
15	240	15	240	25	FAZT-B15/1N	241005	1/60
16	240	15	240	25	FAZT-B16/1N	241009	1/60
20	240	15	240	25	FAZT-B20/1N	241015	1/60
25	240	15	240	25	FAZT-B25/1N	241019	1/60
32	240	10	240	20	FAZT-B32/1N	142509	1/60
40	240	10	240	20	FAZT-B40/1N	142510	1/60

SG12811



2-pole

1	415	15	240/415	25	FAZT-B1/2	240820	1/60
2	415	15	240/415	25	FAZT-B2/2	240821	1/60
3	415	15	240/415	25	FAZT-B3/2	240822	1/60
4	415	15	240/415	25	FAZT-B4/2	240823	1/60
6	415	15	240/415	25	FAZT-B6/2	240824	1/60
10	415	15	240/415	25	FAZT-B10/2	240825	1/60
12	415	15	240/415	25	FAZT-B12/2	240826	1/60
13	415	15	240/415	25	FAZT-B13/2	240827	1/60
15	415	15	240/415	25	FAZT-B15/2	240828	1/60
16	415	15	240/415	25	FAZT-B16/2	240829	1/60
20	415	15	240/415	25	FAZT-B20/2	240830	1/60
25	415	15	240/415	25	FAZT-B25/2	240831	1/60
32	415	10	240/415	20	FAZT-B32/2	142485	1/60
40	415	10	240/415	20	FAZT-B40/2	142486	1/60

FAZ-T | Characteristic B

SG13011



3-pole

Rated current I_n (A)	Rated voltage IEC/EN 60898-1 (V)	Breaking capacity acc. to IEC/EN 60898-1 (kA)	Rated voltage IEC/EN 60947-2 (V)	Breaking capacity acc. to IEC/EN 60947-2 (kA)	Type Designation	Article No.	Units per package
1	415	15	240/415	25	FAZT-B1/3	240874	1/40
2	415	15	240/415	25	FAZT-B2/3	240875	1/40
3	415	15	240/415	25	FAZT-B3/3	240876	1/40
4	415	15	240/415	25	FAZT-B4/3	240877	1/40
6	415	15	240/415	25	FAZT-B6/3	240878	1/40
10	415	15	240/415	25	FAZT-B10/3	240879	1/40
12	415	15	240/415	25	FAZT-B12/3	240880	1/40
13	415	15	240/415	25	FAZT-B13/3	240881	1/40
15	415	15	240/415	25	FAZT-B15/3	240882	1/40
16	415	15	240/415	25	FAZT-B16/3	240883	1/40
20	415	15	240/415	25	FAZT-B20/3	240884	1/40
25	415	15	240/415	25	FAZT-B25/3	240885	1/40
32	415	10	240/415	20	FAZT-B32/3	142493	1/40
40	415	10	240/415	20	FAZT-B40/3	142494	1/40

SG13211



3+N-pole

1	415	15	240/415	25	FAZT-B1/3N	241060	1/30
2	415	15	240/415	25	FAZT-B2/3N	241065	1/30
3	415	15	240/415	25	FAZT-B3/3N	241070	1/30
4	415	15	240/415	25	FAZT-B4/3N	241075	1/30
6	415	15	240/415	25	FAZT-B6/3N	241080	1/30
10	415	15	240/415	25	FAZT-B10/3N	241085	1/30
12	415	15	240/415	25	FAZT-B12/3N	241090	1/30
13	415	15	240/415	25	FAZT-B13/3N	241095	1/30
15	415	15	240/415	25	FAZT-B15/3N	241100	1/30
16	415	15	240/415	25	FAZT-B16/3N	241105	1/30
20	415	15	240/415	25	FAZT-B20/3N	241110	1/30
25	415	15	240/415	25	FAZT-B25/3N	241115	1/30
32	415	10	240/415	20	FAZT-B32/3N	142517	1/30
40	415	10	240/415	20	FAZT-B40/3N	142518	1/30

SG13111



4-pole

1	415	15	240/415	25	FAZT-B1/4	240922	1/30
2	415	15	240/415	25	FAZT-B2/4	240927	1/30
3	415	15	240/415	25	FAZT-B3/4	240930	1/30
4	415	15	240/415	25	FAZT-B4/4	240931	1/30
6	415	15	240/415	25	FAZT-B6/4	240932	1/30
10	415	15	240/415	25	FAZT-B10/4	240933	1/30
12	415	15	240/415	25	FAZT-B12/4	240934	1/30
13	415	15	240/415	25	FAZT-B13/4	240935	1/30
15	415	15	240/415	25	FAZT-B15/4	240936	1/30
16	415	15	240/415	25	FAZT-B16/4	240937	1/30
20	415	15	240/415	25	FAZT-B20/4	240938	1/30
25	415	15	240/415	25	FAZT-B25/4	240939	1/30
32	415	10	240/415	20	FAZT-B32/4	142501	1/30
40	415	10	240/415	20	FAZT-B40/4	142502	1/30

FAZ-T Miniature Circuit Breakers (MCBs)
Characteristic C

SG12411



1-pole

Rated current I_n (A)	Rated voltage IEC/EN 60898-1 (V)	Breaking capacity acc. to IEC/EN 60898-1 (kA)	Rated voltage IEC/EN 60947-2 (V)	Breaking capacity acc. to IEC/EN 60947-2 (kA)	Type Designation	Article No.	Units per package
1	240/415	15	240	25	FAZT-C1/1	240798	12/120
2	240/415	15	240	25	FAZT-C2/1	240799	12/120
3	240/415	15	240	25	FAZT-C3/1	240800	12/120
4	240/415	15	240	25	FAZT-C4/1	240801	12/120
6	240/415	15	240	25	FAZT-C6/1	240802	12/120
10	240/415	15	240	25	FAZT-C10/1	240803	12/120
12	240/415	15	240	25	FAZT-C12/1	240804	12/120
13	240/415	15	240	25	FAZT-C13/1	240805	12/120
15	240/415	15	240	25	FAZT-C15/1	240806	12/120
16	240/415	15	240	25	FAZT-C16/1	240807	12/120
20	240/415	15	240	25	FAZT-C20/1	240808	12/120
25	240/415	15	240	25	FAZT-C25/1	240809	12/120
32	240/415	10	240	20	FAZT-C32/1	141909	12/120
40	240/415	10	240	20	FAZT-C40/1	142480	12/120

SG12711



1+N-pole

1	240	15	240	25	FAZT-C1/1N	241022	1/60
2	240	15	240	25	FAZT-C2/1N	241023	1/60
3	240	15	240	25	FAZT-C3/1N	241024	1/60
4	240	15	240	25	FAZT-C4/1N	241025	1/60
6	240	15	240	25	FAZT-C6/1N	241026	1/60
10	240	15	240	25	FAZT-C10/1N	241027	1/60
12	240	15	240	25	FAZT-C12/1N	241028	1/60
13	240	15	240	25	FAZT-C13/1N	241029	1/60
15	240	15	240	25	FAZT-C15/1N	241030	1/60
16	240	15	240	25	FAZT-C16/1N	241034	1/60
20	240	15	240	25	FAZT-C20/1N	241038	1/60
25	240	15	240	25	FAZT-C25/1N	241044	1/60
32	240	10	240	20	FAZT-C32/1N	142511	1/60
40	240	10	240	20	FAZT-C40/1N	142512	1/60

SG12811



2-pole

1	415	15	240/415	25	FAZT-C1/2	240832	1/60
2	415	15	240/415	25	FAZT-C2/2	240833	1/60
3	415	15	240/415	25	FAZT-C3/2	240838	1/60
4	415	15	240/415	25	FAZT-C4/2	240843	1/60
6	415	15	240/415	25	FAZT-C6/2	240850	1/60
10	415	15	240/415	25	FAZT-C10/2	240855	1/60
12	415	15	240/415	25	FAZT-C12/2	240858	1/60
13	415	15	240/415	25	FAZT-C13/2	240859	1/60
15	415	15	240/415	25	FAZT-C15/2	240860	1/60
16	415	15	240/415	25	FAZT-C16/2	240861	1/60
20	415	15	240/415	25	FAZT-C20/2	240862	1/60
25	415	15	240/415	25	FAZT-C25/2	240863	1/60
32	415	10	240/415	20	FAZT-C32/2	142487	1/60
40	415	10	240/415	20	FAZT-C40/2	142488	1/60

FAZ-T | Characteristic C

SG13011



3-pole

Rated current I_n (A)	Rated voltage IEC/EN 60898-1 (V)	Breaking capacity acc. to IEC/EN 60898-1 (kA)	Rated voltage IEC/EN 60947-2 (V)	Breaking capacity acc. to IEC/EN 60947-2 (kA)	Type Designation	Article No.	Units per package
1	415	15	240/415	25	FAZT-C1/3	240886	1/40
2	415	15	240/415	25	FAZT-C2/3	240887	1/40
3	415	15	240/415	25	FAZT-C3/3	240888	1/40
4	415	15	240/415	25	FAZT-C4/3	240889	1/40
6	415	15	240/415	25	FAZT-C6/3	240890	1/40
10	415	15	240/415	25	FAZT-C10/3	240891	1/40
12	415	15	240/415	25	FAZT-C12/3	240892	1/40
13	415	15	240/415	25	FAZT-C13/3	240893	1/40
15	415	15	240/415	25	FAZT-C15/3	240894	1/40
16	415	15	240/415	25	FAZT-C16/3	240895	1/40
20	415	15	240/415	25	FAZT-C20/3	240896	1/40
25	415	15	240/415	25	FAZT-C25/3	240897	1/40
32	415	10	240/415	20	FAZT-C32/3	142495	1/40
40	415	10	240/415	20	FAZT-C40/3	142496	1/40

SG13211



3+N-pole

1	415	15	240/415	25	FAZT-C1/3N	241120	1/30
2	415	15	240/415	25	FAZT-C2/3N	241125	1/30
3	415	15	240/415	25	FAZT-C3/3N	241130	1/30
4	415	15	240/415	25	FAZT-C4/3N	241135	1/30
6	415	15	240/415	25	FAZT-C6/3N	241140	1/30
10	415	15	240/415	25	FAZT-C10/3N	241145	1/30
12	415	15	240/415	25	FAZT-C12/3N	241150	1/30
13	415	15	240/415	25	FAZT-C13/3N	241155	1/30
15	415	15	240/415	25	FAZT-C15/3N	241160	1/30
16	415	15	240/415	25	FAZT-C16/3N	241165	1/30
20	415	15	240/415	25	FAZT-C20/3N	241170	1/30
25	415	15	240/415	25	FAZT-C25/3N	241175	1/30
32	415	10	240/415	20	FAZT-C32/3N	142519	1/30
40	415	10	240/415	20	FAZT-C40/3N	142520	1/30

SG13111



4-pole

1	415	15	240/415	25	FAZT-C1/4	240940	1/30
2	415	15	240/415	25	FAZT-C2/4	240941	1/30
3	415	15	240/415	25	FAZT-C3/4	240945	1/30
4	415	15	240/415	25	FAZT-C4/4	240949	1/30
6	415	15	240/415	25	FAZT-C6/4	240955	1/30
10	415	15	240/415	25	FAZT-C10/4	240959	1/30
12	415	15	240/415	25	FAZT-C12/4	240962	1/30
13	415	15	240/415	25	FAZT-C13/4	240963	1/30
15	415	15	240/415	25	FAZT-C15/4	240964	1/30
16	415	15	240/415	25	FAZT-C16/4	240965	1/30
20	415	15	240/415	25	FAZT-C20/4	240966	1/30
25	415	15	240/415	25	FAZT-C25/4	240967	1/30
32	415	10	240/415	20	FAZT-C32/4	142503	1/30
40	415	10	240/415	20	FAZT-C40/4	142504	1/30

FAZ-T Miniature Circuit Breakers (MCBs)
Characteristic D

SG12411



1-pole

Rated current I_n (A)	Rated voltage IEC/EN 60898-1 (V)	Breaking capacity acc. to IEC/EN 60898-1 (kA)	Rated voltage IEC/EN 60947-2 (V)	Breaking capacity acc. to IEC/EN 60947-2 (kA)	Type Designation	Article No.	Units per package
1	240/415	15	240	25	FAZT-D1/1	240810	12/120
2	240/415	15	240	25	FAZT-D2/1	240811	12/120
3	240/415	15	240	25	FAZT-D3/1	240812	12/120
4	240/415	15	240	25	FAZT-D4/1	240813	12/120
6	240/415	15	240	25	FAZT-D6/1	240814	12/120
10	240/415	15	240	25	FAZT-D10/1	240815	12/120
12	240/415	15	240	25	FAZT-D12/1	240816	12/120
13	240/415	15	240	25	FAZT-D13/1	240817	12/120
15	240/415	15	240	20	FAZT-D15/1	240818	12/120
16	240/415	15	240	20	FAZT-D16/1	240819	12/120
20	240/415	10	240	20	FAZT-D20/1	142481	12/120
25	240/415	10	240	15	FAZT-D25/1	142482	12/120
32	240/415	10	240	15	FAZT-D32/1	142483	12/120
40	240/415	10	240	15	FAZT-D40/1	142484	12/120

SG12711



1+N-pole

1	240	15	240	25	FAZT-D1/1N	241048	1/60
2	240	15	240	25	FAZT-D2/1N	241051	1/60
3	240	15	240	25	FAZT-D3/1N	241052	1/60
4	240	15	240	25	FAZT-D4/1N	241053	1/60
6	240	15	240	25	FAZT-D6/1N	241054	1/60
10	240	15	240	25	FAZT-D10/1N	241055	1/60
12	240	15	240	25	FAZT-D12/1N	241056	1/60
13	240	15	240	25	FAZT-D13/1N	241057	1/60
15	240	15	240	20	FAZT-D15/1N	241058	1/60
16	240	15	240	20	FAZT-D16/1N	241059	1/60
20	240	10	240	20	FAZT-D20/1N	142513	1/60
25	240	10	240	15	FAZT-D25/1N	142514	1/60
32	240	10	240	15	FAZT-D32/1N	142515	1/60
40	240	10	240	15	FAZT-D40/1N	142516	1/60

SG12811



2-pole

1	415	15	240/415	25	FAZT-D1/2	240864	1/60
2	415	15	240/415	25	FAZT-D2/2	240865	1/60
3	415	15	240/415	25	FAZT-D3/2	240866	1/60
4	415	15	240/415	25	FAZT-D4/2	240867	1/60
6	415	15	240/415	25	FAZT-D6/2	240868	1/60
10	415	15	240/415	25	FAZT-D10/2	240869	1/60
12	415	15	240/415	25	FAZT-D12/2	240870	1/60
13	415	15	240/415	25	FAZT-D13/2	240871	1/60
15	415	15	240/415	20	FAZT-D15/2	240872	1/60
16	415	15	240/415	20	FAZT-D16/2	240873	1/60
20	415	10	240/415	20	FAZT-D20/2	142489	1/60
25	415	10	240/415	15	FAZT-D25/2	142490	1/60
32	415	10	240/415	15	FAZT-D32/2	142491	1/60
40	415	10	240/415	15	FAZT-D40/2	142492	1/60