Wiring devices

Asfora

2012 catalogue



Schneider Electric

P133830

Contents

Presentation 4

Functional products

Switches and push-buttons 6
Socket-outlets 7
Data sockets 8
Comfort controls 9
Cover frames and boxes 10

Dimensions 11

Technical informations 12

Reference number overview 17

Asfora makes the life easier...

P132561



P132562



1 finish

> 2 colors : white and cream

> 15 basic functions

Lighting and comfort

P132573



Roller blinds
Adjust the room's natural light according to the weather and the customer mood.

P132575



Switch with locator lamp
Easily find the light switches in the dark.

P132657



Dimmer switch
Create just the right ambiance the easy way.

P133824



P133806



Connectivity

P132611



TV/R/SAT socket
Access all of the media from a single jack.

P132617



RJ45 data socket
Plug in the telephone, TV, PC, or gaming console to keep the digital world close at hand.

P132633



Loudspeaker socket
Enjoy music from a single source throughout home and hide unsightly wiring inside walls.

...and your job easier

Safety first

P133874



The wiring diagram is on the back of the insert, helping you to avoid wiring errors.

P133873



- **The insert design minimizes contact with electrified parts.**
- The funnel-shaped terminal inputs cover the entire length of exposed wire, **preventing short circuits**.

P133885



The claws are protected to keep fingers safe.

All Asfora products meet the latest standards and are manufactured from robust materials chosen to withstand everyday use for years to come.

Quick and easy to install

P133874



Switches feature screwless terminals.

P133885



Wire releasers are easy to handle, making switches quick and easy to connect and disconnect.

P133885



Input holes are funnel-shaped to guide wires right to the terminal.

P103021



- **Because outlet terminals are aligned**, all wires can be cut to the same length at once.
- **Outlets feature pre-opened terminals.**

P133875



Mounting plates feature alignment slots to fine tune the position of each unit for a perfect finish.

Reliability and robustness

P133876



Galvanized metal mounting plates offering excellent flex strength and resistance to corrosion.

P133871



Mounting claws on outlets are long and strong to withstand hundreds of mounting and dismounting over time.

The Asfora range delivers the quality design and manufacturing you expect from Schneider Electric.

Functional products
Switches and push-buttons

Common characteristics
- Voltage: 250 V AC
- Cables: 2.5 mm² rigid/flexible cables
- Standard: EN 60669-1
- Certification: TSE

		1-pole						1-pole with pictogram	
		 P132561						 P132569	 P132571
		one-way switch		two-way switch		intermediate switch	push-button	push-button "bell"	push-button "light"
		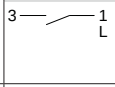		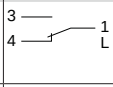		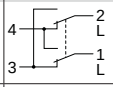	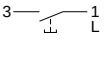	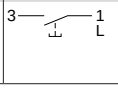	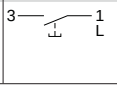
Degrees of protection		IP 20	IP 44	IP 20	IP 44				
Rated current		10 AX					10 A		
Terminals	Colour								
Screwless	☐ white	**EPH0100121**	**EPH0100221**	**EPH0400121**		**EPH0500121**		**EPH0800121**	**EPH0900121**
	cream	**EPH0100123**	**EPH0100223**	**EPH0400123**		**EPH0500123**		**EPH0800123**	**EPH0900123**
Screw	☐ white	**EPH0100321**		**EPH0400321**	**EPH0400421**	**EPH0500321**	**EPH0800321**		
	cream	**EPH0100323**		**EPH0400323**	**EPH0400423**	**EPH0500323**	**EPH0800323**		

		1-pole			2-pole
		 P132563			 P132561
		two circuits switch	double two-way switch	double push-button	2-pole switch
		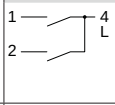	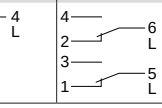	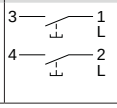	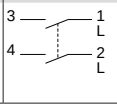
Degrees of protection		IP 20			
Rated current		10 AX		10 A	10 AX
Terminals	Colour				
Screwless	☐ white	**EPH0300121**	**EPH0600121**	**EPH1100121**	**EPH0200121**
	cream	**EPH0300123**	**EPH0600123**	**EPH1100123**	**EPH0200123**
Screw	☐ white	**EPH0300321**	**EPH0600321**	**EPH1100321**	**EPH0200321**
	cream	**EPH0300323**	**EPH0600323**	**EPH1100323**	**EPH0200323**

		1-pole with locator lamp				1-pole with locator lamp and pictogram		
		 P132575				 P132579	 P132581	 P132583
		one-way switch		two-way switch	push-button	push-button "bell"	push-button "light"	push-button "stairs"
		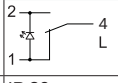		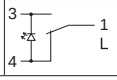	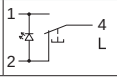	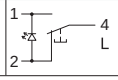	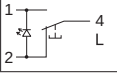	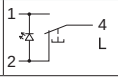
Degrees of protection		IP 20						
Rated current		10 AX	16 AX	10 AX	10 A			
Terminals	Colour							
Screwless	☐ white	**EPH1400121**	-	**EPH1500121**	-	**EPH1700121**	**EPH1800121**	-
	cream	**EPH1400123**	-	**EPH1500123**	-	**EPH1700123**	**EPH1800123**	-
Screw	☐ white	**EPH1400321**	**EPH1430321**	**EPH1500321**	**EPH1600321**	**EPH1700321**	-	**EPH1900321**
	cream	**EPH1400323**	**EPH1430323**	**EPH1500323**	**EPH1600323**	**EPH1700323**	-	**EPH1900323**

Common characteristics
- Voltage: 250 V AC
- Rated current: 16 A
- Cables: 2.5 mm² rigid/flexible cables
- Standard: IEC 60884-1.

		2P		
		 P132599	 P132659	 P132661
			double	**double PL standard**
Degrees of protection		IP 20		
Certification		TSE	-	-
Terminals	Colour			
Screw	☐ white	**EPH3000121**	**EPH9700121**	**EPH9700221**
	cream	**EPH3000123**	**EPH9700123**	**EPH9700223**

		2P+E (pin earth)					
		 P132585	 P132587	 P132589	 P132591	 P132663	 P132665
			with shutters	**with shutters and lid**	**with red centerplate**	**double**	**double PL standard**
Degrees of protection		IP 20		IP 44	IP 20		
Certification		TSE					
Terminals	Colour						
Screw	☐ white	**EPH2800121**	**EPH2800221**	**EPH2800321**	**EPH2800421**	**EPH9800121**	**EPH9800221**
	cream	**EPH2800123**	**EPH2800223**	**EPH2800323**	**EPH2800423**	**EPH9800123**	**EPH9800223**

		2P+E (side earth)					
		 P132593	 P132595	 P132601	 P132603	 P132597	 P132667
			with shutters	**with lid**	**with shutters and lid**	**with shutter and red centerplate**	**double**
Degrees of protection		IP 20			IP 44	IP 20	
Certification		TSE					
Terminals	Colour						
Screw	☐ white	**EPH2900121**	**EPH2900221**	**EPH3100121**	**EPH3100321**	**EPH2900521**	**EPH9900121**
	cream	**EPH2900123**	**EPH2900223**	**EPH3100123**	**EPH3100323**	**EPH2900523**	**EPH9900123**

Functional products
Data sockets

Television outlets

Common characteristics
- Degree of protection: IP 20
- Terminals: screwless

		TV	TV-R	TV-SAT	TV-R-SAT	TV-SAT-SAT	SAT
		 P132605	 P132607	 P132609	 P132611	 P132613	 P132615
Type of connector		IEC Male	IEC male + female	IEC male + F	IEC male + female + F	IEC male + F + F	F
Type	Colour						
ending (1 dB)	white	**EPH3200121**	**EPH3300121**	**EPH3400121**	**EPH3500121**	**EPH3600121**	**EPH3700121**
	cream	**EPH3200123**	**EPH3300123**	**EPH3400123**	**EPH3500123**	**EPH3600123**	**EPH3700123**
intermediate (4 dB)	white	-	**EPH3300221**	**EPH3400221**	**EPH3500221**	-	**EPH3700221**
	cream	-	**EPH3300223**	**EPH3400223**	**EPH3500223**	-	**EPH3700223**
intermediate (8 dB)	white	**EPH3200321**	**EPH3300321**	**EPH3400321**	**EPH3500321**	-	-
	cream	**EPH3200323**	**EPH3300323**	**EPH3400323**	**EPH3500323**	-	-
individual (1 dB)	white	-	-	**EPH3400421**	-	-	-
	cream	-	-	**EPH3400423**	-	-	-

Data and telephone outlets

Common characteristics
- Degree of protection: IP 20

		RJ12	RJ45			RJ45 + RJ12
		 P132619	 P132621	 P132704	 P132625	
Installation		with screw	IDC			
Type	Colour		**Cat5e U/UTP**	**Cat5e STP**	**Cat6 U/UTP**	
simple	white	**EPH4100121**	**EPH4300121**	**EPH5000121**	**EPH4700121**	-
	cream	**EPH4100123**	**EPH4300123**	**EPH5000123**	**EPH4700123**	-
		 P132619	 P132623		 P132627	 P132629
Type	Colour		**Cat5e U/UTP**		**Cat6 U/UTP**	**Cat5e**
double	white	**EPH4200121**	**EPH4400121**	-	**EPH4800121**	**EPH4900121**
	cream	**EPH4200123**	**EPH4400123**	-	**EPH4800123**	**EPH4900123**

Loudspeaker outlets

Characteristics
- Cables: rigid cables
- Degree of protection: IP20

		Double loudspeaker socket
		
Terminals	Colour	
Screwless	white	**EPH5700121**
	cream	**EPH5700123**

Mechanisms for roller blinds

Characteristics
- Voltage: 250 V AC
- Rated current: 10 A
- Cables: 2.5 mm² rigid/flexible cables
- Degree of protection: IP 20
- Standard: IEC 60669-1
- Certification: TSE

		2 poles
		
		switches
		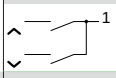
Terminals	Colour	
Screwless	white	**EPH1300121**
	cream	**EPH1300123**
Screw	white	**EPH1300321**
	cream	**EPH1300323**

Rotary dimmers

Common characteristics
- Rated voltage: 230 V AC 50 Hz
- Cables: 2.5 mm² rigid/flexible cables
- Surge protection: electronic
- Operating temperature: +5°C to +35°C
- Certifications: FIMKO, NEMKO, SEMKO, TSE, VDE
- Degree of protection: IP 20

		600 VA, two-way switch		315 VA, two-way switch
				
Terminals	Colour		with locator lamp (1)	
Screw	white	**EPH6400121**	**EPH6500121**	**EPH6600121**
	cream	**EPH6400123**	**EPH6500123**	**EPH6600123**
Others characteristics				
Short-circuit protection		Fuse F6.3AH		Electronic
Loads				
	230 V AC incandescent lamps	40-600 W	40-600 W	20-315 W
	230 V AC halogen lamps	40-600 W	40-600 W	20-315 W
	12 V halogen lamps with ferromagnetic transformer	40-600 VA	40-600 VA	-
	LV halogen lamps with electronic transformer	-	-	20-315 VA

(1) Locator lamp is under the rotary control button.

Key card switches

Characteristics
- Rated voltage: 250V
- Rated current: 10 A
- Cables: 2.5 mm² rigid/flexible cables
- Degree of protection: IP 20

		Switch	
			
Type		mechanical	electronical
Terminals	Colour		
Screw	white	**EPH6200121**	**EPH6300121**
	cream	**EPH6200123**	**EPH6300123**

Cover frames and boxes

Cover frames

Characteristics
- Degree of protection: IP 20


P132635

1 gang


P132641

4 gang horizontal


P132637

2 gang horizontal


P132643

5 gang horizontal


P132639

3 gang horizontal


P132645

6 gang horizontal


P132647

2 gang vertical


P132649

3 gang vertical

	1 gang	2 gang	3 gang	4 gang	5 gang	6 gang
Colour		horizontal				
white	**EPH5800121**	**EPH5800221**	**EPH5800321**	**EPH5800421**	**EPH5800521**	**EPH5800621**
cream	**EPH5800123**	**EPH5800223**	**EPH5800323**	**EPH5800423**	**EPH5800523**	**EPH5800623**
Colour		vertical				
white	-	**EPH5810221**	**EPH5810321**	-	-	-
cream	-	**EPH5810223**	**EPH5810323**	-	-	-

Surface-mounted boxes

Characteristics
- Degree of protection: IP 20
- Installation: screwless+screw

	1 gang	Extension multi-gang
	 P132651	 P133887
Colour		
white	**EPH6100121**	**EPH6100221**
cream	**EPH6100123**	**EPH6100223**

Blind covers

Characteristics
- Degree of protection: IP 20
- Installation: screwless + screw

	Blind cover
	 P132631
Colour	
white	**EPH5600121**
cream	**EPH5600123**

Dimensions

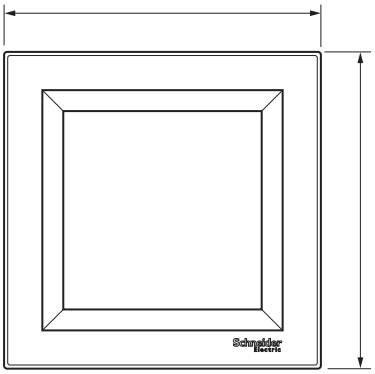

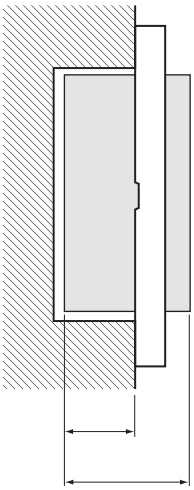

Ref.	Embedding depth (A)	Depth (B)
EPH010012x	27	42
EPH010022x	27	42
EPH010032x	27	42
EPH020012x	27	42
EPH020032x	27	42
EPH030012x	27	42
EPH030032x	27	42
EPH040012x	27	42
EPH040032x	27	42
EPH040042x	27	42
EPH050012x	27	42
EPH050032x	27	42
EPH060012x	27	42
EPH060032x	27	42
EPH080012x	27	42
EPH080032x	27	42
EPH090012x	27	42
EPH110012x	27	42
EPH110032x	27	42
EPH130012x	27	42
EPH130032x	27	42
EPH140012x	27	42
EPH140032x	27	42
EPH143032x	27	42
EPH150012x	27	42
EPH150032x	27	42
EPH160032x	27	42
EPH170012x	27	42
EPH170032x	27	42
EPH180012x	27	42
EPH190032x	27	42
EPH280012x	32	42
EPH280022x	32	42
EPH280032x	31	48
EPH280042x	32	42
EPH290012x	32	42
EPH290022x	32	42
EPH290052x	32	42
EPH300012x	32	42
EPH310012x	32	47
EPH310032x	32	42
EPH320012x	28	38
EPH320032x	28	38
EPH330012x	28	38
EPH330022x	28	38
EPH330032x	28	38
EPH340012x	29	42
EPH340022x	29	42
EPH340032x	29	42
EPH340042x	29	42
EPH350012x	29	42
EPH350022x	29	42
EPH350032x	29	42
EPH360012x	29	42
EPH370012x	29	42
EPH370022x	29	42
EPH410012x	29	38
EPH420012x	29	38
EPH430012x	29	38
EPH440012x	29	38
EPH470012x	29	38
EPH480012x	29	38
EPH490012x	29	38
EPH500012x	39	48
EPH570012x	26	43
EPH620012x	29	52
EPH630012x	29	52
EPH640012x	29	50
EPH650012x	29	50
EPH660012x	29	50
EPH970012x	23	46
EPH970022x	23	46
EPH980012x	23	46
EPH980022x	23	46
EPH990012x	23	46

Connection examples

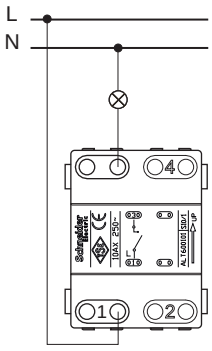

One-way switch

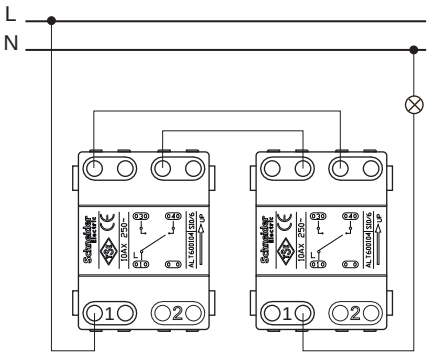

2 two-way switches

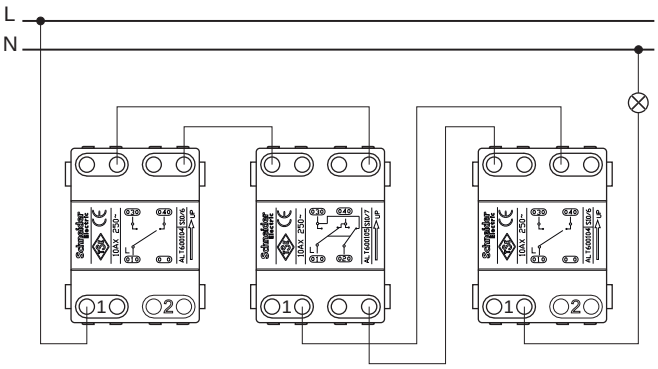

2 two-way switches + 1 intermediate switch

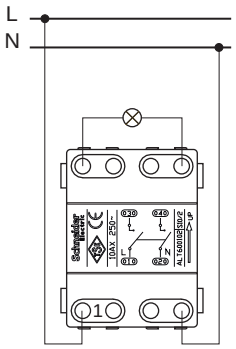

2-pole switch

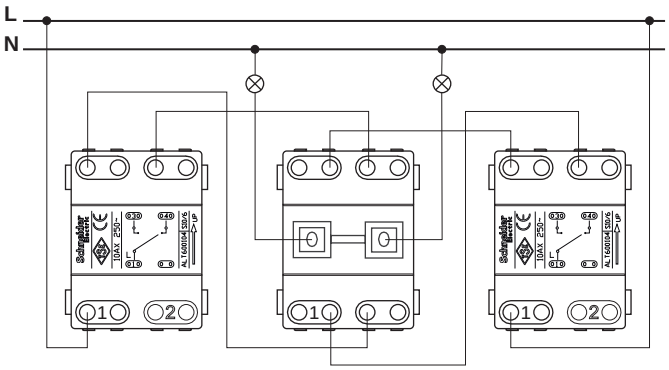

2 two-way switches + 1 double two-way switch acting on two different loads

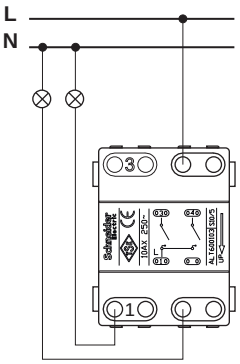

Two circuit switch

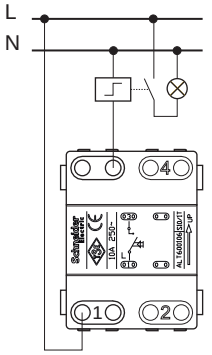

Push-button

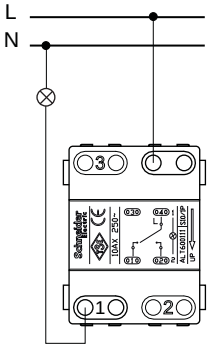

One-way switch
with locator lamp

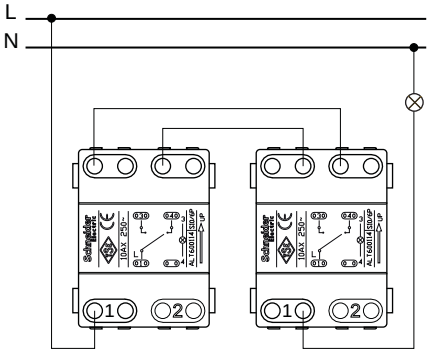

2 two-way switches with locator lamps

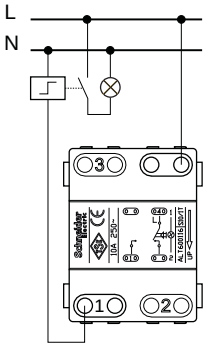

Push-button
with locator lamp

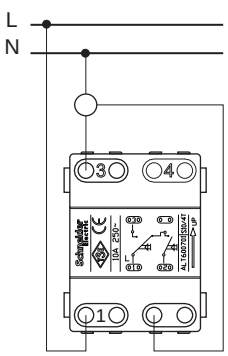

Roller blind switch

Rotary electronic dimmer switches

Installation

You must reduce the maximum allowed load due to the decreased heat dissipation when the device is not mounted into a single standard flushmounted mounting box.

Load reduction by	Mounted in cavity walls *	Several installed together in combination *	In 1-gang or 2-gang surface-mounted housing	In 3-gang surface-mounted housing
25 %	■	■		
30 %			■	
50 %				■

* If several factors apply, add the load reductions together.

Connections

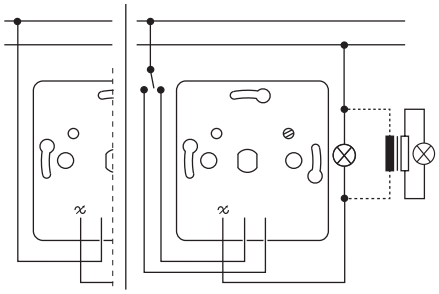

Two-way switches – **EPH640012x - EPH650012x**

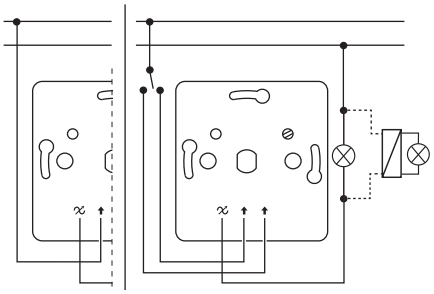

Two-way switch – **EPH660012x**

Substitution examples

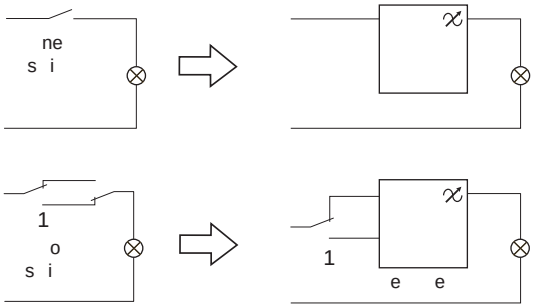

Technical informations
Television outlets

Type			TV	TV-R		
			Connector 1 dB	Ending outlet 1 dB	Intermediate outlet 4 dB	Intermediate outlet 8 dB
			Intermediate	Ending	Intermediate	Intermediate
☐ Ref. white			**EPH3200121**	**EPH3300121**	**EPH3300221**	**EPH3300321**
Ref. cream			**EPH3200123**	**EPH3300123**	**EPH3300223**	**EPH3300323**
Loss		dB	1	1	4	8
Operating Frequency	Sat	Mhz	-	-	-	-
	TV/VHF		5-862	118-470	118-470	118-470
	TV/UHF		5-862	470-830	470-830	470-830
	R		-	10-108	10-108	10-108
Pass through attenuation	Sat	dB	-	-	-	-
	TV/VHF		1	1.5	3.7	9.7
	TV/UHF		1	2.8	4.6	9.8
	R			11.1	9.3	8.1
Outlet atenuation		dB	1	0.5	0.5	0.5
DC Current			-	-	-	-
Sockets/line				1	4	4

Type			TV-SAT				TV-R-SAT		
			Ending outlet 1 db	Intermediate outlet 4 dB	Intermediate outlet 8 dB	Individual outlet 1 dB	Ending outlet 1 db	Intermediate outlet 4 dB	Intermediate outlet 8 dB
			Ending	Intermediate	Intermediate	Individual	Ending	Intermediate	Intermediate
☐ Ref. white			**EPH3400121**	**EPH3400221**	**EPH3400321**	**EPH3400421**	**EPH3500121**	**EPH3500221**	**EPH3500321**
Ref. cream			**EPH3400123**	**EPH3400223**	**EPH340 0323**	**EPH3400423**	**EPH3500123**	**EPH3500223**	**EPH3500323**
Loss		dB	1	4	8	1	1	4	8
Operating Frequency	Sat	Mhz	950-2400	950-2400	950-2400	950-2400	950-2400	950-2400	950-2400
	TV/VHF		118-470	118-470	118-470	118-470	118-470	118-470	118-470
	TV/UHF		470-830	470-830	470-830	470-830	470-830	470-830	470-830
	R		-	-	-	-	10-108	10-108	10-108
Pass through attenuation	Sat	dB	13	12.1	10.3	13	4.1	4.2	4.3
	TV/VHF		2.2	4.5	10.8	2.2	1.5	4.9	11.1
	TV/UHF		1	4.8	12.3	1	2.7	5.1	11.6
	R		-	-	-	-	14.8	16.8	15.2
Outlet atenuation		dB	-	0.5	0.5	-	-	0.5	0.5
DC Current			in SAT socket	in SAT socket	in SAT socket	in SAT socket	in SAT socket	in SAT socket	in SAT socket
Sockets/line			1	4	4	1	1	4	4

Type			TV-SAT-SAT	SAT	
			Individual outlet 1 dB	Ending outlet 1 db	Intermediate outlet 4 dB
			Individual	Ending	Intermediate
☐ Ref. white			**EPH3600421**	**EPH3700121**	**EPH3700221**
Ref. cream			**EPH3600423**	**EPH3700123**	**EPH3700223**
Loss		dB	1	1	4
Operating Frequency	Sat	Mhz	950-2400	950-2400	950-2400
	TV/VHF		118-470	118-470	118-470
	TV/UHF		470-830	470-830	470-830
	R		-	10-108	10-108
Pass through attenuation	Sat	dB	13	4.1	4.2
	TV/VHF		2.2	1.5	4.9
	TV/UHF		1	2.7	5.1
	R		-	14.8	16.8
Outlet atenuation		dB	-	-	0.5
DC Current			in SAT socket	in SAT socket	in SAT socket
Sockets/line			1	1	4

Only one of the sockets in "Ending TV / R outlet" can also be used as individual one.
Only the cable connected socket in "Individual TV / SAT outlet" can be used as ending one in linear installation.

TV/R applications

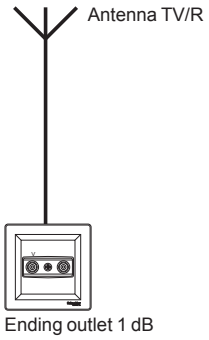

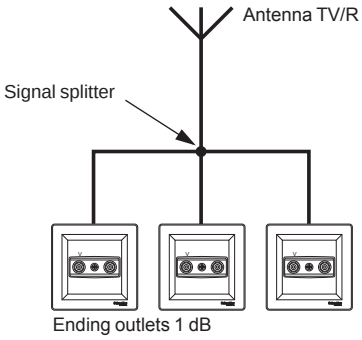

Linear installation inserts intermediate 4 dB, 8 dB and end of line 1 dB (always in the end)

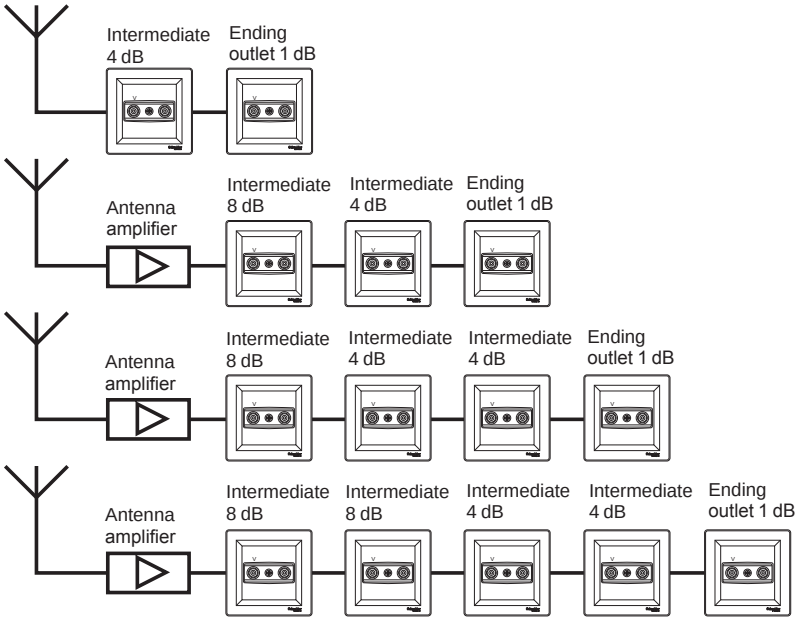

Presentation



1-gang
EPH610012x

Extension multi-gang
EPH610022x

Step 1



Remove one of the side covers.

Step 2

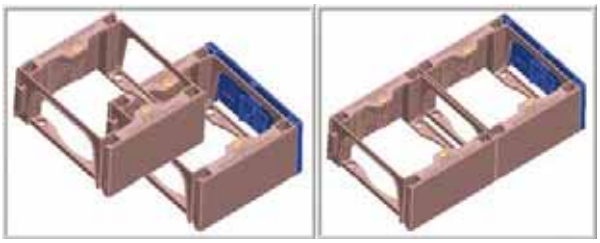

Mount the joint.

Step 3

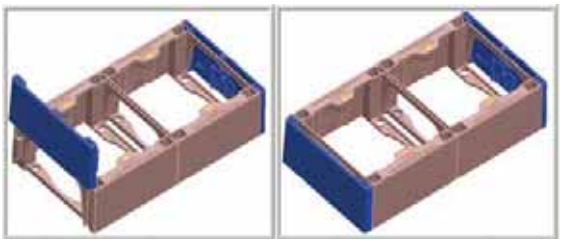

Mount the removed cover to its new place.

Dimensions (mm)

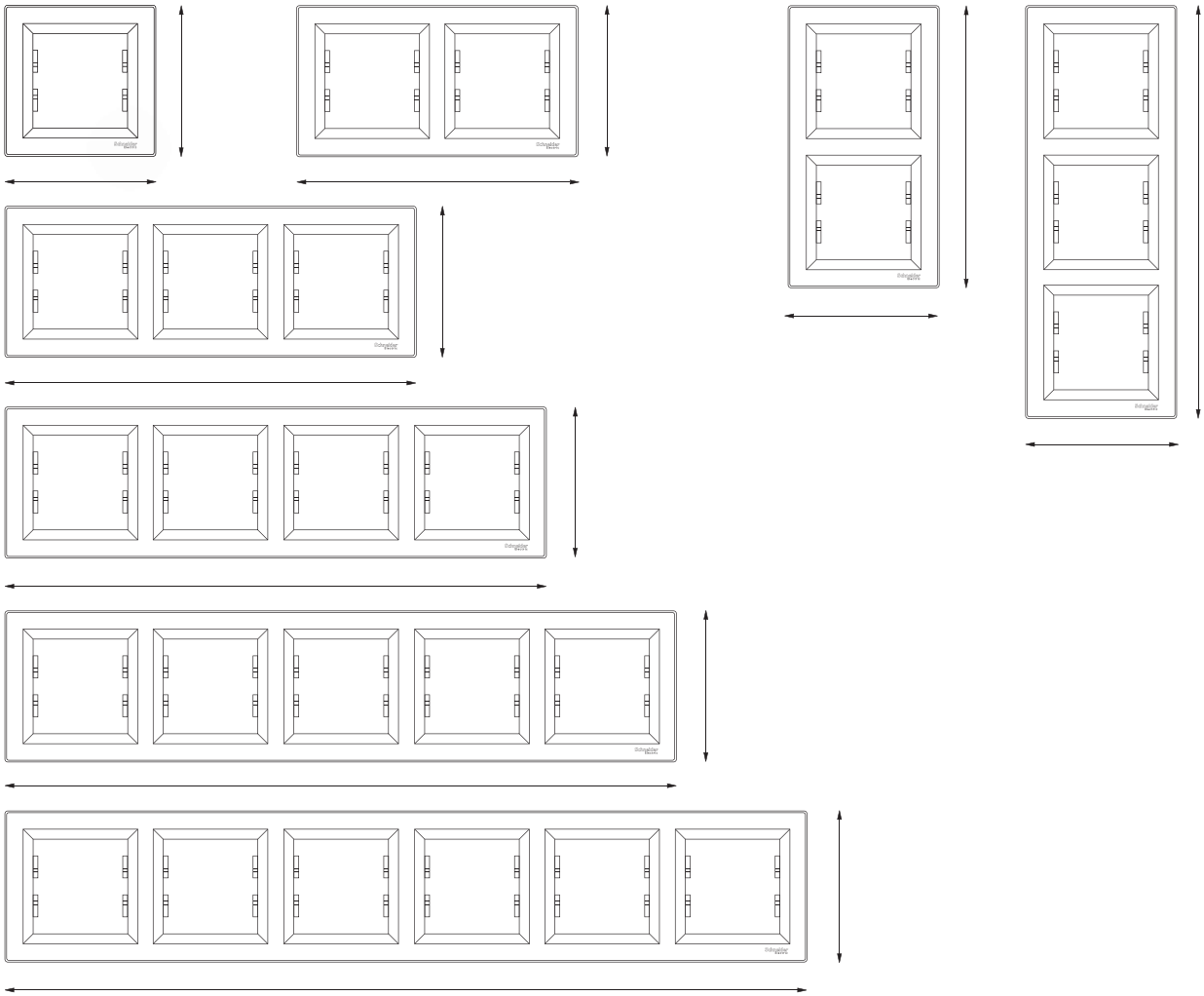

Horizontal frame

1 gang	2 gang	3 gang	4 gang	5 gang	6 gang
A (mm)	**B** (mm)	**C** (mm)	**D** (mm)	**E** (mm)	**F** (mm)
83	154	225	296	367	439

Vertical frame

2 gang	3 gang
A (mm)	**B** (mm)
154	225

Reference number overview

Ref. page

EPH0100121 6
EPH0100123 6
EPH0100221 6
EPH0100223 6
EPH0100321 6
EPH0100323 6
EPH0200121 6
EPH0200123 6
EPH0200321 6
EPH0200323 6
EPH0300121 6
EPH0300123 6
EPH0300321 6
EPH0300323 6
EPH0400121 6
EPH0400123 6
EPH0400321 6
EPH0400323 6
EPH0400421 6
EPH0400423 6
EPH0500121 6
EPH0500123 6
EPH0500321 6
EPH0500323 6
EPH0600121 6
EPH0600123 6
EPH0600321 6
EPH0600323 6
EPH0800121 6
EPH0800123 6
EPH0800321 6
EPH0800323 6
EPH0900121 6
EPH0900123 6
EPH1100121 6
EPH1100123 6
EPH1100321 6
EPH1100323 6
EPH1300121 9
EPH1300123 9
EPH1300321 9
EPH1300323 9
EPH1400121 6
EPH1400123 6
EPH1400321 6
EPH1400323 6
EPH1430321 6
EPH1430323 6
EPH1500121 6
EPH1500123 6
EPH1500321 6
EPH1500323 6
EPH1600321 6
EPH1600323 6
EPH1700121 6
EPH1700123 6
EPH1700321 6
EPH1700323 6
EPH1800121 6
EPH1800123 6
EPH1900321 6
EPH1900323 6
EPH2800121 7
EPH2800123 7
EPH2800221 7
EPH2800223 7
EPH2800321 7
EPH2800323 7
EPH2800421 7
EPH2800423 7
EPH2900121 7
EPH2900123 7
EPH2900221 7
EPH2900223 7
EPH2900521 7
EPH2900523 7
EPH3000121 7
EPH3000123 7
EPH3100121 7
EPH3100123 7
EPH3100321 7
EPH3100323 7
EPH3200121 8
EPH3200123 8
EPH3200321 8
EPH3200323 8
EPH3300121 8
EPH3300123 8
EPH3300221 8
EPH3300223 8
EPH3300321 8
EPH3300323 8
EPH3400121 8
EPH3400123 8
EPH3400221 8
EPH3400223 8
EPH3400321 8
EPH3400323 8
EPH3400421 8
EPH3400423 8
EPH3500121 8
EPH3500123 8
EPH3500221 8
EPH3500223 8
EPH3500321 8
EPH3500323 8
EPH3600121 8
EPH3600123 8
EPH3700121 8
EPH3700123 8
EPH3700221 8
EPH3700223 8
EPH4100121 8
EPH4100123 8
EPH4200121 8
EPH4200123 8
EPH4300121 8
EPH4300123 8
EPH4400121 8
EPH4400123 8
EPH4700121 8
EPH4700123 8
EPH4800121 8
EPH4800123 8
EPH4900121 8
EPH4900123 8
EPH5000121 8
EPH5000123 8
EPH5600121 10
EPH5600123 10
EPH5700121 9
EPH5700123 9
EPH5800121 10
EPH5800123 10
EPH5800221 10
EPH5800223 10
EPH5800321 10
EPH5800323 10
EPH5800421 10
EPH5800423 10
EPH5800521 10
EPH5800523 10
EPH5800621 10
EPH5800623 10
EPH5810221 10
EPH5810223 10
EPH5810321 10
EPH5810323 10
EPH6100121 10
EPH6100123 10
EPH6100221 10
EPH6100223 10
EPH6200121 9
EPH6200123 9
EPH6300121 9
EPH6300123 9
EPH6400121 9
EPH6400123 9
EPH6500121 9
EPH6500123 9
EPH6600121 9
EPH6600123 9
EPH9700121 7
EPH9700123 7
EPH9700221 7
EPH9700223 7
EPH9800121 7
EPH9800123 7
EPH9800221 7
EPH9800223 7
EPH9900121 7
EPH9900123 7

Schneider Electric Industries SAS
35, rue Joseph Monier
CS 30323
F- 92506 Rueil Malmaison Cedex

RCS Nanterre 954 503 439
Capital social 896 313 776 €
www.schneider-electric.com

As standards, specifications and designs change from time to time, please ask for confirmation of the information given in this publication.

This document has been printed on ecological paper

Design: Schneider Electric, Arriba
Photos: Kalice, CBJ Créations
Printed:

© 2012 - Schneider Electric - All rights reserved.