Price List

Power Control and Protection products

With effect from January 20, 2011



Schneider Electric

A Wide Range of Solutions

Power Control and Protection

*More than 85 year of continuing innovation

TeSys E



TeSys Starter Solutions



Telemecanique Starters



TeSys T Motor Management System



K Contactors



TeSys U Compact Motor Starter



D Contactors



F Contactors



Electronic Motor Protection Relays



Bar Contactors



LR Thermal Relays



Switches/ Fuse Disconnector



GV7 Circuit Breakers



GV2 Circuit Breakers



GV3 Circuit Breakers



Price List

Contents

- Power Contactors LC1E 1
- Thermal Overload relay LRE 2
- Control Relays CAE 2
- TeSys E Contactor Accessories 2
- TeSys D Control Relays 4
- TeSys D & K Power Contactors. 4
- TeSys Capacitor Duty Contactors 6
- TeSys Reversing Contactors 6
- TeSys D Low Consumption Contactors. 6
- TeSys F Power Contactors 7
- TeSys Vacuum Contactors 9
- TeSys Accessories for Contactors 11
- TeSys Spare Coils AC/DC. 15
- TeSys Thermal/Electronic Overload Relays 17
- TeSys Motor Circuit Breakers and Accessories. 18
- TeSys Control Circuit Breakers 20
- TeSys Vario Switch Disconnectors and Accessories 20
- TeSys T and TeSys U Motor Management System 24
- Jeevan and TE Start Motor Starters and Spares. 25
- TeSys D.O.L. Starters 25
- Selection Chart for Standard D.O.L. Motor Starters (Type 1 Coordination at 415V) 28
- Selection Chart for High Performance D.O.L. Motor Starters (Type 2 Coordination at 415V). 28
- Selection Chart for Standard Star Delta Motor Starters (Type 1 Coordination at 415V). 29
- Selection Chart for Standard Star Delta Motor Starters (Type 2 Coordination at 415V). 29

TeSys E NEW

Power Contactors LC1E



- Conformance to IEC 60947-4-1, CE Marking
- Current Rating: 6A to 300A
- Safety & Reliability
- Type 2 co-ordinations available with Fuse and MPCB.
- Ambient Temperature upto 60°C.

[Ie] Rated Operational Current		Motor Power at 415 V, 3Ph, 50Hz		Auxiliary Contacts		Reference	Unit MRP [₹]
AC-1	AC-3	hp	kW	NO	NC		
20 A	6 A	3	2.2	-	1	LC1E0601*	645
				1	-	LC1E0610*	
25 A	9 A	5.5	4	-	1	LC1E0901* ■	675
				1	-	LC1E0910* ■	
25 A	12 A	7.5	5.5	-	1	LC1E1201* ■	745
				1	-	LC1E1210* ■	
32 A	18 A	12	9	-	1	LC1E1801* ■	840
				1	-	LC1E1810* ■	
36A	25 A	15	11	-	1	LC1E2501* ■	1180
				1	-	LC1E2510* ■	
50 A	32 A	20	15	-	1	LC1E3201* ■	2395
				1	-	LC1E3210* ■	
50 A	38 A	25	18.5	-	1	LC1E3801*	3100
				1	-	LC1E3810*	
60 A	40 A	29	22	1	1	LC1E40* ■	3505
70 A	50 A	34	25/30	1	1	LC1E50* ■	4610
80 A	65 A	50	37	1	1	LC1E65* ■	6335
110A	80 A	60	45	1	1	LC1E80* ■	7685
120 A	95 A	60	45	1	1	LC1E95*	9090
150 A	120 A	75	55	1	1	LC1E120* ■	10845
200 A	160 A	120	90	1	1	LC1E160* ■	14255
250 A	200 A	150	110	-	-	LC1E200* ■	20825
300 A	250A	175	132	-	-	LC1E250*	24225
320 A	300 A	215	160	-	-	LC1E300* ■	29545

Power Contactors AV1 (Activa)

[Ie] Rated Operational Current		Motor Power at 415 V, 3Ph, 50Hz		Auxiliary Contacts		Reference	Unit MRP [₹]
AC-1	AC-3	hp	kW	NO	NC		
600 A	400 A	300	220	2	2	AV140022* ■	34900
750 A	550 A	364	270	4	4	AV155044* ■	49900
800 A	630 A	502	375	4	4	AV163044* ■	64500

While ordering a contactor, please specify contactor Reference and coil voltage

*CODE	B5	F5	M5	U5	N5
VOLTAGE	24	110	220	240	415

Non Standard Voltage: 48 VAC, 380 VAC, 440 VAC
Please add ₹ 50 while ordering Contactors with Non Standard Voltages.
For Activa 9-300A, please refer Activa pricelist separately.

■ NORMAL STOCK ITEMS

W.E.F. January 20, 2011

Schneider Electric

Thermal Overload Relay LRE



- Conformance to IEC 60947-4-1, CE Marking
- Trip Class: 10A

Thermal Protection Adjustment Range	For Use with Contactor Type LC1E	Reference	Unit MRP [₹]
0.1...0.16 A	E06...E38	LRE01	930
0.16...0.25 A	E06...E38	LRE02	
0.25...0.4 A	E06...E38	LRE03	
0.4...0.63 A	E06...E38	LRE04 ■	
0.63...1 A	E06...E38	LRE05 ■	
1...1.6 A	E06...E38	LRE06 ■	
1.6...2.5 A	E06...E38	LRE07 ■	
2.5...4 A	E06...E38	LRE08 ■	
4...6 A	E06...E38	LRE10 ■	
5.5...8 A	E09...E38	LRE12 ■	
7...10 A	E09...E38	LRE14 ■	
9...13 A	E12...E38	LRE16 ■	
12...18 A	E18...E38	LRE21 ■	1090
16...24 A	E25...E38	LRE22 ■	1410
23...32 A	E25...E38	LRE32 ■	1750
30...38 A	E38	LRE35 ■	2200
17...25 A	E40...E95	LRE322	
23...32 A	E40...E95	LRE353	2290
30...40 A	E40...E95	LRE355 ■	
37...50 A	E50...E95	LRE357 ■	
48...65 A	E65...E95	LRE359 ■	
55...70 A	E80...E95	LRE361 ■	3210
63...80 A	E80...E95	LRE363 ■	
80...104 A	E95	LRE365	
58...81 A	E120...E300	LRE480 ■	6600
62...99 A	E120...E300	LRE481 ■	
84...135 A	E120...E300	LRE482 ■	
124...198 A	E160...E300	LRE483 ■	
146...234 A	E200...E300	LRE484	
174...279 A	E250...E300	LRE485	
208...333 A	E300	LRE486 ■	7200
Thermal Overload Relay AVR			
259...414A	AV1400...550	AVR387	7200
321...513A	AV1400...550	AVR388	
394...630A	AV1550...630	AVR389	

Note: For separate mounting block, for LRE

For LRE01…LRE35 –terminal block for clip-on Mounting LAEB1 Unit MRP: ₹ 310

For LRE322…LRE365 –terminal block for clip-on Mounting LAEB3 Unit MRP: ₹ 950

Control Relays CAE

Auxiliary Contacts NO	Auxiliary Contacts NC	Reference	Unit MRP [₹]
4	0	CAE40** ■	690
3	1	CAE31** ■	
2	2	CAE22** ■	

While ordering a Contactor, please specify Contactor Reference and Coil voltage

**CODE	B5	F5	M5	U5	N5
VOLTAGE	24	110	220	240	415

Non Standard Voltage : 48 VAC, 240 VAC, 380 VAC, 440VAC
Please add ₹ 50 while ordering Contactors with Non Standard Voltages .
For Activa Relay and accessories please refer Activa pricelist separately.

Accessories

For Use With Type LC1E	Control Circuit Voltage	Mounting	Reference	Unit MRP [₹]
Add-on Blocks				
		Front	LAEN11 ■	120
			LAEN20	
			LAEN02	
			LAEN22 ■	290
Surge Suppressors				
LC1E06...E95	24..48 V AC		LAERCE	On Request
LC1E06...E95	50..127 V AC		LAERCG	
LC1E06...E95	110..240 V AC		LAERCU	
LC1E06...E95	380..415 V AC		LAERCN	
Spare Coils				
LC1E06…E18	110V		LAEX1F5	490
	220V		LAEX1M5	
	415V		LAEX1N5	
LC1E25	110V		LAEX12F5	490
	220V		LAEX12M5	
	415V		LAEX12N5	
LC1E32/E38	110V		LAEX2F5	650
	220V		LAEX2M5	
	415V		LAEX2N5	
LC1E40/E65	110V		LAEX3F5	970
	220V		LAEX3M5	
	415V		LAEX3N5	
LC1E80/E95	110V		LAEX4F5	1140
	220V		LAEX4M5	
	415V		LAEX4N5	
LC1E120/E160	110V		LAEX5F5	1460
	220V		LAEX5M5	
	415V		LAEX5N5	
LC1E200/E250	110V		LAEX6F5	1780
	220V		LAEX6M5	
	415V		LAEX6N5	
LC1E300	110V		LAEX7F5	1940
	220V		LAEX7M5	
	415V		LAEX7N5	
Mechanical Interlock Blocks				
LC1E06..E65			LAEM1 ■	305
LC1E80/E95			LAEM4	1195
LC1E120..E160			LAEM5	1960
LC1E200/E250			LAEM6	2140
LC1E300			LAEM7	2540
Star Delta Timer Blocks				
LC1E25..E300			LAETSD ■	1370

■ NORMAL STOCK ITEMS

W.E.F. January 20, 2011

Lead
Your Efficiency
With TeSys



Control Relays



- Conformity to International standards - IEC, UL, CSA, CE
- Up to 5 inbuilt auxiliary contacts
- High temperature limits.

Contact Composition	Reference	Unit MRP [₹]
10 amps - AC 15/DC 13		
K Model		
AC Control		
2 NO + 2 NC	CA2KN22* ■	835
3 NO + 1 NC	CA2KN31* ■	
4 NO + 0 NC	CA2KN40* ■	
DC Control		
2 NO + 2 NC	CA3KN22** ■	1175
3 NO + 1 NC	CA3KN31** ■	
4 NO + 0 NC	CA3KN40** ■	
DC Low Consumption (1) (2) (3)		
2 NO + 2 NC	CA4KN22*** ■	1325
3 NO + 1 NC	CA4KN31***	
4 NO + 0 NC	CA4KN40*** ■	
D Model		
AC Control		
3 NO + 2 NC	CAD32* ■	935
5 NO + 0 NC	CAD50* ■	
DC Control		
3 NO + 2 NC	CAD32** ■	1365
5 NO + 0 NC	CAD50** ■	
DC Low Consumption (1) (3)		
3 NO + 2 NC	CAD32****	1515
5 NO + 0 NC	CAD50****	

Coil Voltage Code

VOLTAGE	24	48	72	110	220	415
*AC 50/60Hz	B7	-	-	F7	M7	N7
** DC	BD	-	-	FD	MD	
***DC Low Consumption (K Model)	BW3	EW3	SW3	-	-	-
****DC Low Consumption (D Model)	BL	-	-	FL	ML	-

(1) Compatible with PLC outputs
(2) Wide range coil (0.7...1.30Uc), suppressor fitted as standard
(3) 2 pole auxiliary contact block can be mounted additionally

Note: For ordering contactors with other coil voltages & frequencies, please add ₹ 90/- to the unit MRP of the standard contactor of the same rating.

Power Contactors - K Model



[Ie] Rated Operational Current (A) AC1	AC3	Motor Power kW	hP	Auxiliary Contacts	Reference	Unit MRP [₹]
3 Pole, AC						
20	6	2.2	3	1 NC	LC1K0601** ■	700
				1 NO	LC1K0610** ■	
	9	4	5.5	1 NC	LC1K0901** ■	755
				1 NO	LC1K0910** ■	
	12	5.5	7.5	1 NC	LC1K1201** ■	850
				1 NO	LC1K1210** ■	
	16	7.5	10	1 NC	LC1K1601** ■	970
				1 NO	LC1K1610** ■	
3 Pole, DC						
20	6	2.2	3	1 NC	LP1K0601** ■	985
				1 NO	LP1K0610** ■	
	9	4	5.5	1 NC	LP1K0901** ■	1120
				1 NO	LP1K0910** ■	
	12	5.5	7.5	1 NC	LP1K1201**	1225
				1 NO	LP1K1210** ■	

For additional auxiliary block, timers & other accessories, please see page 11.

**Coil Voltage Code

	VOLTAGE	24	110	220	415
AC	LC1-K06..to K16 50/60Hz	B7	F7	M7	N7
DC	LP1K06...K12	BD	FD	MD	-

For ordering contactors with other coil voltages & frequencies, please add ₹ 90/- to the unit MRP of the standard contact for the same rating.

Power Contactors - D Model





- High electrical life
- High temperature limits
- Inbuilt 1 NO + 1 NC auxiliary contacts
- Different levels of power and control
- 9-150 Amps, 3 and 4 pole versions, AC/DC coils
- Conformity to International Standards – IEC, UL, CSA, CE
- Fuse-less Type 2 Coordination Charts available

[Ie] Rated Operational Current AC1	AC3 Duty (Long Life)			AC3 Duty (Normal Life)			Auxiliary Contacts	Reference	Unit MRP [₹]
	kW	hP	A	kW	hP	A			
3 Pole, AC									
25	4	5.5	9	5.5	7.5	12	1 NO + 1 NC	LC1D09** ■	785
	5.5	7.5	12	9	12.5	18	1 NO + 1 NC	LC1D12** ■	870
32	9	12.5	18	11	15	25	1 NO + 1 NC	LC1D18** ■	980
40	11	15	25	15	20	32	1 NO + 1 NC	LC1D25** ■	1310
50	15	20	32	22	30	40	1 NO + 1 NC	LC1D32** ■	2600
	18.5	25	38	-	-	-	1 NO + 1 NC	LC1D38** ■	3950
60	22	30	40	-	-	-	1 NO + 1 NC	LC1D40A** ■	4830
80	25	35	50	-	-	-	1 NO + 1 NC	LC1D50A** ■	4960
80	37	50	65	-	-	-	1 NO + 1 NC	LC1D65A** ■	7005
125	45	60	80	55	75	105	1 NO + 1 NC	LC1D80** ■	8415
	45	60	95	55	75	110	1 NO + 1 NC	LC1D95** ■	9800
200	59	80	115	-	-	-	1 NO + 1 NC	LC1D1156** ■	11405
	80	110	150	-	-	-	1 NO + 1 NC	LC1D1506** ■	15250
3 Pole, DC									
25	4	5.5	9	5.5	7.5	12	1 NO + 1 NC	LC1D09** ■	1175
	5.5	7.5	12	9	12.5	18	1 NO + 1 NC	LC1D12** ■	1260
32	9	12.5	18	11	15	25	1 NO + 1 NC	LC1D18** ■	1485
40	11	15	25	15	20	32	1 NO + 1 NC	LC1D25** ■	2070
50	15	20	32	22	30	40	1 NO + 1 NC	LC1D32** ■	4375
	18.5	25	38	-	-	-	1 NO + 1 NC	LC1D38** ■	5015
60	22	30	40	-	-	-	1 NO + 1 NC	LC1D40A** ■	5910
80	25	35	50	-	-	-	1 NO + 1 NC	LC1D50A** ■	6985
80	37	50	65	-	-	-	1 NO + 1 NC	LC1D65A** ■	7900
125	45	60	80	55	75	105	1 NO + 1 NC	LC1D80** ■	10015
	45	60	95	55	75	110	1 NO + 1 NC	LC1D95** ■	11445
200	59	80	115	-	-	-	1 NO + 1 NC	LC1D1156** ■	13645
	80	110	150	-	-	-	1 NO + 1 NC	LC1D1506** ■	18385

** Coil Voltage Code

	VOLTAGE	24	110	220	415
AC	LC1-D09..to D38,D40A, 50A ,65A & D150 50/60Hz	B7	F7	M7	N7
	LC1-D80..to D95 & D115 50Hz	B5	F5	M5	N5
DC	LC1-D09..to D38, D40A, 50A , 65A, 115 & D150	BD	FD	MD	-

For ordering contactors with other coil voltages & frequencies, please add ₹ 90/- to the unit MRP of the standard contact for the same rating.
For additional auxiliary block, timers & other accessories, please see page 11, page 12 and page 15.

■ NORMAL STOCK ITEMS

W.E.F. January 20, 2011

Power Contactors - D Model

[Ie] Rated Operational Current AC1	Power Pole Composition	Reference	Unit MRP [₹]
4 Pole, AC			
20	4 NO	LC1DT20** ■	925
	2 NO + 2 NC	LC1D098** ■	1115
25	4 NO	LC1DT25** ■	1045
	2 NO + 2 NC	LC1D128** ■	1290
32	4 NO	LC1DT32** ■	1120
	2 NO + 2 NC	LC1D188** ■	1420
40	4 NO	LC1DT40** ■	1855
	2 NO + 2 NC	LC1D258** ■	2170
60	4NO	LC1DT60A** ■	4235
	2 NO + 2 NC	LC1D40008**	6560
80	4NO	LC1DT80A** ■	7750
	2 NO + 2 NC	LC1D65008**	8900
125	4 NO	LC1D80004** ■	8875
	2 NO + 2 NC	LC1D80008**	10425
250	4 NO	LC1D1150046** ■	15610
4 Pole, DC			
20	4 NO	LC1DT20**	1230
	2 NO + 2 NC	LC1D098**	1460
25	4 NO	LC1DT25** ■	1700
	2 NO + 2 NC	LC1D128**	2185
32	4 NO	LC1DT32**	2030
	2 NO + 2 NC	LC1D188**	2560
40	4 NO	LC1DT40** ■	3120
	2 NO + 2 NC	LC1D258**	4005
60	4 NO	LC1DT60A**	5120
	2 NO + 2 NC	LP1D40008**	7150
80	4 NO	LC1DT80A**	8975
	2 NO + 2 NC	LP1D65008**	10025
125	4 NO	LP1D80004**	11080
	2 NO + 2 NC	LP1D80008**	12515
250	4 NO	LC1D1150046**	17100

** Coil Voltage Code

	VOLTAGE	24	110	220	415
AC	LC1-DT20 to DT40 & LC1-D09 to D25 50/60Hz	-	F7	M7	N7
	LC1-DT60A & DT80A	B7	F7	M7	N7
	LC1-D40 to D80,D115 50Hz	-	F5	M5	N5
DC	LC1DT20...DT40, LC1-DT60A & DT80A & LC1D09...D80 & D115	BD	FD	MD	-

Note: For ordering contactors with other coil voltages & frequencies, please add ₹ 90/- to the unit MRP of the standard contactor of the same rating.

Capacitor Duty Contactors

Nominal Reactive Power 440 V	Auxiliary Contacts	Reference	Unit MRP [₹]
LC1-D●K - with Damping Resistors & Block of Early Make poles			
12.5 kVar	1 NO + 1 NC	LC1DFK11** ■	1855
	2 NC	LC1DFK02**	
16.7 kVar	1 NO + 1 NC	LC1DGK11**C ■	2605
	2 NC	LC1DGK02**C	
20 kVar	1 NO + 1 NC	LC1DLK11** ■	2810
	2 NC	LC1DLK02**	
25 kVar	1 NO + 1 NC	LC1DMK11**C ■	3405
	2 NC	LC1DMK02**C	
33.3 kVar	1 NO + 2 NC	LC1DPK12**C ■	7075
40 kVar	1 NO + 2 NC	LC1DTK12**C ■	10115
60 kVar	1 NO + 2 NC	LC1DWK12**C ■	11295

** Coil Voltage Code

VOLTAGE	110	220	415
LC1-DFK ... DMK 50/60Hz	F7	M7	N7
LC1-DPK ... DWK 50Hz	F5	M5	N5

Note: For ordering contactors with other coil voltages & frequencies, please add ₹ 90/- to the unit MRP of the standard contactor of the same rating.

Reversing Contactors

[Ie] Rated Operational Current		Motor Power		Auxiliary Contacts	Reference	Unit MRP [₹]
AC1	AC3	kW	hP			
K Model Mechanically Interlocked						
20 A	6 A	2.2	3	1 NC	LC2K0601** ■	1985
				1 NO	LC2K0610**	
	9 A	4	5.5	1 NC	LC2K0901** ■	2120
				1 NO	LC2K0910** ■	
	12 A	5.5	7.5	1 NC	LC2K1201**	2195
				1 NO	LC2K1210**	
	16 A	7.5	10	1 NC	LC2K1601**	2355
				1 NO	LC2K1610**	

** Coil Voltage Code

VOLTAGE (AC)	110	220/240	415
LC2-K06..to LC2-K16..50/60Hz	F7	M7	N7

Note: For ordering contactors with other coil voltages & frequencies, please add ₹ 90/- to the unit MRP of the standard contactor of the same rating.

DC Low Consumption Contactors

[Ie] Rated Operational Current AC1	Motor Power (Long Life) AC3			Motor Power (Normal Life) AC3			Auxiliary Contacts	Reference	Unit MRP [₹]
	kW	hP	A	KW	hP	A			
25	4	5.5	9	5.5	7.5	12	1 NO + 1 NC	LC1D09**** ■	1415
	5.5	7.5	12	9	12.5	18	1 NO + 1 NC	LC1D12**** ■	1475
32	9	12.5	18	11	15	25	1 NO + 1 NC	LC1D18**** ■	1710
40	11	15	25	15	20	32	1 NO + 1 NC	LC1D25****	2915
50	15	20	32	22	30	40	1 NO + 1 NC	LC1D32**** ■	4795

**** Coil Voltage Code (U=0.7...1.25Uc)

VOLTAGE	24	48	72
DC	BL	EL	SL

■ NORMAL STOCK ITEMS

W.E.F. January 20, 2011

Power Contactors - F Model



- High electrical life
- Conformity to International Standards – IEC, UL, CSA, CE
- 2, 3 and 4 pole versions available
- 115-800 Amps, AC/DC coils
- Type 2 Coordination Charts available
- Common accessories as Model D

[Ie] Rated Operational Current AC1	Motor Power (Long Life) AC3 kW	hP	A	Motor Power (Normal Life) AC3 kW	hP	A	Reference	Unit MRP [₹]
3 Pole, AC								
200	59	80	115	80	110	150	LC1F115 ■	11505
							LX1FF***	2155
							LADN22	375
250	80	110	150	100	135	185	LC1F150 ■	15925
							LX1FF***	2155
							LADN22	375
275	100	135	185	110	150	205	LC1F185 ■	17420
							LX1FG***	3005
							LADN22	375
315	110	150	225	140	190	265	LC1F225 ■	19540
							LX1FG***	3005
							LADN22	375
350	140	190	265	160	220	300	LC1F265 ■	23850
							LX1FH***	3160
							LADN22	375
400	180	245	330	220	300	400	LC1F330 ■	29475
							LX1FH***	3160
							LADN22	375
500	220	300	400	250	340	450	LC1F400 ■	32460
							LX1FJ***	7935
							LADN22	375
700	280	380	500	375	500	630	LC1F500 ■	47780
							LX1FK***	10205
							LADN22	375
1000	375	500	630	450	610	800	LC1F630 ■	85960
							LX1FL***	11465
							LADN22	375
1000	450	610	800	-	-	-	LC1F800 ■	146010
							LX4F8***	18945
							DR5TE4***	5515
							LADN22	375

Note:

- Contactor reference does not include coil. Contactor coil & aux. contacts to be ordered separately (Coil includes 1 NO contact)
- *** For selection of AC coil voltage, please see page 15
- For additional auxiliary block, timers & other accessories, please see page 11 and page 15
- Power terminals may be protected by the addition of shrouds (to be ordered separately).

Power Contactors - F Model

[Ie] Rated Operational Current AC1	Motor Power (Long Life) AC3 kW	hP	A	Motor Power (Normal Life) AC3 kW	hP	A	Reference	Unit MRP [₹]
3 Pole, DC								
200	59	80	115	80	110	150	LC1F115 ■	11505
							LX4FF***	6140
							LADN22	375
250	80	110	150	100	135	185	LC1F150 ■	15925
							LX4FF***	6140
							LADN22	375
275	100	135	185	110	150	205	LC1F185 ■	17420
							LX4FG***	8065
							LADN22	375
315	110	150	225	140	190	265	LC1F225 ■	19540
							LX4FG***	8065
							LADN22	375
350	140	190	265	160	220	300	LC1F265 ■	23850
							LX4FH***	10055
							LADN22	375
400	180	245	330	220	300	400	LC1F330 ■	29475
							LX4FH***	10055
							LADN22	375
500	220	300	400	250	340	450	LC1F400 ■	32460
							LX4FJ***	13930
							LADN22	375
700	280	380	500	375	500	630	LC1F500 ■	47780
							LX4FK***	13930
							LADN22	375
1000	375	500	630	450	610	800	LC1F630 ■	85960
							LX4FL***	15290
							LADN22	375
1000	450	610	800	-	-	-	LC1F800 ■	146010
							LX4F8***	18945
							LADN22	375

Note:

- Contactor reference does not include coil. Contactor coil & aux. contacts to be ordered separately. (Coil includes 1 NO contact)
- *** For selection of DC coil voltage, please see page 16
- For additional auxiliary block, timers & other accessories, please see page 11 and page 15
- Power terminals may be protected by the addition of shrouds, to be ordered separately.

Power Contactors - F Model

[Ie] Rated Operational Current AC1	Power Pole Composition	Reference	Unit MRP [₹]
2 & 4 Pole, AC			
240 A	4 NO	LC1F1154 ■	16760
		LX1FF***	2155
		LADN22	375
250 A	4 NO	LC1F1504 ■	20385
		LX1FF***	2155
		LADN22	375
275 A	4 NO	LC1F1854 ■	25430
		LX1FG***	3005
		LADN22	375
315 A	4 NO	LC1F2254 ■	30010
		LX1FG***	3005
		LADN22	375
350 A	4 NO	LC1F2654 ■	33530
		LX1FH***	3160
		LADN22	375
400 A	4 NO	LC1F3304 ■	39840
		LX1FH***	3160
		LADN22	375
500 A	2 NO	LC1F4002 ■	27650
		LX1FJ***	7935
		LADN22	375
500 A	4 NO	LC1F4004 ■	47000
		LX1FJ***	7935
		LADN22	375
700 A	2 NO	LC1F5002	40705
		LX1FK***	10205
		LADN22	375
700 A	4 NO	LC1F5004 ■	68645
		LX1FK***	10205
		LADN22	375
1000 A	2 NO	LC1F6302	66095
		LX1FL***	11465
		LADN22	375
1000 A	4 NO	LC1F6304 ■	99780
		LX1FL***	11465
		LADN22	375
1600 A	4 NO	LC1F7804	212945
		LX1FX***	24370
		LADN22	375

Note:
- Contactor reference does not include coil. Contactor coil & aux. contacts to be ordered separately.(Coil includes 1 NO contact)
- *** For selection of AC coil voltage, please see page 15
- For additional auxiliary block, timers & other accessories please see page 11 and page 15
- Power terminals may be protected by the addition of shrouds, to be ordered separately.

Vacuum Contactors

[Ie] Rated Operational Current		Motor Power		Auxiliary Contacts	Reference	Unit MRP [₹]
AC1	AC3	kW	hP			
3 Pole, AC						
160 A	160 A	75	100	2 NO + 1 NC	LC1V160**	61240
320 A	320 A	160	213	1 NO + 1 NC	LC1V320**	78500
630 A	610 A	300	400	1 NO + 1 NC	LC1V610**	147515

**** Coil Voltage Code**

VOLTAGE	110-120	220-240	380-415	440-480	550-600
Code	FE7	P7	V7	R7	X7

Note: Accessories for Vacuum Contactors available on request, please contact our Sales Office.

■ NORMAL STOCK ITEMS

W.E.F. January 20, 2011

Schneider Electric

Power Contactors - F Model

[Ie] Rated Operational Current AC1	Power Pole Composition	Reference	Unit MRP [₹]
2 & 4 Pole, DC			
200 A	4 NO	LC1F1154 ■	16760
		LX4FF***	6140
		LADN22	375
250 A	4 NO	LC1F1504 ■	20385
		LX4FF***	6140
		LADN22	375
275 A	4 NO	LC1F1854 ■	25430
		LX4FG***	8065
		LADN22	375
315 A	4 NO	LC1F2254 ■	30010
		LX4FG***	8065
		LADN22	375
350 A	4 NO	LC1F2654 ■	33530
		LX4FH***	10055
		LADN22	375
400 A	4 NO	LC1F3304 ■	39840
		LX4FH***	10055
		LADN22	375
500 A	2 NO	LC1F4002 ■	27650
		LX4FJ***	13930
		LADN22	375
500 A	4 NO	LC1F4004 ■	47000
		LX4FJ***	13930
		LADN22	375
700 A	2 NO	LC1F5002	40705
		LX4FK***	13930
		LADN22	375
700 A	4 NO	LC1F5004 ■	68645
		LX4FK***	13930
		LADN22	375
1000 A	2 NO	LC1F6302	66095
		LX4FL***	15290
		LADN22	375
1000 A	4 NO	LC1F6304 ■	99780
		LX4FL***	15290
		LADN22	375
1600 A	4 NO	LC1F7804	212945
		LX4FX***	29570
		LADN22	375

Note:

- Contactor reference does not include coil. Contactor coil & aux. contacts to be ordered separately.(Coil includes 1 NO contact)
- *** For selection of DC coil voltage, please see page 16
- For additional auxiliary block, timers & other accessories, please see page 11 and page 15
- Power terminals may be protected by the addition of shrouds, to be ordered separately.

Accessories

Description		Contacts	Reference	Unit MRP [₹]
Add On Blocks				
For K Model Control Relays/Contactors				
Auxiliary contact block TeSys - 0 NO + 2 NC			LA1KN02 ■	200
Auxiliary contact block TeSys - 0 NO + 4 NC			LA1KN04 ■	325
On Delay Electronic timers - 24...48 V AC/DC, 1...30 s			LA2KT2E (1)	1085
On Delay Electronic timers - 110...240 V AC, 1...30 s			LA2KT2UA(1)	1085
Auxiliary contact block TeSys - 1 NO + 1 NC			LA1KN11 ■	200
Auxiliary contact block TeSys - 1 NO + 3 NC			LA1KN13 ■	325
Auxiliary contact block TeSys - 2 NO + 0 NC			LA1KN20 ■	200
Auxiliary contact block TeSys - 2 NO + 2 NC			LA1KN22 ■	325
Auxiliary contact block TeSys - 3 NO + 1 NC			LA1KN31 ■	325
Auxiliary contact block TeSys - 4 NO + 0 NC			LA1KN40 ■	325
Suppressor module - RC circuit - 220..250 V AC			LA4KA1U* ■	380
Suppressor module - varistor - 130..250 V AC/DC			LA4KE1UG* ■	380
Suppressor module - varistor - 50..129 V AC/DC			LA4KE1FC* ■	380
*Lot Size 5				
(1) Front mounted with common point changeover contact.				
For D & F Model Contactors				
Additional instantaneous auxiliary contact blocks	Front Mounted	1 NO	LADN10* ■	100
		1 NC	LADN01* ■	
		1 NO+1NC	LADN11 ■	200
		2 NO	LADN20 ■	
		2 NC	LADN02 ■	
		2 NO+2NC	LADN22 ■	375
		4 NC	LADN04 ■	
		4 NO	LADN40 ■	
		1 NO+3NC	LADN13 ■	
		3 NO+1NC	LADN31 ■	
	Side Mounted (1)	1 NO+1NC	LAD8N11■	510
		2 NO	LAD8N20■	
Pneumatic timer blocks front mounted	ON delay	1 NO+1NC 0.1..3s	LADT0 ■	1265
		1 NO+1NC 0.1..30s	LADT2 ■	
		1 NO+1NC 10..180s	LADT4 ■	
		1 NO+1NC 1..30s (2)	LADS2 ■	1370
	OFF delay	1 NO+1NC 0.1 ..3s	LADR0 ■	1265
		1 NO+1NC 0.1 ..30s	LADR2 ■	
		1 NO+1NC 10..180s	LADR4 ■	
Set of shins to be used with 4 pole contactors			LA9D511	550

(1) Suitable for mounting on D Model range AC Coil Contactors and Control Relays only
(2) With Switching time of 40 ms between opening of the NC contact and closing of the NO contact recommended for Star - Delta Starters
* Suitable for 80 Amps & above only.

Description	Time Delay Range	Timer Type	Reference	Unit MRP [₹]
For D Model Contactors				
On delay timer (1) (2)	15...30 s	On delay	LA4DT2U	1625
On delay timer (1) (2)	0.1...2 s	On delay	LA4DT0U	
On delay timer (1) (2)	25...500 s	On delay	LA4DT4U	
Off-delay timing relay with control contact - 24 V AC/DC	0.1...10 s	Off Delay	RE8RA11B	2660
Off-delay timing relay with control contact 110 V - 240 V AC	0.1...10 s	Off Delay	RE8RA11FU	
Off-delay timing relay with control contact - 24 V AC/DC	3...300 s	Off Delay	RE8RA21B	
Off-delay timing relay with control contact 110 V - 240 V AC	3...300 s	Off Delay	RE8RA21FU	
Relay interface module - 24V DC (1) (2)	-	-	LA4DFB	1500

(1) For LC1 D09...38A (3P, AC coils only) add mounting adaptor LAD4BB - MRP 290 and for LC1 D40A...65A (3P, AC coils only), add mounting adaptor LAD4BB3 - MRP ₹ 695.
(2) For LC1D80...150 (3P), direct mounting, for 100-250 V AC Coils only.

■ NORMAL STOCK ITEMS

W.E.F. January 20, 2011

Accessories

Mounting Location	For Use With Contactor	Reference	Unit MRP [₹]
For D Model Mechanical Latch Blocks			
Front, Clip-on	LC1 D09...D38 (~ or ⎓) LC1 DT20...DT40 (~ or ⎓) LC1 D40A...D65A (3P ~ or ⎓) LC1DT60A AND DT80A (4P ~ or ⎓)	LAD6K10*	1820
	LC1 D80...D150 (3P ~) LC1 D80 AND D115 (3 P ⎓) LC1 D80 (4 P ~) LC1 D80 AND D115 (4 P ~) LP1 D80 AND LC1 D115 (4 P ⎓)	LA6DK20*	1900

*Replace by Voltage Code (AC 50/60 Hz / DC)

*Coil Voltage Code

VOLTAGE (AC)	24	42/48	110/127	220/240	380/415
Code	B	E	F	M	Q

Description	Fixing	Reference	Unit MRP [₹]
For Contactors (D40A, 50A, 65A , DT60A & DT80A)			
Mechnical Interlock	Clip - On	LAD4CM ■	585
Varistor (24...48 V)		LAD4V3E	480
Varistor (110...240 V)		LAD4V3U ■	480
RDOL kit		LAD9R3	1310
Allenkey	-	LADALLEN4	685
RC circuit (110...240 V)	Clip - On	LAD4RC3U	275

Note: For additional auxiliary block, timers & other accessories, please see page 11

Product Compatibility	Fixing	Control Circuit Voltage	Suppressor Type	Reference	Unit MRP [₹]
Coil Suppressor Modules					
LC1-D12...D25 (4P)	Clip-on	24...48 V AC	RC Circuit AC	LA4DA1E	480
LC1-D12...D25 (4P)		110...240 V AC	RC Circuit AC	LA4DA1U ■	
LC1-D12 & D25 (4P)		12...250 V DC	Diode DC	LA4DC1U	
LC1-D12...D25 (4P)		24...48 V AC/DC	Varistor AC/DC	LA4DE1E	
-		110...250 V AC/DC	Varistor AC/DC	LA4DE1U	
LC1D09...D38, LC2D09...D38, LC1DT20...DT40, LC2DT20...DT40 (3P)		24...48 V AC	Varistor AC/DC	LAD4VE	
		24...48 V AC 400 Hz	RC Circuit AC	LAD4RCE	
		50...127 V AC 200 Hz	RC Circuit AC	LAD4RCG	435
		110...240 V AC 100 Hz	RC Circuit AC	LAD4RCU ■	480
		110...250 V AC	Varistor AC/DC	LAD4VU ■	
LC1D80, LC1D95, LC2D80, LC2D95 (3P) LC2D80 (4P), LC1D40008, LC1D65008	Screw	24...250 V DC	Diode DC	LA4DC3U ■	
LC1D80...D115, LC2D80...D115 (3P) LC1D80...D115, LC2D80...D115 (4P)		24...48 V AC	Varistor AC/DC	LA4DE2E	
		110...250 V AC	Varistor AC/DC	LA4DE2U	
LC1D80...D150, LC2D80...D150 (3P) LC1D4008, LC1D65008, LC1D115, LC2D40...D115 (4P)		24...48 V AC 400 Hz	RC Circuit AC	LA4DA2E ■	
		50...127 V AC 200 Hz	RC Circuit AC	LA4DA2G	775
		110...240 V AC 100 Hz	RC Circuit AC	LA4DA2U ■	480
		380...415 V AC 150 Hz	RC Circuit AC	LA4DA2N	775
LC1D80...D95, LC2D80...D95, (3P) LC1D80, 4 poles LC2D80 (4P)		24...48 V DC	Varistor AC/DC	LA4DE3E ■	480
		110...250 V DC	Varistor AC/DC	LA4DE3U ■	

TeSys Installation Systems

- Modularity
- Easy and Fast Installations
- Reduced and error free wiring
- Reduced down time

1. TeSys Pre-fabricated Star- Delta Kit NEW

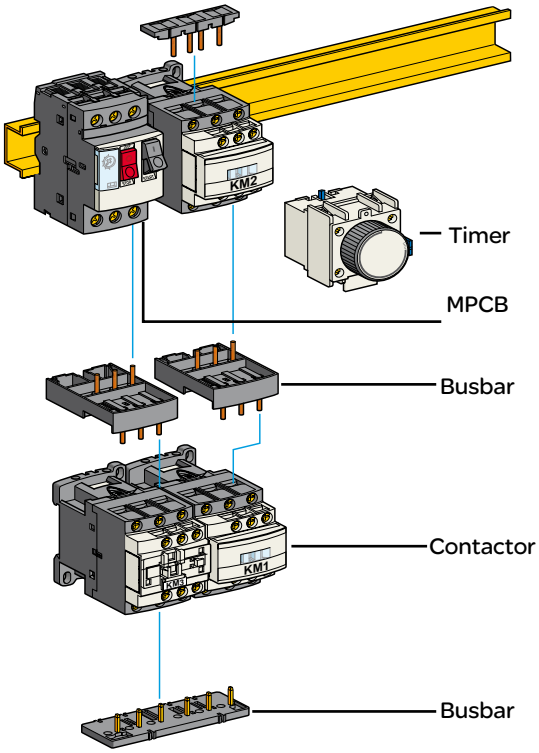

Kit Reference	For Use with contactor	MRP
LAD91217	LC1D09-LC1D12	On request
LAD93217	LC1D18-LC1D32	On request
LAD9SD3	LC1D40A-LC1D65A	On request
LA9D8017	LC1D80	On request

*Kit comprises of 1 time delay contact block and bus bar for power circuit connection.

2 . TeSys "S"- shaped bus bar NEW

TeSys "S" shaped enables to mount contactor and MPCB Side by side reducing panel size.

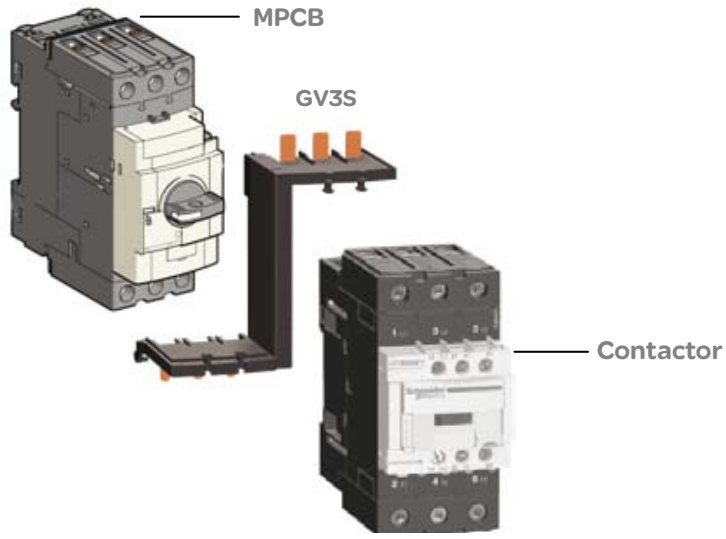

Reference	For Use with contactor	MRP
GV3S	LC1D40A- LC1D65A	On request

3. TeSys D Bus Bar NEW

Ready to use Adaptor plates along with comb shaped Bus bar

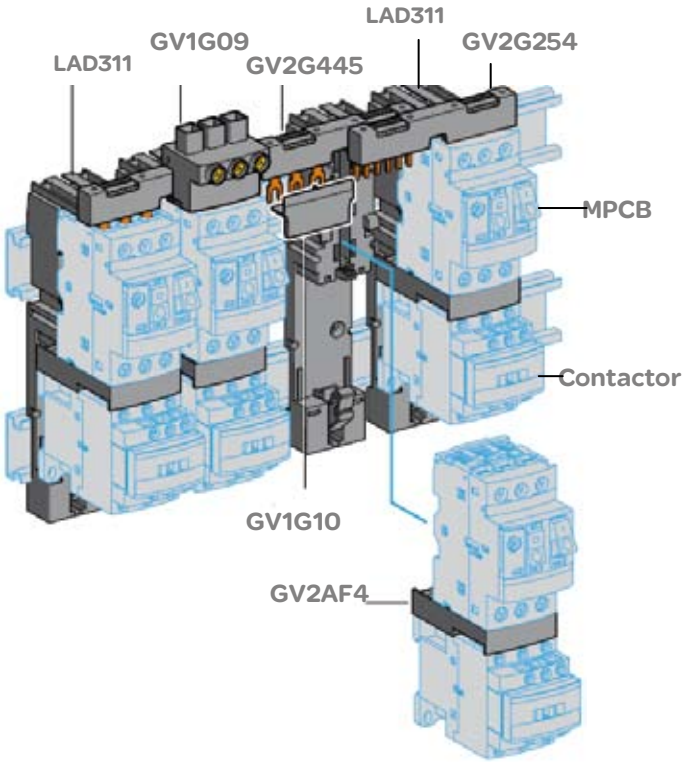

Description	Reference	MRP
Adaptor Plate	LAD311	On Request
Terminal Block	GV1G09	On Request
3 –pole bus bar 4 tap-offs	GV2G445	On Request
3 –pole bus bar 2 tap-offs	GV2G254	On Request
Protective Cover	GV1G10	On Request
Combination Block	GV2AF4	On Request

4. TeSys AK5 pre-assembled busbar system NEW

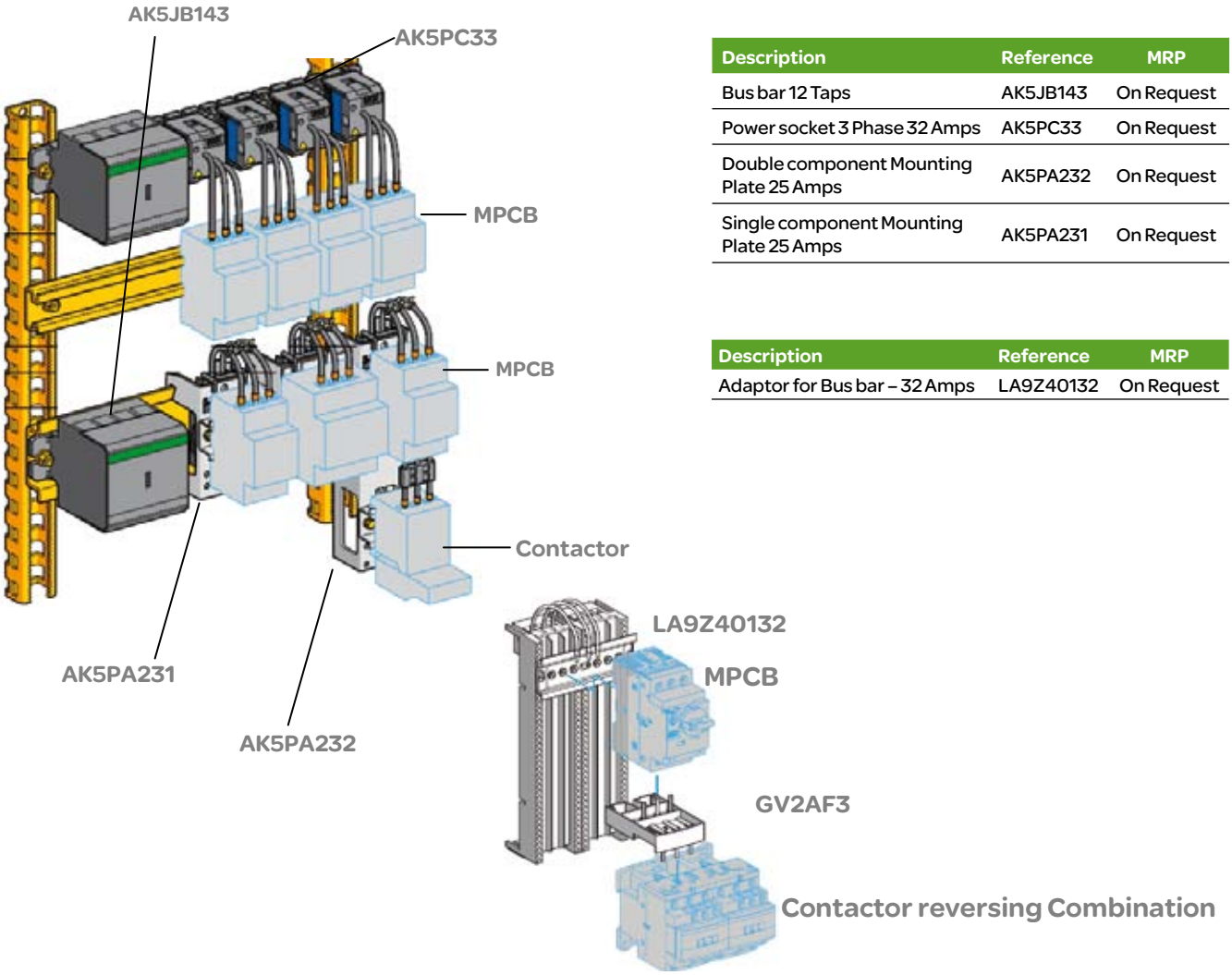

Description	Reference	MRP
Bus bar 12 Taps	AK5JB143	On Request
Power socket 3 Phase 32 Amps	AK5PC33	On Request
Double component Mounting Plate 25 Amps	AK5PA232	On Request
Single component Mounting Plate 25 Amps	AK5PA231	On Request

Description	Reference	MRP
Adaptor for Bus bar – 32 Amps	LA9Z40132	On Request

Accessories

For Use With Contactor	Reference	Unit MRP [₹]
D Model Mechanical Interlocks - Horizontally Mounted		
LC1-D09 LC1-D12 LC1-D18 LC1-D25 LC1-D32 LC1-D38	LAD9R1 (1) ■	410
	LAD9R1V (2) ■	575
	LAD9V2 (3) ■	285
LC1-DT20 to LC1-DT40	LAD9V2 (3) ■	285
LP1-D40 LP1-D50 LP1-D65 LC1-D80 LC1-D95	LA9D4002 ■	1420
LP1-D80	LA9D8002	2140
LC1-D115 LC1-D150	LA9D11502 ■	2170

(1) Set of power connections with mechanical interlock.
(2) Set to power connections with mechanical and electrical interlock.
(3) Reference only of mechanical interlock (For mechanical strength use mounting clip LAD9V17, when using only mechanical interlock. Price available on request)

F Model Mechanical Interlocks (1) - Horizontally Mounted		
CR1F185, CR1F1854, LC1F185, LC1F1854, LC1F225, LC1F2254	LA9FG970 ■	2170
CR1F630, CR1F6304, LC1F630, LC1F6304, LC1F800	LA9FL970 ■	2710
3 poles CR1F150, 4 poles CR1F150, 4 poles LC1F115, LC1F150, LC1F115, LC1F150	LA9FF970 ■	2170
3 pole CR1F265,CR1F400,CR1F500, 4 pole -CR1F265,CR1F400, CR1F500, LC1F265, LCF1330, LC1F400, LC1F500 (LC1F2654, LC1F3304, LC1F4004, LC1F5004)	LA9FJ970 ■	2435

1) For assembly of 3/4 pole 2 contactors of identical rating. To obtain electrical interlocking, please order 2 contact blocks LADN11
All power connections are to be made by the user.

Main Contact Sets*		
CR1F150, LC1F115, LC1F150	LA5FF431 ■	10015
CR1F185, LC1F185, LC1F225	LA5FG431 ■	14485
CR1F265, LC1F265	LA5FH431 ■	19090
CR1F400, LC1F330, LC1F400	LA5F400803 ■	23145
CR1F500, LC1F500	LA5F500803	29775
CR1F630, LC1F630	LA5F630803 ■	47370
LC1F800	LA5F800803	59490

* For 3 - pole contactor (per pole: 2 fixed contacts and 1 moving contact, 2 deflectors, 1 backplate, fixing screws & washers.)

Description	For Use With	Reference	Unit MRP [₹]
For Contactor D115/150			
Arc chamber - 3P	LC1D1156	LA5D11550	2555
Arc chamber - 3P	LC1D1506	LA5D15050	2555
Contacts set - 3P	LC1D1156	LA5D1158031 ■	6770
Contacts set - 3P	LC1D1506	LA5D150803 ■	6770
Contacts set - 4P	LC1D1150046	LA5D115804	9340
F Model Suppressor Blocks			
Suppressor module RC circuit - 220 V AC 50/60 Hz	Coils LX1-FF,FG,FH	LA9F980 ■	1355
	Coils LX1-FJ,FK,FL,FX LX9-FF,FG,FH	LA9D09980 ■	1625
Suppressor bracket For TeSys F	LA4F	LA9D09981	275

Spare Coils

Product Compatibility	Control Circuit Voltage	Reference	Unit MRP [₹]
AC Coils D Model Contactors/Control Relays			
CAD, LC1-D09...D38, DT20..40	110 V	LXD1F7 ■	525
	220V	LXD1M7 ■	
	415V	LXD1N7 ■	
LC1D40004, LC1D65004 D80 & D95 (3P & 4P)	110 V	LX1D6F5 ■	1205
	220V	LX1D6M5 ■	
	415V	LX1D6N5 ■	
LC1 -D115	110 V	LX1D8F5 ■	2060
	220V	LX1D8M5 ■	
	415V	LX1D8N5	
LC1 -D150	110 V	LX1D8F7	2990
	220V	LX1D8M7	
	415V	LX1D8N7	
LC1D40A, D50A, D65A & LC1DT60A, DT80A	110 V	LXD3F7	1455
	220V	LXD3M7	
	415V	LXD3N7	
AC Coils F Model Contactors			
LC1F115, LC1F150	110 V	LX1FF110 ■	2155
	220...230 V	LX1FF220 ■	
	415 V	LX1FF415 ■	
LC1F185, LC1F225	110...115 V	LX1FG110 ■	3005
	220...230 V	LX1FG220 ■	
	415 V	LX1FG415 ■	
LC1F265, LC1F330	110...115 V	LX1FH1102 ■	3160
	220...230	LX1FH2202 ■	
	380 V	LX1FH3802 ■	
LC1F400	110...120 V	LX1FJ110 ■	7935
	220...230 V	LX1FJ220 ■	
	415 V	LX1FJ415	
LC1F500	110...120 V	LX1FK110 ■	10205
	220...230 V	LX1FK220 ■	
	415 V	LX1FK415	
LC1F630	110...120 V	LX1FL110 ■	11465
	220...230 V	LX1FL220 ■	
	415 V	LX1FL415 ■	
LC1F780	110...120 V	LX1FX110	24370
	220 V	LX1FX220	
	415...480 V	LX1FX415	
DC Coils D Model Contactors			
LC1D40A, D50A, D65A & LC1DT60A, DT80A	24 V	LXD3BD	2295
	110 V	LXD3FD	
	220 V	LXD3MD	
LC1-D80	24 V	LX4D7BD	5085
	110 V	LX4D7FD	
	220 V	LX4D7MD	
LC1-D115, D150	24 V	LX4D8BD	4615
	110 V	LX4D8FD	
	220 V	LX4D8MD	

• Coil with suppressor fitted as standard.

Note: For ordering coils with other voltages and frequencies, please add ₹ 90/- to the unit MRP of the respective standard coil.

■ NORMAL STOCK ITEMS

W.E.F. January 20, 2011

Spare Coils

Product Compatibility	Control Circuit Voltage	Reference	Unit MRP [₹]
DC Coils F Model Contactors			
LC1F115, LC1F150	24 V DC	LX4FF024	6140
	110 V DC	LX4FF110	
	220...230 V DC	LX4FF220	
LC1F185, LC1F225	24 V DC	LX4FG024	8065
	110 V DC	LX4FG110	
	220...230 V DC	LX4FG220 ■	
LC1F265, LC1F330	24 V DC	LX4FH024	10055
	110 V DC	LX4FH110 ■	
	220...230 V DC	LX4FH220	
LC1F400	110 V DC	LX4FJ110	13930
	220 V DC	LX4FJ220	
LC1F500	110 V DC	LX4FK110	13930
	220 V DC	LX4FK220	
LC1F630	110 V DC	LX4FL110	15290
	220 V DC	LX4FL220	
LC1F780 (2)	220 V DC	LX4FX220	29570
LC1F800	110...127 V	LX4F8FW	18945
	220...240 V	LX4F8MW ■	

(1) Coil with suppressor fitted as standard.
(2) Two coils to be ordered and to be connected in series.
Note: For ordering coils with other voltages and frequencies, please add ₹ 90/- to the unit MRP of the respective standard coil.

Product Compatibility	Control Circuit Voltage	Rectifier*	Reference	Unit MRP [₹]
AC Coils for Hoisting Applications				
LC1F265, LC1F330	110 V	-	LX9FH1102	10225
	220/230 V	-	LX9FH2202	
	380/415 V	-	LX9FH3802	
LC1F400	110 V	DR5TE4VU*	LX9FJ925	13515
	220/230 V	DR5TE4U*	LX9FJ931	
	380/415 V	DR5TE4S*	LX9FJ936	
	415/440 V	DR5TE4S*	LX9FJ937	
LC1F500	110 V	DR5TE4U*	LX9FK925	14330
	220/230 V	DR5TE4U*	LX9FK931	
	380/415 V	DR5TE4S*	LX9FK936	
	415/440 V	DR5TE4S*	LX9FK937	
LC1F630	110 V	DR5TE4U*	LX9FL924	15520
	220/230 V	DR5TE4U*	LX9FL931 ■	
	380/415 V	DR5TE4S*	LX9FL935	
	415/440 V	DR5TE4S*	LX9FL936	

*Rectifier is a must with the coil. MRP - ₹ 5515 needs to be added extra with coil.

Product Compatibility	Control Circuit Voltage	Resistor**	Reference	Unit MRP [₹]
DC Coils for Hoisting Applications				
LC1F400	48 V	1 x DR2SC0047**	LX9FJ918	13515
	110 V	1 x DR2SC0047**	LX9FJ926	
	220 V	1 x DR2SC1200**	LX9FJ932	
	440/460 V	1 x DR2SC4700**	LX9FJ938	
LC1F500	48 V	1 x DR2SC0039**	LX9FK918	14330
	110 V	1 x DR2SC0039**	LX9FK926	
	220 V	1 x DR2SC1000**	LX9FK932	
	440/460 V	1 x DR2SC3300**	LX9FK938	
LC1F630	48 V	2 x DR2SC0047**	LX9FL918	15520
	110 V	2 x DR2SC0047**	LX9FL926	
	220 V	2 x DR2SC1000**	LX9FL931 ■	
	440/460 V	2 x DR2SC3900**	LX9FL937	

**Resistor is a must with every coil as per the quantity mentioned above. MRP - ₹1990 needs to be added extra with coil.

■ NORMAL STOCK ITEMS

W.E.F. January 20, 2011

Thermal Overload Relays





Thermal Protection Adjustment Range	For Use With	Reference*	Unit MRP [₹]
LR2-K Model (Direct Mounting)			
0.11...0.16 A	LC1K, LP1K, LP4K, LP2K, LC2K	LR2K0301	1000
0.16...0.23 A		LR2K0302	
0.23...0.36 A		LR2K0303 ■	
0.36...0.54 A		LR2K0304 ■	
0.54...0.8 A		LR2K0305 ■	
0.8...1.2 A		LR2K0306 ■	
1.2...1.8 A		LR2K0307 ■	
1.8...2.6 A		LR2K0308 ■	
2.6...3.7 A		LR2K0310 ■	
3.7...5.5 A		LR2K0312 ■	
5.5...8 A		LR2K0314 ■	
8...11.5 A		LR2K0316 ■	
10...14 A		LR2K0321 ■	1145
12...16 A		LR2K0322 ■	
Note: Terminal Block for Clip-on Mounting LA7-K0064 Unit MRP ₹ 340			
LR-D Model (Direct Mounting)			
0.1...0.16 A	GV2L03, LE03, LC1D09...LC1D38	LRD01	1155
0.16...0.25 A		LRD02 ■	
0.25...0.4 A		LRD03 ■	
0.4...0.63 A		LRD04 ■	
0.63...1 A		LRD05 ■	
1...1.6 A		LRD06 ■	
1.6...2.5 A		LRD07 ■	
2.5...4 A		LRD08 ■	
4...6 A		LRD10 ■	
5.5...8 A		LRD12 ■	
7...10 A		LRD14 ■	
9...13 A		LRD16 ■	
12...18 A		LRD21 ■	1200
16...24 A	GV2L22, LC1D25...D38	LRD22 ■	1200
23...32 A	LC1D25...LC1D38, LC1D32	LRD32 ■	1900
30...38 A	LC1D32, LC1D38	LRD35 ■	
23...32 A	LC1D40A...D65A	LRD332 ■	2355
	LC1D40...LC1D95	LRD3353 ■	
30...40 A	LC1D40A...D65A	LRD340 ■	
30...40 A	LC1D40...LC1D95	LRD3355 ■	
37...50 A	LC1D40A...D65A	LRD350 ■	2725
	LC1D40...LC1D95	LRD3357 ■	
48...65 A	LC1D40A...D65A	LRD365 ■	3140
48...65 A	LC1D40...LC1D95	LRD3359	
63...80 A	LC1D65...LC1D95	LRD3363 ■	3340
80...104 A	LC1D80,LC1D95	LRD3365	3585

Note:

- *For LRD01...LRD35 - Terminal Block for clip-on Mounting LAD-7B106 Unit MRP: ₹ 230
- *For LRD33 - Terminal Block for clip-on Mounting LA7D3064 Unit MRP: ₹ 810
- For LRD332, LRD340, LRD350 & LRD365 - Connection block for separate mounting LAD 96560 Unit MRP: ₹ 845
- The LRD relays can be used for AC or DC current up to 104 Amps
- For long starting, Class 20 relays are available on request.
- Device for remote tripping and electrical reset is available on request.

Electronic Relays



Thermal Protection Adjustment Range	Reference	Unit MRP [₹]
LR9-F Electronic Protection Relays		
90...150 A	LR9F5369 ■	5320
132...220 A	LR9F5371 ■	7740
200...330 A	LR9F7375 ■	
300...500 A	LR9F7379 ■	10400
380...630 A	LR9F7381	11055

Accessories

Description	For Use With	Relay Type	Reference	Unit MRP [₹]
For LR9 - F Relay				
Mounting plate LA7F		LR9-F5369, LR9-F5371	LA7F901 ■	1680
		LR9-F7375, LR9-F7379, LR9-F7381	LA7F902	2380
Connection Accessories				
LA7F busbar	LC1F115	LR9-F5369	LA7F401	1130
	LC1F225/265	LR9-F5371	LA7F403	1550
	LC1F330/400	LR9-F7375, LR9-F7379, LR9-F7381	LA7F404	1750
	LC1F500	LR9F7381	LA7F405	2170
	LC1F630/800	LR9-F7381	LA7F406	2320

Thermal Protection Adjustment Range	For Use With	Reference	Unit MRP [₹]
LR97D Electronic Motor Protection Relay			
0.3...1.5 A	LC1D09...D38	LR97D015**	3970
1.2...7 A	LC1D09...D38	LR97D07** ■	
5...25 A	LC1D09...D38	LR97D25** ■	
20...38 A	LC1D09...D38	LR97D38** ■	6070
LT47 Electronic Motor Protection Relay			
0.5..6 A		LT4706**#■	2800
3...30 A		LT4730**#■	
5...60 A		LT4760**#■	4200

S - Manual/Electric Reset
A - Automatic Reset

** Coil Voltage Code

VOLTAGE	24 V AC/DC	48 V AC/DC	110 V AC	220 V AC
Code	B	E	F7	M7

■ NORMAL STOCK ITEMS

W.E.F. January 20, 2011

Schneider Electric

Motor Circuit Breakers



- Conforming to IEC 60947-2-3-4
- 0.1-220 Amps
- High Breaking capacity up to 70 kA
- Conformity to International Standards – IEC, UL, CSA, CE
- Wide range of accessories
- S-shaped busbar for side-by-side connection with 40 - 65A Contactor

Breaking Capacity at 415 V 50 Hz	Motor Power AC3** kW	Magnetic Protection Rating (A)	Reference	Unit MRP [₹]
GV3-L Range Magnetic - With Rotary Handle Control				
50 kA	18.5	40	GV3L40	7445
	22	50	GV3L50	7605
	30	65	GV3L65 ■	7860

Breaking Capacity at 415 V 50 Hz	Motor Power AC3** kW	Thermal Protection Adjustment Range	Reference	Unit MRP [₹]
GV3-P Range Thermal Magnetic - With Rotary Handle Control				
50 kA	18.5	30...40 A	GV3P40 ■	8625
	22	37...50 A	GV3P50 ■	9585
	30	48...65 A	GV3P65 ■	10430

** 50/60Hz - 415 V

Accessories

Description	Reference	Unit MRP [₹]
For GV3P/GV3L		
Auxiliary Contacts		
Front contact: 1 NO (fault)+1 NC (Auxiliary)	GVAED011 ■	380
Front contact: 1 NO (fault)+1 NO (Auxiliary)	GVAED101 ■	565
Busbar		
3-pole, 3 tap, 64 mm pitch	GV3G364	535
S-shape bus bar	GV3S	380
External Operator		
IP54, Black	GV3APN01 ■	1575
IP54, Yellow/Red	GV3APN02	

Note: All other accessories are same as of GV2

Motor Circuit Breakers





Breaking Capacity at 415 V 50 Hz	Motor Power AC3** kW	Motor Power AC3** hP	Thermal Protection Adjustment Range	Reference	Unit MRP [₹]
GV2-M Model Thermal Magnetic - With Pushbutton Control (Economy)					
100 kA	-	-	0.1 - 0.16	GV2ME01 ■	2360
	0.06	-	0.16 - 0.25	GV2ME02 ■	
	0.09	-	0.25 - 0.40	GV2ME03 ■	
	0.18	-	0.40 - 0.63	GV2ME04 ■	2680
	0.37	0.5	0.63 - 1.0	GV2ME05 ■	
	0.55	0.75	1.0 - 1.6	GV2ME06 ■	2770
	0.75	1	1.6 - 2.5	GV2ME07 ■	
	1.1	2	2.5 - 4	GV2ME08 ■	2785
	2.2	3	4 - 6.3	GV2ME10 ■	
	3	5.5	6 - 10	GV2ME14 ■	2865
15 kA (1)	5.5	7.5	9 - 14	GV2ME16 ■	3100
	7.5	10	13 - 18	GV2ME20 ■	3250
	9	12.5	17 - 23	GV2ME21 ■	3645
	11	15	20 - 25	GV2ME22 ■	3835
10 kA (1)	15	20	24 - 32	GV2ME32 ■	6700

** 50/60Hz - 415 V

(1) With GV1-L3 current limiter, breaking capacity can be increased to 100 kA Combination of the GV2-M with the D Model provides Type 2 coordination.

GV2-P Model Thermal Magnetic - With Rotary Handle Control

100 kA	-	-	0.1 - 0.16	GV2P01 ■	3390
	0.06	-	0.16 - 0.25	GV2P02 ■	
	0.09	-	0.25 - 0.40	GV2P03	3415
	0.18	-	0.40 - 0.63	GV2P04 ■	3550
	0.37	0.5	0.63 - 1.0	GV2P05 ■	3750
	0.55	0.75	1.0 - 1.6	GV2P06 ■	3960
	0.75	1.0	1.6 - 2.5	GV2P07 ■	
	1.1	2	2.5 - 4	GV2P08 ■	3920
	2.2	3	4 - 6.3	GV2P10 ■	
	3	5.5	6 - 10	GV2P14 ■	4260
	5.5	7.5	9 - 14	GV2P16 ■	4280
50 kA (1)	7.5	10	13 - 18	GV2P20 ■	4375
	9	12.5	17 - 23	GV2P21 ■	4715
	11	15	20 - 25	GV2P22 ■	4675
35 kA (1)	15	20	24 - 32	GV2P32 ■	6750

** 50/60Hz - 415 V

(1) With GV1-L3 current limiter, breaking capacity can be increased to 100 kA. Combination of the GV2-P with the D Model providesType 2 coordination.

Breaking Capacity at 415 V 50 Hz	Motor Power AC3** kW	Magnetic Protection Adjustment Range	Reference	Unit MRP [₹]
GK3 Range Optimal Magnetic - With Rotary Handle Control				
35 kA	37	80	GK3EF80 ■	8085

** 50/60Hz - 415 V.

■ NORMAL STOCK ITEMS

W.E.F. January 20, 2011

Motor Circuit Breakers

• Conforming to IEC 60947-2-3-4

Breaking Capacity at 415 V 50 Hz	Motor Power AC3** kW	Motor Power AC3** hP	Magnetic Protection Rating (A)	Reference	Unit MRP [₹]
GV2-LE Model Magnetic - With Rocker Lever Control (Economy)					
100 kA	0.09	-	0.4	GV2LE03	2275
	0.18	-	0.63	GV2LE04	
	0.37	0.5	1	GV2LE05 ■	
	0.55	-	1.6	GV2LE06	
	1.1	1.5	2.5	GV2LE07 ■	
	1.5	2	4	GV2LE08 ■	
	2.2	3	6.3	GV2LE10 ■	
	3	5.5	10	GV2LE14 ■	
15 kA	5.5	7.5	14	GV2LE16 ■	2615
	7.5	10	18	GV2LE20 ■	
	11	15	25	GV2LE22 ■	
10 kA	15	20	32	GV2LE32	4510
GV2-L Model Magnetic- With Rotary Handle Control					
100 kA	0.09	-	0.4	GV2L03	3015
	0.18	-	0.63	GV2L04	
	0.37	0.5	1	GV2L05	
	0.55	-	1.6	GV2L06	
	1.1	1.5	2.5	GV2L07	
	1.1	2	4	GV2L08 ■	
	2.2	3	6.3	GV2L10 ■	
	4	5.5	10	GV2L14 ■	
50 kA	5.5	7.5	14	GV2L16 ■	
	7.5	10	18	GV2L20 ■	
	11	15	25	GV2L22 ■	

** 50/60Hz - 415 V

• GV2-L with the D Model contactor and LRD overload relay provides Type 2 Coordination

Accessories

Description			Reference	Unit MRP [₹]
Accessories for GV2/GV3				
Front contact NO or NC (1)			GVAE1 ■	400
Front contact NO + NC			GVAE11 ■	495
			GVAE20 ■	
Side contact NO + NC			GVAN11 ■	605
			GVAN20 ■	
Fault signalling contact +1 NO contact (2)			GVAD1010 ■	705
Fault signalling contact +1 NC contact (2)			GVAD1001 ■	
Short circuit signalling contact block 1 C/O			GVAM11	675
Undervoltage trip :	110 ... 115V	50Hz	GVAU115	1310
	220 ... 240V	50Hz	GVAU225	
	380 ... 400V	50Hz	GVAU385 ■	
Shunt trip :	110 ... 115V	50Hz	GVAS115 ■	
	220 ... 240V	50Hz	GVAS225 ■	
	380 ... 400V	50Hz	GVAS385	
Additive limiter for increasing breaking capacity to100kA for GV2ME and GV2P.			GV1L3 ■	2010

(1) Choice of NC or NO contact operation depending on which way round the reversible block is mounted.

(2) The GV-AD is always mounted next to the circuit breaker.

Accessories

Description	Reference	Unit MRP [₹]
Accessories for GV2/GK3		
Connection block - GV2 with contactor LC1-D09..D38	GV2AF3 ■	245
Connection block - LS1 D32 or GV2 with contactor LC1-K or LP1-K	GV2AF01 ■	290
Empty enclosure for GV2ME - plastic	GV2MP02	945
	GV2MC02	1035
Accessories for GV2-P/GV2-L		
External operator - IP54, Black	GV2APN01 ■	1315
External operator - IP54, Yellow/Red	GV2APN02 ■	2445
Visible isolation block - for motor circuit breaker GV2	GV2AK00	1105
Accessories for GK3		
Padlockable external operator	GK3AP03 ■	2400
Instantaneous Aux. Contacts NC + NO for GK3	GK2AX50 ■	625
Instantaneous Aux. Contacts NO + NO for GK3	GK2AX20	

Busbars

Connection Pitch	No. of Tapoff Points	Reference	Unit MRP [₹]
For GV2 Breakers			
45 mm	2	GV2G245 ■	670
	4	GV2G445 ■	1020
54 mm	2	GV2G254 ■	670
	3	GV2G354 ■	805
	4	GV2G454 ■	1020
	5	GV2G554 ■	1105
72 mm	2	GV2G272	805
	4	GV2G472	1105

Accessories

Description	Reference	Unit MRP [₹]
For Busbars		
Terminal block - to supply one or more 3-pole busbar GV2	GV2G05 ■	1565
Protective end covers for unused busbar outlets	GV1G10 ■	290
Terminal block for connection from top	GV1G09 ■	900

Motor Circuit Breakers

Breaking Capacity at 415 V 50 Hz	Motor Power AC3** kW	Thermal Protection Adjustment Range	Reference	Unit MRP [₹]
GV3-M Range Thermal Magnetic - Pushbutton Control				
15 kA	37	56...80 A	GV3ME80 ■	10725

Description	Reference	Unit MRP [₹]
Accessories for GV3-M		
Auxiliary contact - 1 NO + 1 NC early-break	GV3A01 ■	595
Auxiliary contact - 2 NO early-break	GV3A02 ■	
Under voltage release - 110 V AC 50Hz	GV3B11	2065
Under voltage release - 220 V AC 50Hz	GV3B22	
Under voltage release - 380 V AC 50Hz	GV3B38	
Shunt release - 110 V AC 50Hz	GV3D11	
Shunt release - 220 V AC 50Hz	GV3D22	
Shunt release - 380 V AC 50Hz	GV3D38	

■ NORMAL STOCK ITEMS

W.E.F. January 20, 2011

Motor Circuit Breakers

Breaking Capacity at 415 V 50 Hz*	Motor Power AC3** kW	Thermal Protection Adjustment Range	Reference	Unit MRP [₹]
GV7-R Range Thermal Magnetic (220A, AC3)				
36 kA	45	60 - 100	GV7RE100 ■	10895
35 kA	75	90 - 150	GV7RE150 ■	14975
	110	132 - 220	GV7RE220	22080
70 kA	18.5	25 - 40	GV7RS40 ■	11790
	22	30 - 50	GV7RS50 ■	
	37	48 - 80	GV7RS80 ■	12620
	45	60 -100	GV7RS100 ■	
	75	90 -150	GV7RS150 ■	16960
	110	132 - 220	GV7RS220 ■	24965

*Conforming to IEC 947-2 for Type 2 coordination

** 50/60Hz - 415 V.

Description	Operating Voltage	Reference	Unit MRP [₹]
Accessories for GV7			
Accessory for direct rotary handle mount on door (2)	-	GV7AP05	720
Auxiliary contact - 1 OC	-	GV7AE11 ■	840
Clip-on connector - upto 150 A - 1.5..95 mm^2	-	GV7AC021	205
Clip-on connector- upto 220 A - 1.5..185 mm^2	-	GV7AC022	250
Fault discrimination Device	24...72V AC/ 24...48V DC	GV7AD112 ■	2090
	110 ... 240V AC/DC	GV7AD111	
Front rotary handle GV7AP GV7R - black handle (1)	-	GV7AP03	1465
		GV7AP01 ■	2570
Padlocking device - 1..3 padlocks Ø 5..8mm shank (3)	-	GV7V01	385
Phase barriers	-	GV7AC04	425
Terminal shields IP405 (1)	-	GV7AC01	895
Shunt release	110...130 V AC 50/60 Hz	GV7AS107 ■	1950
	200...240 V AC 50/60 Hz	GV7AS207	
	380...440 V AC 50/60 Hz	GV7AS387	
Under Voltage release	110...130 V AC 50/60 Hz	GV7AU107	2090
	200...240 V AC 50/60 Hz	GV7AU207	
	380...440 V AC 50/60 Hz	GV7AU387	
3-pole spreader - for motor circuit breaker GV7 45 mm pitch		GV7AC03	540

(1) Terminal shields cannot be used together with spreaders.

(2) For mounting direct rotary handle on enclosure door.
This accessory makes it possible to open the door If the device is closed and prevents the device from being closed if the door is open.

(3) For Circuit breaker not fitted with a rotary handle

Control Circuit Breakers
GB2 Range - Thermal Magnetic

- For Control Circuits
- Magnetic tripping threshold: 13 In
- Conforming to IEC 947-1
- Tamperproof device with no maintenance

Poles Description	[In] Rated Current	Basic Packaging Quantity	Reference	Unit MRP [₹]
1P	0.5 A	6	GB2CB05 ■	840
	1 A	6	GB2CB06	
	2 A	6	GB2CB07 ■	
	3 A	6	GB2CB08	
	4 A	6	GB2CB09	
	5 A	6	GB2CB10	
	6 A	6	GB2CB12	
	8 A	6	GB2CB14	
	10 A	6	GB2CB16 ■	
	12 A	6	GB2CB20 ■	
1P + N*	0.5 A	6	GB2CD05	1725
	1 A	6	GB2CD06	
	2 A	6	GB2CD07 ■	
	3 A	6	GB2CD08	
	4 A	6	GB2CD09	
	5 A	6	GB2CD10	
	6 A	6	GB2CD12	
	8 A	6	GB2CD14 ■	
	10 A	6	GB2CD16	
	12 A	6	GB2CD20	

* With 1-pole protected & switched and another pole switched only

Vario Switch Disconnectors

[Ithe] Conventional Thermal Current**	Poles Description	Rated Operational Power (AC 23)*	Reference	Unit MRP [₹]
Complete Enclosed Switches				
• Range 12 to 175 A, IP 65 Sealable and Lockable				
10 A	3P	4 kW	VCF02GE	1355
16 A	3P	5.5 kW	VCF01GE ■	1475
20 A	3P	7.5 kW	VCF0GE	1885
25 A	3P	11 kW	VCF1GE ■	2020
32 A	3P	15 kW	VCF2GE ■	2375
50 A	3P	22 kW	VCF3GE	3515
63 A	3P	30 kW	VCF4GE	4320

* Rated Power at 415 V

** Ith in enclosure

For Switch Type (Amps)	Mounting Arrangement	Ingress	Reference	Unit MRP [₹]
Operators(Padlockable)				
12 - 40 A	4 Screw Fixing	IP65	KCF1PZ	295
63 - 80 A	4 Screw Fixing	IP65	KCF2PZ	310
125 - 175 A	4 Screw Fixing	IP40	KCF3PZ	1340

Vario Switch Disconnectors

[Ithe] Conventional Thermal Current	Poles Description	Reference	Unit MRP [₹]
Complete Switch with Padlockable Operator			
• Suitable for Front Mounting or Base Mounting			
12 A	3P	VCF02 ■	845
20 A	3P	VCF01 ■	920
25 A	3P	VCF0 ■	1075
32 A	3P	VCF1 ■	1185
40 A	3P	VCF2 ■	1470
63 A	3P	VCF3 ■	1880
80 A	3P	VCF4 ■	2505
125 A	3P	VCF5 ■	5775
175 A	3P	VCF6 ■	7005
Switch Bodies			
12 A		V02	565
20 A		V01	655
25 A		V0	800
32 A		V1	915
40 A		V2	1185
63 A		V3	1585
80 A		V4	2190
125 A		V5	4455
175 A		V6	5685

Accessories

Description	For Use with Switch Bodies	Rating Pole	Pole Composition	Earth Contact	Auxiliary Contacts	Reference	Unit MRP [₹]
Vario Add-on Modules (1)							
Main Pole Module	V02/VCF02	12 A	1P	-	-	VZ02	385
	V0/1/VCF01	20 A	1P	-	-	VZ01	400
	V0/VCF0	25 A	1P	-	-	VZ0	410
	V1/VCF1	32 A	1P	-	-	VZ1 ■	430
	V2/VCF2	40 A	1P	-	-	VZ2	455
	V3/VCF3	63 A	1P	-	-	VZ3	575
	V4/VCF4	80 A	1P		-	VZ4	
Neutral Pole Module (2)	V02 / VCF02 to V2 / VCF2	-	1N	-	-	VZ11 ■	495
	V3 / VCF3 to V4 / VCF4	-	1N	-	-	VZ12 ■	635
	V5 / VCZ5 to V6 / VCZ6	-	1N	-	-	VZ13 ■	1330
Earthing Module	V02 / VCF02 to V2 / VCF20	-	-	-	-	VZ14	480
	V3 / VCF3 to V4 / VCF4	-	-	1	-	VZ15	575
	V5 / VCZ5 to V6 / VCZ6	-	-	1	-	VZ16	870
Auxiliary Contact Block Module	V02/ VCF02 to V6 / VCZ6	-	-	-	1 NO + 1 NC	VZ7 ■	480
	V2/ VCF02 to V6 / VCZ6	-	-	-	2 NO	VZ20	

(1) For mounting option of modules, please refer to the technical catalogue.
(2) With early make and late break contacts

Description	For Use With	Reference	Unit MRP [₹]
Components for Door Interlocking			
Shaft extension - for Mini-VARIO and VARIO - V02..V2	V02...V2	VZ17 ■	480
		VZ30	575
Shaft extension - for Mini-VARIO and VARIO - V3 V4 V5 V6	V3, V4, V5, V6	VZ18 ■	
		VZ31	660
Door interlock plate	VZ17 / VZ30	KZ32	115
	VZ18/31	KZ74	205
Input Terminal Protection Shrouds			
Terminal Shrouds	V02 - V2	VZ8 ■	155
	V3 - V4	VZ26	125
		VZ9 ■	155
	V5 - V6	VZ27	125
		VZ10 ■	205
	V02 - V6	VZ28	250
		VZ29	155

■ NORMAL STOCK ITEMS

W.E.F. January 20, 2011

Digital Over-current Relay NEW

EOCR 3DE → Digital Over-current Relay with Ammeter

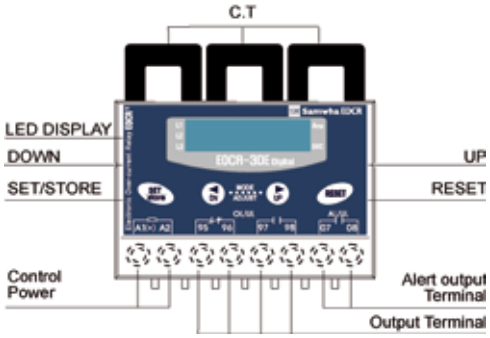

- MCU (Microprocessor Control Unit) Based
- Range: 0.5 to 960A
- Digital Ammeter/3 Phase Current Display, with three integral CTs
- Multiple Protection Functions such as Overcurrent, Undercurrent, Phase Loss, Phase Reversal, Unbalance, Locked Rotor
- Selectable Time-Current Characteristics (Inverse/Definite) Ambient Compensation
- Trip cause memory : Last 3 trip, stored regardless power failure.
- Easy troubleshooting by 7 segments LED.
- Reset: manual (instantaneous)/electrical (remote)

Ordering Information

	Model name							1		2	3	
	E	O	C	R	3	D	E	H	1	D	M	7Q

	1 Current range		2 Relay Output		3 Power supply		3 Frequency	
EOCR3DEWRDM7Q	Wide range	WR	SPST	D	220VAC	M	50/60Hz	7Q
EOCR3DEWRDF7Q					110VAC	F		
EOCR3DEH1DM7Q	100:5	H1			220VAC	M		
EOCR3DEH1DF7Q					110VAC	F		
EOCR3DEHHDM7Q	150:5	HH			220VAC	M		
EOCR3DEHHDF7Q					110VAC	F		
EOCR3DEH2DM7Q	200:5	H2			220VAC	M		
EOCR3DEH2DF7Q					110VAC	F		
EOCR3DEH3DM7Q	300:5	H3			220VAC	M		
EOCR3DEH3DF7Q					110VAC	F		
EOCR3DEH4DM7Q	400:5	H4			220VAC	M		
EOCR3DEH4DF7Q					110VAC	F		

For Current More than 400A , use Wide range relay model with external CT . Prices on Request.

EOCR-3EZ → Digital Over-current Relay with Ground Fault Protection and Ammeter

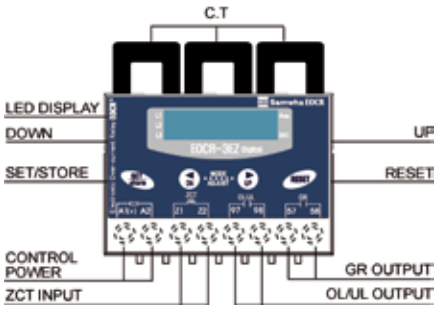

- MCU (Microprocessor Control Unit) Based
- Range: 0.5 to 960A
- Digital Ammeter/3 Phase Current Display, with three integral CTs
- Multiple Protection Functions such as Overcurrent, Undercurrent, Phase Loss, Phase Reversal, Unbalance, Locked Rotor, Ground Fault
- Selectable Time-Current Characteristics (Inverse/Definite)
- Ambient Compensation
- Trip cause memory : Last 3 trip, stored regardless power failure.
- Easy troubleshooting by 7 segments LED.

Ordering Information

	Model name							1		2	3		4
	E	O	C	R	3	E	Z	H	1	A	M	7	AQ

	1 Current range		2 Relay Output		3 Power supply		3 Frequency		4 Converter	
EOCR3EZWRAM7AQ	Wide range	WR	SPST type	A	220VAC	M	50/60Hz	7	0.02-3.0A	AQ
EOCR3EZWRAF7AQ					110VAC	F				
EOCR3EZH1AM7AQ	100:5	H1			220VAC	M				
EOCR3EZH1AF7AQ					110VAC	F				
EOCR3EZHHAM7AQ	150:5	HH			220VAC	M				
EOCR3EZHHAF7AQ					110VAC	F				
EOCR3EZH2AM7AQ	200:5	H2			220VAC	M				
EOCR3EZH2AF7AQ					110VAC	F				
EOCR3EZH3AM7AQ	300:5	H3			220VAC	M				
EOCR3EZH3AF7AQ					110VAC	F				
EOCR3EZH4AM7AQ	400:5	H4			220VAC	M				
EOCR3EZH4AF7AQ					110VAC	F				

For Current More than 400A , use Wide range relay model with external CT . Prices on request.

TeSys Communication System NEW

- Direct connectivity to PLC system for Motor ON, OFF & Trip Feedbacks and START STOP commands.
- TeSys U compact communication starter direct connectivity.
- TeSys T Intelligent Motor Protection relay for complete Motor Management.

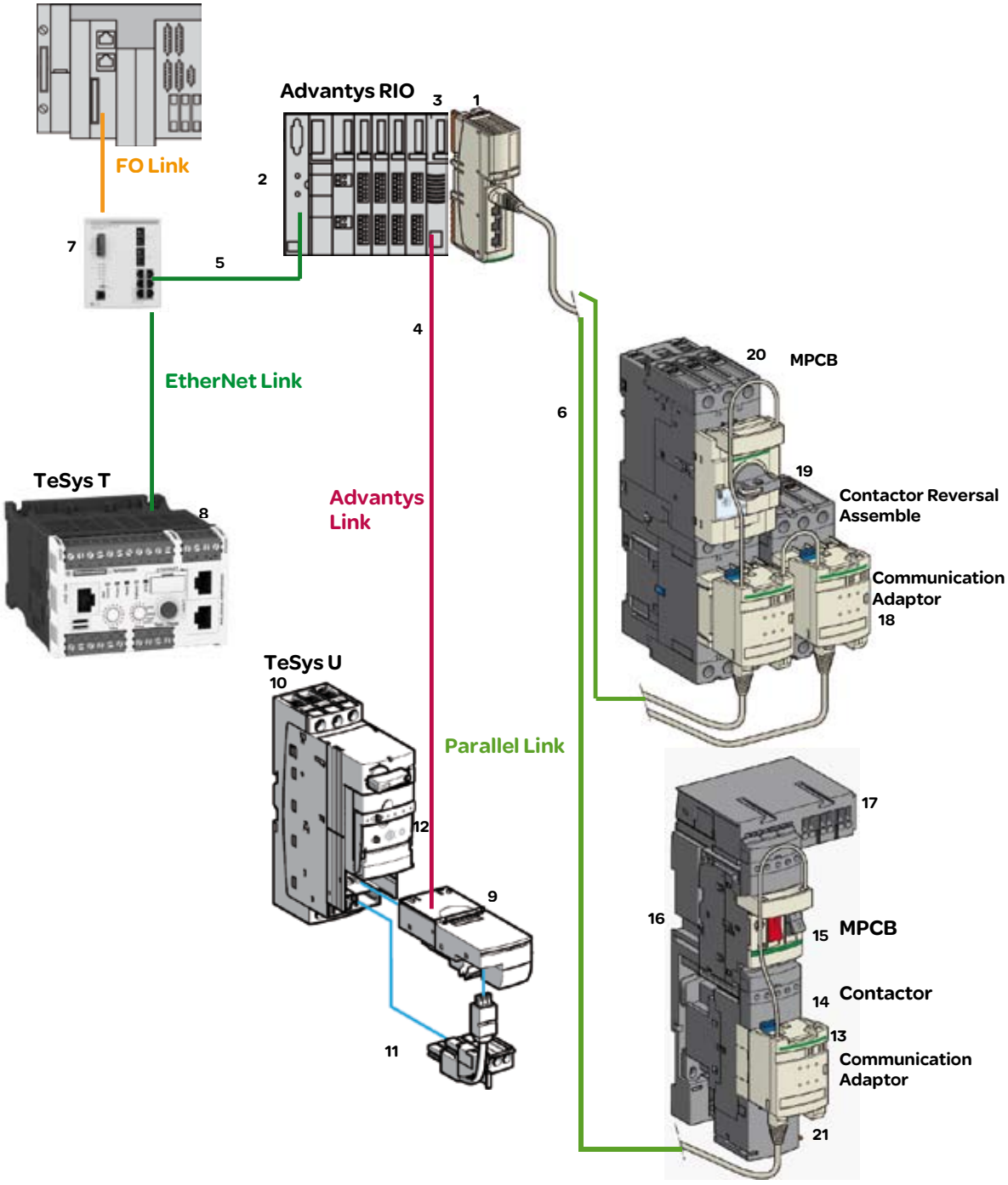

1. STB EPI 2145 Parallel Module
2. STB NIP 2210 (Ethernet TCP/IP)
3. (EOS/End of segment) STB XBE1100.
4. Bus connecting cable LU9 RCD**
5. Cat 5 Ethernet Cable.
6. LU9 R * - Connecting Cable.
7. Ethernet Switch.
8. LTMR**EFM.
9. LULC15 – Advantys Card.
10. LUB12/LUB32 – Base.
11. LU9BN11L- Pre Connector.
12. LUCB**BL – Control Unit.
13. LAD 9AP**
14. LC1 D**3
15. GV2 ME**3
16. LAD 3B1
17. LAD 352
18. LC2 DppA3
19. LAD 9AP**
20. GV3P
21. LAD 331

Note: For complete references, please contact our nearest Sales Office.

TeSys T Motor Management System - Controllers



- 0.4-810 Amps with inbuilt CTs up to 100 Amps.
- 24V DC and 100-240 AC Control Voltages available
- 6 DI and 4 DO with main module and extendable further using expansion module
- Modbus/Profibus/CanOpen/DeviceNet/Ethernet Connectivity to choose
- Integrated Protection and Measurement with full functions
- Quick interface with PC/PLC
- Dedicated HMI-LTMCU
- Saves Engineering and Commissioning Time
- Reduces Process Downtime and Maintenance Cost

Description	Reference	Unit MRP [₹]
For Modbus		
DC 24 V, 0.4...8 A	LTMR08MBD	On Request
AC 100...240 V, 0.4...8 A	LTMR08MFM ■	On Request
DC 24 V, 1.35...27 A	LTMR27MBD	On Request
AC 100...240 V, 1.35...27A	LTMR27MFM	On Request
DC 24 V, 5...100 A	LTMR100MBD	On Request
AC 100...240 V, 5...100 A	LTMR100MFM	On Request
For Profibus DP		
DC 24 V, 0.4...8 A	LTMR08PBD	On Request
AC 100...240 V, 0.4...8 A	LTMR08PFM	On Request
DC 24 V, 1.35...27 A	LTMR27PBD	On Request
AC 100...240 V, 1.35...27A	LTMR27PFM	On Request
DC 24 V, 5...100 A	LTMR100PBD	On Request
AC 100...240 V, 5...100 A	LTMR100PFM	On Request
Note: Above 100 Amps external CT required.		
Extension Modules, with voltage measurement on 3 phases		
DC 24 V, 4 Inputs	LTMEV40BD ■	On Request
AC 110...240 V, 4 Inputs	LTMEV40FM	On Request

Note: For other communication protocols, please contact our nearest Sales Office.

TeSys U Starter-Controllers



- Total coordinated starter solution with 3 functions in 1 device
- Compact size for DOL/RDOL starter up to 15 kW, 32A (AC-3)
- Direct Connectivity to Modbus/Profibus/CanOpen/DeviceNet
- Complete current-based Protection and Measurement in 1 device
- High Operational Temperature (-40°C to +60°C)
- Wide range of Coil Voltages
- 50 kA Breaking Capacity
- Direct Connectivity to Modbus/Profibus/CanOpen/DeviceNet

Description	Rating at 440 V kW	Reference	Unit MRP [₹]
Power Bases for Non-Reversing D.O.L. Starter			
12 A	Upto 5.5	LUB12 ■	On Request
32 A	Upto 15	LUB32 ■	On Request
Standard Control Units			
0.15…0.6 A	0.09	LUCAX6**	On Request
0.35…1.4 A	0.25	LUCA1X**	On Request
1.25…5 A	1.5	LUCA05**	On Request
3…12 A	5.5	LUCA12**	On Request
4.5…18 A	7.5	LUCA18**	On Request
8…32 A	15	LUCA32**	On Request
Advanced Control Units (Class 10 for 3-Phase Motors)			
0.15…0.6 A	0.09	LUCBX6**	On Request
0.35…1.4 A	0.25	LUCB1X**	On Request
1.25…5 A	1.5	LUCB05**	On Request
3…12 A	5.5	LUCB12**	On Request
4.5…18 A	7.5	LUCB18**	On Request
8…32 A	15	LUCB32**	On Request
Multifunction Control Units			
0.15…0.6 A	0.09	LUCMX6BL	On Request
0.35…1.4 A	0.25	LUCM1XBL	On Request
1.25…5 A	1.5	LUCM05BL	On Request
3…12 A	5.5	LUCM12BL	On Request
4.5…18 A	7.5	LUCM18BL	On Request
8…32 A	15	LUCM32BL	On Request

Note: To make the complete unit you need to order base and any of the control units

** Coil Voltage Code

VOLTAGE	24	48...72	100...240
DC	BL (1) (2)	-	-
AC	B	-	-
AC/DC	-	ES (3)	FU (4)

(1) Voltage code to be used for a starter-controller with communication module.
(2) DC voltage with maximum ripple of ± 10 %.
(3) DC: 48…72 V, AC: 48 V.
(4) DC: 110…220 V, AC: 110...240 V.

Jeevan Motor Starters

DOL Starters

Motor Power HP	Thermal Protection Adjustment Range	Lot Order Quantity	Reference	Unit MRP [₹]
3CDL Automatic 1 Phase (0.5 - 3 H.P)				
0.5	3.5...6 A	8	MS11AB07* ■	965
0.75	6...9 A	8	MS11AB08*	
1		8	MS11AB09* ■	
1.5	9...14 A	8	MS11AB10*	
2		8	MS11AB11* ■	
3	12...18 A	8	MS11AB12* ■	
MF2A Automatic 1 Phase (0.33 - 4 H.P)				
0.33	2.5...4 A	8	MS11AG06*	1425
0.5	4...6.5 A	8	MS11AG07*	
1	6...10 A	8	MS11AG09* ■	
1.5	9...16 A	8	MS11AG10*	
2		8	MS11AG11* ■	
3		8	MS11AG12* ■	
4	12...21 A	8	MS11AG13*	
MF2A Automatic 3 Phase (0.33 - 10 H.P)				
0.33	0.82...0.98 A	8	MS13AG06*	1425
0.5	1.2...1.4 A	8	MS13AG07*	
0.75	1.4...1.6 A	8	MS13AG08*	
1	1.8...2.2 A	8	MS13AG09* ■	
1.5	2.5...4 A	8	MS13AG10*	
2		8	MS13AG11* ■	
3	4...6.5 A	8	MS13AG12* ■	
5	6...10 A	8	MS13AG14* ■	
7.5	9...16 A	8	MS13AG15* ■	
10		8	MS13AG16* ■	
7MDL Manual 1 Phase (0.125 - 3 H.P)				
0.125	1...1.6 A	20	MS11MD03	705
0.17		20	MS11MD04	
0.25	2.4...4 A	20	MS11MD05	
0.33		20	MS11MD06	
0.5	4...6 A	20	MS11MD07 ■	
0.75	6...10 A	20	MS11MD08	
1		20	MS11MD09 ■	
1.5	8.5...14 A	20	MS11MD10	
2		20	MS11MD11 ■	
3	13...18 A	20	MS11MD12 ■	
7MDL Manual 3 Phase (0.05 - 7.5 H.P)				
0.05	0.16...0.24 A	20	MS13MD01	830
0.1	0.24...0.4 A	20	MS13MD02	
0.125		20	MS13MD03	
0.17	0.4...0.6 A	20	MS13MD04	
0.25	0.6...1 A	20	MS13MD05	
0.33	1...1.6 A	20	MS13MD06	
0.5		20	MS13MD07 ■	
0.75		20	MS13MD08	
1	1.6...2.4 A	20	MS13MD09 ■	
1.5	2.4...4 A	20	MS13MD10	
2		20	MS13MD11 ■	
3	4...6 A	20	MS13MD12 ■	
5	6...10 A	20	MS13MD14 ■	
7.5	8.5...14 A	20	MS13MD15	

Star Delta Starters

Motor Power HP	Thermal Protection Adjustment Range	Lot Order Quantity	Reference	Unit MRP [₹]
MWA/LWA Manual, 3 Phase (3 - 20 H.P)				
3	4.7...5.7 A	4	MS23ME12*	2875
5	6.9...11.3 A	4	MS23ME14*	
7.5	10.9...13.3 A	4	MS23ME15*	
10	14.2...16.9 A	4	MS23ME16* ■	
12.5	15.6...27.7 A	4	MS23ME17*	
15		4	MS23ME18* ■	
20	27.3...34.6 A	4	MS23MH20* ■	3755

Coil Voltage Code

Note: For Three and Single Phase, the standard Stockable Coil voltages are 415V and 220V respectively.

Operating Band Details

For 3CDL, M5 220V=120V~240V,

For MF2A, P5 230V = 160V ~ 260V,

For MF2A and M/LWA, W5 360V = 200 ~ 400V

For MF2A and M/LWA, N5 415V = 260 ~ 460V

Note: For ordering other coil voltages, please contact our regional Sales Office.

*Coil Voltage Code

VOLTAGE	220	230	360	415
50 Hz	M5	P5	W5	N5

D - Start (Type 7 MDL)

Motor Power HP	Thermal Protection Adjustment Range	Device Short Name	Reference	Unit MRP [₹]
1 Phase				
0.33	2.4...4 A	D - Start	MS11MD06S	1115
			MS11MD06SP	1165
			MS11MD06SPF	1215
0.5	4...6 A	D - Start	MS11MD07S	1115
			MS11MD07SP	1165
			MS11MD07SPF	1215
1	6...10 A	D - Start	MS11MD09S	1115
			MS11MD09SP	1165
			MS11MD09SPF	1215
2	8.5...14 A	D - Start	MS11MD11S	1115
			MS11MD11SP	1165
			MS11MD11SPF ■	1215
3	13...18 A	D - Start	MS11MD12S ■	1115
			MS11MD12SP ■	1165
			MS11MD12SPF	1215
3 Phase				
2	2.4...4 A	D - Start	MS13MD11S	1165
			MS13MD11SP	1215
3	4...6 A	D - Start	MS13MD12S	1165
			MS13MD12SP	1215
5	6...10 A	D - Start	MS13MD14S	1165
			MS13MD14SP	1215
7.5	8.5..14 A	D - Start	MS13MD15S	1165
			MS13MD15SP	1215

Note: For D - Start Minimum Order Quantity, please consult our nearest Sales Office.

■ NORMAL STOCK ITEMS

W.E.F. January 20, 2011

TE Start Motor Starters

DOL Starters



Motor Power HP	Thermal Protection Adjustment Range	Device Short Name	Reference	Unit MRP [₹]
TDL, Automatic 1 Phase (0.17 - 3 HP)				
0.17	1.1...1.7 A	5TDL	MS11AC04*	1595
0.33	2.5...4 A	5TDL	MS11AC06*	
0.5	4...6 A	5TDL	MS11AC07*	
1	5.5...8 A	5TDL	MS11AC09*	
1.5	9...13 A	10TDL	MS11AC10*	1800
2		10TDL	MS11AC11*	
3	12...18 A	10TDL	MS11AC13*	
TDL, Automatic 3 Phase (0.05 - 125 HP)				
0.05	0.16...0.25 A	5TDL	MS13AC01*	1595
0.125	0.24...0.4 A	5TDL	MS13AC03*	
0.17	0.4...0.63 A	5TDL	MS13AC04*	
0.25	0.63...1 A	5TDL	MS13AC05*	
0.33		5TDL	MS13AC06*	
0.5	1...1.7 A	5TDL	MS13AC07*	
0.75		5TDL	MS13AC08*	
1	1.6...2.5 A	5TDL	MS13AC09* ■	
1.5		5TDL	MS13AC10*	
2	2.5...4 A	5TDL	MS13AC11* ■	
3	4...6 A	5TDL	MS13AC12* ■	
5	5.5...8 A	5TDL	MS13AC14* ■	
7.5	9...13 A	10TDL	MS13AC15* ■	
10	12...18 A	10TDL	MS13AC16* ■	
12.5	16...24 A	15TDL	MS13AC17*	3055
15		15TDL	MS13AC18* ■	3055
17.5	23...32 A	20TDL	MS13AC19*	5175
20		20TDL	MS13AC20* ■	5175
25	30...40 A	30TDL	MS13AC21*	7865
30	37...50 A	30TDL	MS13AC22*	7865
40	48...65 A	40TDL	MS13AC24*	9935
50	63...80 A	50TDL	MS13AC26*	11385
75	84...135 A	75TDL	MS13AC28*	17595
100	124...198 A	100TDL	MS13AC29*	22880
125		125TDL	MS13AC30*	24840
TRS, Automatic Reversing 3 Phase (3 - 20 HP)				
3	4...6 A	10TRS	MS13RJ12*	4660
5	5.5...8 A	10TRS	MS13RJ14*	
7.5	9...13 A	10TRS	MS13RJ15*	
10	12...18 A	10TRS	MS13RJ16*	
12.5	16...24 A	20TRS	MS13RJ17*	7765
15		20TRS	MS13RJ18*	
17.5	23...32 A	20TRS	MS13RJ19*	
20		20TRS	MS13RJ20*	

Star Delta Starters



Motor Power HP	Thermal Protection Adjustment Range	Device Short Name	Reference	Unit MRP [₹]
TSD/A, Automatic 3 Phase (7.5 - 400 HP)				
7.5	5.5...8 A	15TSDA	MS23AI15*	5640
10	7...10 A	15TSDA	MS23AI16* ■	
12.5	9...13 A	15TSDA	MS23AI17*	
15		15TSDA	MS23AI18* ■	
20	12...18 A	30TSDA	MS23AI20* ■	
25	16...24 A	30TSDA	MS23AI21* ■	7245
30	23...32 A	30TSDA	MS23AI22* ■	8385
35		40TSDA	MS23AI23* ■	13455
40	30...38 A	40TSDA	MS23AI24* ■	14490
50	37...50 A	50TSDA	MS23AI26* ■	17600
60		75TSDA	MS23AI27*	30535
75	45...65 A	75TSDA	MS23AI28* ■	32600
100	62...99 A	100TSDA	MS23AI29*	42435
125	84...135 A	125TSDA	MS23AI30*	44500
150		150TSDA	MS23AI31*	54850
200	124...198 A	200TSDA	MS23AI32*	82800
250	174...279 A	250TSDA	MS23AI33*	83200
400	259...414 A	400TSDA	MS23AI34*	93150

*Coil Voltage Code

VOLTAGE	220	415
AC 50 Hz	M5	N5

Note:- For Three and Single Phase, the standard Stockable Coil Voltages are 415V and 220V respectively.

Note:- Submersible Star-Delta Starter Panel Starters are available on request. Please consult our local Sales Office.

Starters D.O.L

Thermal protection Adjustment Range	Motor Power kW	Reference	Unit MRP [₹]
LE1-M Model Enclosed			
• Conforming to IEC 947-4-1 for motors upto 7.5 kW			
0.54...0.8 A	0.25	LE1M35**05	2390
0.8...1.2 A	0.37	LE1M35**06	
1.2...1.8 A	0.55	LE1M35**07 ■	
1.8...2.6 A	0.75	LE1M35**08 ■	
2.6...3.7 A	1.50	LE1M35**10 ■	
3.7...5.5 A	2.20	LE1M35**12 ■	
5.5...8 A	3	LE1M35**14 ■	2510
8...11.5 A	4	LE1M35**16 ■	
10...14 A	5.50	LE1M35**21 ■	
12...16 A	7.50	LE1M35**22	2665

• Available in 400/415 volts coil as normal stock item.

** Coil Voltage Code

VOLTAGE	220/230 #	380/400	400/415
Code	M7	Q7	N7

Only for 220/230V control supply, the product reference to be extended by S28. For example, 3 kW D.O.L, the complete reference shall be LE1-M35M714S28.

■ NORMAL STOCK ITEMS

W.E.F. January 20, 2011

Starters Spares

Spare Parts

Description	Lot Order Quantity	Reference	Unit MRP [₹]
Common for MF2A & LWA2SD/MWA2SD Starters			
OLSPM Relay w/o Heater	10	MSR1G01	640
OLSPM Relay (1.2 - 1.4A)	10	MSR1G02	740
OCSPM Relay (1.4 - 1.6A)	10	MSR1G03	
OLSPM Relay (2.5 - 4.0A)	10	MSR1G04	
OLSPM Relay (4 - 6.5A)	10	MSR1G05	
OLSPM Relay (6 - 10A)	10	MSR1G06 ■	
OLSPM Relay (9 - 16A)	10	MSR1G07	
OLSPM Relay (12 - 21A)	10	MSR1G08	
OLSPM Relay w/o Heater	10	MSR3G01 ■	640
OLSPM Relay (0.82 - 0.98A)	10	MSR3G02	740
OLSPM Relay (1.2 - 1.4A)	10	MSR3G03	
OLSPM Relay (1.4 - 1.6A)	10	MSR3G04	
OLSPM Relay (1.8 - 2.2A)	10	MSR3G05	
OLSPM Relay (2.5 - 4A)	10	MSR3G06 ■	
OLSPM Relav (4 - 6.5A)	10	MSR3G07 ■	
OLSPM Relay (6 - 10A)	10	MSR3G08 ■	
OLSPM Relay (9 - 16A)	10	MSR3G09 ■	
OLSPM Relay (6.9 - 11.3A)	10	MSR3E02	
OLSPM Relay (10.4 - 17.3A)	10	MSR3E03 ■	
OLSPM Relay (15.6 - 27.7A)	10	MSR3E04 ■	
OLSPL Relay w/o Heater	10	MSR3H01	880
OLSPL Relay (27.7 - 34.6A)	10	MSR3H02	1115
WGA Heater Set for MF2A	10	MSHG06	140
WDB Heater Set for MF2A	10	MSHG07	
WDA Heater Set for MF2A	10	MSHG08	
WBB Heater Set for MF2A	10	MSHG09	
AW Heater Set for MF2A	10	MSHG11 ■	
DW Heater Set for MF2A	10	MSHG12 ■	
WS Heater Set for MF2A	10	MSHG13	
GW Heater Set for MF2A	10	MSHG14 ■	
LW Heater Set for MF2A	10	MSHG16 ■	
LW Heater Set for MWA2SD	10	MSHE18 ■	
DW Heater Set for MWA2SD	10	MSHE14	
GW Heater Set for MWA2SD	10	MSHE16	
SW Heater Set for LWA2SD	10	MSHH20	240
Standard Spares of 7 MDL			
Relay with Trip Bracket (1 - 1.6A)	10	MSR1D01	280
Relay with Trip Bracket (2.4 - 4A)	10	MSR1D02	
Relay with Trip Bracket (4 - 6A)	10	MSR1D03	
Relay with Trip Bracket (6 - 10A)	10	MSR1D04	
Relay with Trip Bracket (8.5 - 14A)	10	MSR1D05	
Relay with Trip Bracket (13 - 18A)	10	MSR1D06	
Relay with Trip Bracket (0.16 - 0.20A)	10	MSR3D01	
Relay with Trip Bracket (0.24 - 0.40A)	10	MSR3D02	
Relay with Trip Bracket (0.6 - 1A)	10	MSR3D04	
Relay with Trip Bracket (1 - 1.6A)	10	MSR3D05	
Relay with Trip Bracket (1.6 - 2.4A)	10	MSR3D06	
Relay with Trip Bracket (2.4 - 4A)	10	MSR3D07	
Relay with Trip Bracket (4 - 6A)	10	MSR3D08	
Relay with Trip Bracket (6 - 10A)	10	MSR3D09	
Relay with Trip Bracket (8.5 - 14A)	10	MSR3D10	
Base Assembly with Pushbutton Mechanism	10	MSMD01	
Protective Cover w/o U/V	10	MSMD02	90

Spare Parts

Description	Lot Order Quantity	Reference	Unit MRP [₹]
For Direct Online Starter MF2A			
MF1 contactor with 230V	10	MSMG01	990
MF1 contactor with 360V	10	MSMG02	
MF1 contactor with 415V	10	MSMG03 ■	
Contact Kit	10	MSCG ■	490
360V (200-400V) 50Hz Coil	10	MSXGW5 ■	260
415V (260-460V) 50Hz Coil	10	MSXGN5 ■	
230V (160-260V) 50Hz Coil	10	MSXGP5	
Cover Fixing Screws	10	MSMG04	30
Pushbutton Assembly	10	MSMG05	165
For Automatic Single Phase DOL Starter Type 3CDL			
Overload Relay (3.6 - 6A)	10	MSR1B01	610
Overload Relay (6 - 9A)	10	MSR1B02	
Overload Relay (9 - 14A)	10	MSR1B03	
Overload Relay (12 - 18A)	10	MSR1B04	
Contactor with 220V Coil	10	MSMB01	740
Contactor with 240V Coil	10	MSMB02	
Contact Kit	10	MSCB	165
220V (120-240V) 50Hz Coil	10	MSXBM5 ■	
Red Pushbutton Assembly	10	MSMB03	60
Green Pushbutton Assembly	10	MSMB04	
Starter Case	10	MSMB05	90
Starter Cover	10	MSMB06	
Rubber Groumet	10	MSMB07 ■	40
For Star Delta Starters Type MWA2SD/LWA2SD			
360V (200 - 400V) Coil Assembly	10	MSXEW5	510
415V (260 - 460V) Coil Assembly	10	MSXEN5	
Stop Pushbutton Assembly	10	MSME01 ■	80
Fixed Contact	10	MSCE01 ■	330
Moving Contact	10	MSCE02 ■	
Drum Core	10	MSME02 ■	70
Finger Contact Springs	10	MSME03	50
Finger Base	10	MSME04	65
Handle Rod and Handle Centre	10	MSME05 ■	165
For TDL, TRS & TSD/A Starters			
Pushbutton Actuator Assembly for 10/40/50/75/100/125 TDL	10	MSMC02	125
Pushbutton Switch Assembly for 10 TDL	10	MSMC03	270
Start Pushbutton Assembly for 40 - 400 TSDA	10	MSMI01 ■	100
Stop Pushbutton Assembly for 40 - 400 TSDA	10	MSMI02 ■	
9 Way Terminal Block for 15 TSDA	10	MSMI03 ■	255
9 Way Terminal Block for 30 TSDA	10	MSMI04 ■	
9 Way Terminal Block for 40 - 75 TSDA	10	MSMI05 ■	630
Electronic Timer for 15 - 400 TSDA	10	MSMI06 ■	1240
Pushbutton Actuator Assembly for 15/20/30 TDL, 10/20 TRS &15/30 TSDA	10	MSMK01	290

Note:- For Spare coil, contactor, O/L relay and accessories, please see Activa pricelist separately.

■ NORMAL STOCK ITEMS

W.E.F. April 23, 2010

Schneider Electric

Selection Chart:

Standard DOL Motor Starters (Type 1 Co-ordination at 415 V)

- Fault indication features possible
- Economic in initial cost
- Chance of single phasing reduced
- No replacement of fuses
- More reliability
- No running cost

Motor Rating kW	Operational Current in A	Iq* kA	Motor Circuit Breaker	Thermal Range	Contactor
0.37	1.0	50	GV2ME05	0.63-1	LC1K06
0.55	1.5	50	GV2ME06	1-1.6	LC1K06
0.75	2.0	50	GV2ME07	1.6-2.5	LC1K06
1.1	2.5	50	GV2ME08	2.5-4	LC1K06
1.5	3.5	50	GV2ME08	2.5-4	LC1K06
2.2	5.0	50	GV2ME10	4-6.3	LC1K06
3.0	6.5	50	GV2ME14	6-10	LC1K09
4.0	8.4	50	GV2ME14	6-10	LC1K09
5.5	11.0	15	GV2ME16	9-14	LC1K12
7.5	14.8	15	GV2ME20	13-18	LC1D18
9.0	18.1	15	GV2ME21	17-23	LC1D25
11.0	21.0	15	GV2 ME22	20-25	LC1D25
15.0	28.5	10	GV2ME32	24-32	LC1D32
18.5	35.0	50	GV3P40	30-40	LC1D40A
22.0	42.0	50	GV3P50	37-50	LC1D50A
30.0	57.0	50	GV3P65	48-65	LC1D65A
37.0	69.0	15	GV3ME80	56-80	LC1D80
45.0	81.0	25	GV7RE100	60-100	LC1D95
55.0	100.0	25	GV7RE150	90-150	LC1D115
75.0	135.0	35	GV7RE150	90-150	LC1D150
90.0	165.0	35	GV7RE220	132-220	LC1F185
110.0	200.0	35	GV7RE220	132-220	LC1F225

Iq* - Rated conditional short circuit at operational voltage 415/440V

High Performance DOL Motor Starters (Type 2 Co-ordination at 415 V)

- No down time
- Fault indication features possible
- Economic in initial cost
- Chance of single phasing reduced
- No replacement of HRC fuses
- More reliability
- No running cost

Motor Rating kW	Operational Current in A	Iq* kA	Motor Circuit Breaker	Thermal Range	Contactor
0.37	1	130	GV2ME05	0.63-1	LC1D09
0.55	1.5	130	GV2ME06	1-1.6	LC1D09
0.75	2	130	GV2ME07	1.6-2.5	LC1D09
1.1	2.5	130	GV2ME08	2.5-4	LC1D09
1.5	3.5	130	GV2ME08	2.5-4	LC1D09
2.2	5	130	GV2ME10	4-6.3	LC1D09
3.0	6.5	130	GV2ME14	6-10	LC1D09
4.0	8.4	130	GV2ME14	6-10	LC1D09
5.5	11	130	GV2ME16	9-14	LC1D25
7.5	14.8	50	GV2ME20	13-18	LC1D25
9.0	18.1	50	GV2ME21	17-23	LC1D25
11.0	21	50	GV2ME22	20-25	LC1D25
15.0	28.5	35	GV2ME32	25-32	LC1D32
18.5	35	50	GV3P40	30-40	LC1D40A
22.0	42	50	GV3P50	37-50	LC1D50A
30.0	57	50	GV3P65	48-65	LC1D65A
37.0	69	70	GV7RS80	48-80	LC1D80
45.0	81	70	GV7RS100	60-100	LC1D115
55.0	100	70	GV7RS150	90-150	LC1D150
75.0	135	70	GV7RS150	90-150	LC1D150
90.0	165	70	GV7RS220	132-220	LC1F185
110.0	200	70	GV7RS220	132-220	LC1F225

Iq* Rated conditional short circuit at operational voltage 415/440 V

Selection Chart:

Standard Star Delta Motor Starters (Type 1 Co-ordination at 415 V)

- Fault indication features possible
- Economic in initial cost
- Chance of single phasing reduced
- No replacement of hrc fuses
- More reliability
- No running cost

Motor Rating kW	Operational Current in A	Iq* kA	Motor Circuit Breaker	Thermal Range	Contactor
1.5	3.5	50	GV2ME08	2.5-4	3XLC1K06
2.2	5	50	GV2ME10	4-6.3	3XLC1K06
3.0	6.5	50	GV2ME14	6-10	3XLC1K06
4.0	8.4	50	GV2ME14	6-10	3XLC1K06
5.5	11	15	GV2ME16	9-14	3XLC1K06
7.5	14.8	15	GV2ME20	13-18	3XLC1K09
9.0	18.1	15	GV2ME21	17-23	3XLC1D12
11.0	21	15	GV2ME22	20-25	3XLC1D12
15.0	28.5	10	GV2ME32	24-32	3XLC1D18
18.5	35	50	GV3P40	30-40	3XLC1D18
22.0	42	50	GV3P50	37-50	3XLC1D32
30.0	57	50	GV3P65	48-65	3XLC1D32
37.0	69	50	GV3P65	48-65	3XLC1D40A
45.0	81	25	GV7RE100	60-100	3XLC1D50A
55.0	100	25	GV7RE100	60-100	3XLC1D50A
75.0	135	35	GV7RE150	90-150	3XLC1D80
90.0	165	35	GV7RE220	132-220	3XLC1D115
110.0	200	35	GV7RE220	132-220	3XLC1D115

Iq* Rated conditional short circuit at operational voltage 415/440 V

Standard Star Delta Motor Starters (Type 2 Co-ordination at 415 V)

- No down time
- Fault indication features possible
- Economic in initial cost
- No replacement of hrc fuses
- More reliability
- No running cost

Motor Rating kW	Operational Current in A	Iq* Motor kA	Circuit Breaker	Thermal Range	Contactor
1.5	3.5	130	GV2P08	2.5-4.0	3XLC1D09
2.2	5	130	GV2P10	4-6.3	3XLC1D18
3.0	6.5	130	GV2P14	6-10	3XLC1D18
4.0	8.4	130	GV2P14	6-10	3XLC1D18
5.5	11	130	GV2P16	9-14	3XLC1D25
7.5	14.8	50	GV2P20	13-18	3XLC1D25
9.0	18.1	50	GV2P21	17-23	3XLC1D25
11.0	21	50	GV2P22	20-25	3XLC1D25
15.0	28.5	50	GV3P32	23-32	3XLC1D40A
18.5	35	50	GV3P40	30-40	3XLC1D50A
22.0	42	50	GV3P50	37-50	3XLC1D50A
30.0	57	50	GV3P65	48-65	3XLC1D65A
37.0	69	70	GV7RS80	48-80	3XLC1D80
45.0	81	70	GV7RS100	60-100	3XLC1D115
55.0	100	70	GV7RS100	60-100	3XLC1D115
75.0	135	70	GV7RS150	90-150	3XLC1D150
90.0	165	70	GV7RS220	132-220	3XLC1F185
110.0	200	70	GV7RS220	132-220	3XLC1F225

Iq* Rated conditional short circuit at operational voltage 415/440 V

Make the most of your energy

Schneider Electric India Pvt. Ltd.

Corporate Office: 9th Floor, DLF Building No. 10, Tower C, DLF Cyber City, Phase II, Gurgaon 122002 Haryana
Tel.: ++91 124 3940400 Fax: ++91 124 4222036

Chandigarh
Schneider Electric India (P) Ltd.
SCO - 13-14-15.4th Floor, Sector-34-A
Chandigarh - 160022
Tel.: 0172-5076781/82/83/84
Fax: 0172-2669043

Mumbai
Schneider Electric India (P) Ltd.
Unit No. 1141,1142 Building No. 11,
4th Floor Solitaire Corporate Park
Andheri Kurla Road,
Chakala Andheri (E), Murnbal - 400059
Tel.: 022-39404000
Fax: 022-30738800

Vadodara
Schneider Electric India (P) Ltd.
305, "Concord", 4th floor,
RC Dutt Road, Alkapuri,
Vadodara
Tel.: 0265-2359117
Fax: 0265-2353406

Coimbatore
Schneider Electric India (P) Ltd.
No. 104, 3rd Floor,
Classic Tower, Trichy Road,
Coimbatore - 641 013
Tel.: 0422-4392729/4392927
Fax: 0422-4392972

Jaipur
Schneider Electric India (P) Ltd.
Jaipur Business Centre 309,
3rd Floor Sangam Tower 190,
Church Road, Jaipur - 302001
Tel.: 0141-4002075
Fax: 0141-5108632

Pune
Schneider Electric India (P) Ltd.
2nd Floor, R.B. Business Centre
Above Dass Electronics
Sanghavi Nagar, Aundh, Pune - 411007
Tel.: 020-39404000
Fax: 020-39852600

Bangalore
Schneider Electric India (P) Ltd.
Esquire Centre Ground Floor B-Block
NO.9, M.G. Road Bangalore - 560001
Tel.: 080-39404000
Fax: 080-25582504

Nagpur
Schneider Electric India (P) Ltd.
Fortune Business Centre 6,
Vasant Vihar, W.H.C Road
Shankar Nagar, Nagpur - 440010
Tel.: 0712-2558581/ 2542218
Fax: 0712-2550070

Jamshedpur
Schneider Electric India (P) Ltd.
The Business Centre Moti Bhavan
Road No. 1 Contractor's Area,
Bistupur Jamshedpur - 831001
Tel.: 0657-2226560
Fax: 0657-2222757

Ahmedabad
Schneider Electric India (P) Ltd.
41/B & 42/A, Space House
Opp. Sri Krishna Centre, Mithakall
Six Roads, Navrangpura,
Ahmedabad - 380009
Tel.: 079 39404000
Fax: 079 26440368

Chennai
Schneider Electric India (P) Ltd.
III Iloor, DBS Westminister,
No 108/5, Dr.R.K.Salai, Mylapore
Chennai - 600004
Tel.: 044 39143200
Fax.: 044 39143214

Kolkata
Schneider Electric India (P) Ltd.
Sugam Business Park
4th & 5th Floor, Plot-J6
Block - GP, Sector-5
Salt Lake City
Kolkata - 700091
Tel.: 033 39404000
Fax: 033 30248686

Lucknow
Schneider Electric India (P) Ltd.
27/2A, First Floor, Asha Bhavan,
Gokhle Marg, Lucknow (UP)
Tel.: 0522-4006012
Fax: 0522-4006015

Secunderabad
Schneider Eleclric India (P) Ltd.
D. NO. 1-8-271, # 102,
Ashoka Bhoopal Chambers,
S.P. Road, Secunderabad - 500003
Tel.: 040-39404000
Fax: 040 39131313

Cochin
Schneider Electric India (P) Ltd.
41/408, D1, BeeJay Towers,
Above Qatar Airways, Rajaji Road
Cochin - 682035
Tel.: 0484-3048401/2/3
Fax: 0484-3048405

Vishakhapatnam
Schneider Electric India (P) Ltd.
Ratnam Executive Centre
D. No. 10-1-43, 1st Floor
Siripuram Fort, CBM Compound
Vishakapatnam - 503003
Tel.: 0891 - 6662221
Fax: 0891 -2508990

Ludhiana
Office No. 3, Fifth Floor, Novelty Plaza,
Opp Park Plaza, Bhai Wala Chowk,
Ludhiana-140001, Punjab
Tel.: 0161-4656672-75
Fax: 0161-4656671

For more information, visit our website at: www.schneider-electric.co.in

Customer Care Centre
Monday-Saturday, 9 a.m. to 8 p.m.
Toll-free numbers: 1800 180 1707, 1800 103 0011
General number: 0124 4222040
Fax number: 0124 4222042
Email: in-care@in.schneider-electric.com

- All Prices are in Indian Rupees.
- Prices are subject to change without notice.
- Prices charged will be as prevailing on the date of dispatch.
- Maximum Retail Price (MRP) is inclusive of all taxes.

Distributor