Price List

Power Control and Protection Products

With effect from February 01, 2013



Schneider Electric

Total leadership

> Innovative > Reliable > Simple

Power Control and Protection

* More than 85 year of continuing innovation

EasyPact TVS



TeSys Starter Solutions



Industrial Starters



TeSys T Motor Management System



K Contactors



TeSys U Compact Motor Starter



D Contactors



F Contactors



Electronic Motor Protection Relays



Bar Contactors



LR Thermal Relays



Switches/ Fuse Disconnector



GV7 Circuit Breakers



GV2 Circuit Breakers



GV3 Circuit Breakers



Price List

Contents

EasyPact TVS

- EasyPact TVS Power Contactors 2
- EasyPact TVS Control Relays 2
- EasyPact TVS Thermal Overload Relay 3
- EasyPact TVS Contactor Accessories 3
- EasyPact TVS Motor Protection Circuit Breaker 3

Activa Power Contactor

- Power Contactor 4
- Overload Relay 4

TeSys K

- TeSys K Control Relays 6
- TeSys K Power Contactors 6
- TeSys K Reversing Contactors 6
- TeSys K Accessories for Contactors 7
- TeSys K Thermal Overload Relays 7

TeSys D

- TeSys D Control Relays 8
- TeSys D Power Contactors (3 Pole) 8
- TeSys D Low Consumption Contactors 8
- TeSys D Power Contactors (4 Pole) 9
- TeSys D Capacitor Duty Contactors 9
- TeSys D - Accessories 10
- TeSys D Spare Coils AC/DC 11
- TeSys D Thermal/Electronic Overload Relays 12

TeSys F

- TeSys F Power Contactors 13
- TeSys Vacuum Contactors 14
- TeSys F - Accessories 14
- TeSys F Spare Coils AC/DC 14
- TeSys F Electronic Overload Relays 15

TeSys MPCB

- TeSys Motor Circuit Breakers 18
- TeSys Motor Circuit Breakers Accessories 19

TeSys Switches

- TeSys Vario Switch Disconnectors and Accessories 20

TeSys Intelligent products

- TeSys T and TeSys U Motor Management System 23

Starters

- Jeevan and TE Start Motor Starters and Spares 25
- TeSys D.O.L. Starters 26

Selection Chart

- Selection Chart for EasyPact TVS DOL (Type 2 Coordination with Fuse) 28
- Selection Chart for EasyPact TVS Star Delta (Type 2 Coordination with Fuse) 28
- Selection Chart for Standard D.O.L. Motor Starters (Type 1 Coordination with MPCB at 415V) 29
- Selection Chart for High Performance D.O.L. Motor Starters (Type 2 Coordination with MPCB at 415V) . . . 29
- Selection Chart for Standard Star Delta Motor Starters (Type 1 Coordination with MPCB at 415V) . . . 30
- Selection Chart for High Performance Star Delta Motor Starters (Type 2 Coordination with MPCB at 415V) . . . 30

EasyPact TVS NEW

The Easy choice for **simplicity** and **flexibility**

- 3 Pole Power Contactor
- Thermal Overload Relay
- Motor Protection Circuit Breaker
- Accessories



Schneider Electric

Power Contactors LC1E (3 Pole AC Control)



- Conformance to IEC 60947-4-1, CE Marking
- Current Rating: 6A to 300A
- Safety & Reliability
- Type 2 co-ordinations available with Fuse and MPCB.
- Ambient Temperature upto 60°C.

[Ie] Rated Operational Current		Motor Power at 415 V, 3Ph, 50Hz		Auxiliary Contacts		Reference	Unit MRP [₹]
AC-1	AC-3	hp	kW	NO	NC		
20 A	6 A	3	2.2	-	1	LC1E0601* ☑	750
				1	-	LC1E0610* ☑	
25 A	9 A	5.5	4	-	1	LC1E0901* ☑	765
				1	-	LC1E0910* ☑	
25 A	12 A	7.5	5.5	-	1	LC1E1201* ☑	865
				1	-	LC1E1210* ☑	
32 A	18 A	12	9	-	1	LC1E1801* ☑	975
				1	-	LC1E1810* ☑	
36A	25 A	15	11	-	1	LC1E2501* ☑	1440
				1	-	LC1E2510* ☑	
50 A	32 A	20	15	-	1	LC1E3201* ☑	2910
				1	-	LC1E3210* ☑	
50 A	38 A	25	18.5	-	1	LC1E3801* ☑	3760
				1	-	LC1E3810* ☑	
60 A	40 A	29	22	1	1	LC1E40* ☑	4260
70 A	50 A	34	25/30	1	1	LC1E50*	5600
80 A	65 A	50	37	1	1	LC1E65* ☑	7695
110A	80 A	60	45	1	1	LC1E80* ☑	9330
120 A	95 A	60	45	1	1	LC1E95* ☑	11035
150 A	120 A	75	55	1	1	LC1E120*	13165
200 A	160 A	120	90	1	1	LC1E160*	17300
250 A	200 A	150	110	-	-	LC1E200*	25025
300 A	250A	175	132	-	-	LC1E250*	29110
320 A	300 A	215	160	-	-	LC1E300*	35505

Control Relays CAE

Auxiliary Contacts		Reference	Unit MRP [₹]
NO	NC		
4	0	CAE40*	875
3	1	CAE31*	
2	2	CAE22*	

While ordering a Contactor and Control Relays, please specify Reference and coil voltage

* VOLTAGE	24	110	220	240	415
Standard contactor	B5	F5	M5	U5	N5
Wide band coil contactor	-	-	M5WB	-	N5WB

Non Standard Voltage/code: 48 VAC/E5, 380 VAC/Q5, 440 VAC/R5
Please add ₹ 85/- while ordering Contactors with Non Standard Voltages.
Please add ₹ 85/- for wide band coil contactor from 9A to18A (65% Uc 120%) & ₹110/- for 25A to 38A (70% Uc 120%)

Please contact Customer Care Center for Stockable and Non stockable status of references.

☑ NORMAL STOCK ITEMS

W.E.F. February 01, 2013

EasyPact TVS NEW

Thermal Overload Relay



- Conformance to IEC 60947-4-1, CE Marking
- Trip Class: 10A

Thermal Protection Adjustment Range	For Use with Contactor	Reference	Unit MRP [₹]
LRE			
0.1...0.16 A	E06...E38	LRE01	1190
0.16...0.25 A	E06...E38	LRE02	
0.25...0.4 A	E06...E38	LRE03	
0.4...0.63 A	E06...E38	LRE04	
0.63...1 A	E06...E38	LRE05 ☑	
1...1.6 A	E06...E38	LRE06 ☑	
1.6...2.5 A	E06...E38	LRE07 ☑	
2.5...4 A	E06...E38	LRE08 ☑	
4...6 A	E06...E38	LRE10 ☑	
5.5...8 A	E09...E38	LRE12 ☑	
7...10 A	E09...E38	LRE14 ☑	
9...13 A	E12...E38	LRE16 ☑	
12...18 A	E18...E38	LRE21 ☑	1360
16...24 A	E25...E38	LRE22 ☑	1645
23...32 A	E25...E38	LRE32 ☑	2170
30...38 A	E38	LRE35 ☑	2585
17...25 A	E40...E95	LRE322	2590
23...32 A	E40...E95	LRE353	
30...40 A	E40...E95	LRE355	
37...50 A	E50...E95	LRE357 ☑	
48...65 A	E65...E95	LRE359	3500
55...70 A	E80...E95	LRE361	3790
63...80 A	E80...E95	LRE363	3815
80...104 A	E95	LRE365	
58...81 A	E120...E300	LRE480	7460
62...99 A	E120...E300	LRE481	
84...135 A	E120...E300	LRE482	
124...198 A	E160...E300	LRE483	
146...234 A	E200...E300	LRE484	
174...279 A	E250...E300	LRE485	
208...333 A	E300	LRE486	8140

Note: For separate mounting block, for LRE

- For LRE01…LRE35 – terminal block for clip-on Mounting LAEB1 Unit MRP: ₹ 380
- For LRE322…LRE365 – terminal block for clip-on Mounting LAEB3 Unit MRP: ₹ 1160

Accessories

For Use With Type LC1E	Control Circuit Voltage	Mounting	Reference	Unit MRP [₹]
Add-on Blocks and Star Delta Timer Blocks				
LC1E06...E300		Front	LAEN11 ☑	205
			LAEN20 ☑	
			LAEN02 ☑	
			LAEN22 ☑	360
LC1E25..E300			LAETSD ☑	1665

Accessories

For Use with Type LC1E	Control Circuit Voltage	Reference	Unit MRP [₹]
Surge Suppressors			
LC1E06...E95	24..48 V AC	LAERCE	On Request
LC1E06...E95	50..127 V AC	LAERCG	
LC1E06...E95	110..240 V AC	LAERCU	
LC1E06...E95	380..415 V AC	LAERCN	
Mechanical Interlock Blocks			
LC1E06..E65		LAEM1	375
LC1E80/E95		LAEM4	1460
LC1E120..E160		LAEM5	2385
LC1E200/E250		LAEM6	2600
LC1E300		LAEM7	3085

Spare Coils

Contactor	Reference	Unit MRP [₹]
LC1E06…E18	LAEX1**	600
LC1E25	LAEX12**	
LC1E32/E38	LAEX2**	795
LC1E40/E65	LAEX3**	1185
LC1E80/E95	LAEX4**	1390
LC1E120/E160	LAEX5**	1780
LC1E200/E250	LAEX6**	2170
LC1E300	LAEX7**	2360

**CODE	F5	M5	N5
VOLTAGE	110	220	415

Note: Please add ₹ 85/- while ordering coil with Non Standard Voltages.

EasyPact TVS Motor Protection Circuit Breaker



- Conforming to IEC 60947-2-3-4
- CE Marking
- Breaking Capacity up to 100 kA

Breaking Capacity at 415 V 50 Hz	Motor Power AC3** KW	hP	Thermal Protection Adjustment Range	Reference	Unit MRP [₹]
GZ1-E Thermal Magnetic- With Pushbutton control					
100 kA	-	-	0.1 - 0.16	GZ1E01	2240
	0.06	-	0.16 - 0.25	GZ1E02	
	0.09	-	0.25 - 0.40	GZ1E03	
	0.18	-	0.40 - 0.63	GZ1E04	2540
	0.37	0.5	0.63 – 1.0	GZ1E05	
	0.55	0.75	1.0 – 1.6	GZ1E06	2550
	0.75	1	1.6 – 2.5	GZ1E07	
	1.1	2	2.5 – 4	GZ1E08	2640
	2.2	3	4 – 6.3	GZ1E10	
	3	5.5	6 – 10	GZ1E14	2660
10 kA	5.5	7.5	9 – 14	GZ1E16	3080
	7.5	10	13 – 18	GZ1E20	3310
	9	12.5	17 – 23	GZ1E21	3660
	11	15	20 – 25	GZ1E22	3810
	15	20	24 - 32	GZ1E32	6985

Accessories for Motor Protection Circuit Breaker

Description		Reference	Unit MRP [₹]
Side Contact	NO+NC	GZ1AN11	635
	NO+NO	GZ1AN20	795

Please contact Customer Care Center for Stockable and Non stockable status of references.

☑ NORMAL STOCK ITEMS

W.E.F. February 01, 2013

Schneider Electric

• Conformance to IEC 60947- 4- 1, IS 13947

Power Contactors AV1 (Activa)

[Ie] Rated Operational Current		Motor Power at 415 V, 3Ph, 50Hz		Auxiliary Contacts		Reference	Unit MRP [₹]
AC-1	AC-3	hp	kW	NO	NC		
600 A	400 A	300	220	2	2	AV140022* ☑	39570
750 A	550 A	364	270	4	4	AV155044*	56575
800 A	630 A	502	375	4	4	AV163044*	73120

While ordering a Contactor, please specify Reference and coil voltage

* VOLTAGE	24	110	220	240	415
Standard contactor	B5	F5	M5	U5	N5

Note:
- Non Standard Voltage/code: 48 VAC/E5, 380 VAC/Q5, 440 VAC/R5
- Please add ₹ 85/- while ordering Contactors with Non Standard Voltages.

Thermal Protection Adjustment Range	For Use with Contactor	Reference	Unit MRP [₹]
AVR (Activa)			
259...414A	AV1400...550	AVR387	8955
321...513A	AV1400...550	AVR388	
394...630A	AV1550...630	AVR389	

Note:
- AVR (Activa) relays can only be used with activa contactors.

Please contact Customer Care Center for Stockable and Non stockable status of references.

☑ NORMAL STOCK ITEMS

W.E.F. February 01, 2013

Lead
Your Efficiency
With TeSys >>



Control Relays - K model (AC & DC Control)



- Conformity to International Standards – IEC, UL, CSA
- Inbuilt 4 auxiliary contacts
- 10A thermal rating , AC/DC and DC low consumption coils available

No of Poles	AC Control Reference	Unit MRP [₹]	DC Control Reference	Unit MRP [₹]	DC low consumption Reference (1) (2) (3)	Unit MRP [₹]
2NO + 2NC	CA2KN22*	1005	CA3KN22**	1300	CA4KN22***	1515
3NO + 1NC	CA2KN31*		CA3KN31**		CA4KN31***	
4NO + 0NC	CA2KN40*		CA3KN40**		CA4KN40***	

(1) Compatible with PLC outputs
(2) Wide range coil (0.7...1.25Uc), suppressor fitted as standard
(3) 2 pole auxiliary contact block can be mounted additionally

Power Contactors - K model (3 Pole AC & DC Control)



- Conformity to International Standards – IEC, UL, CSA
- Power contactors from 6 to 16 Amps in AC-3 duty, AC/DC coils
- 1NO or 1NC inbuilt auxiliary contact

[Ie] Rated Operational Current (A)	Motor Power (kW)	Auxiliary Contacts	AC Control Reference	Unit MRP [₹]	DC Control Reference	Unit MRP [₹]
6	3	1 NC	LC1K0601*	825	LP1K0601**	1135
		1 NO	LC1K0610*		LP1K0610**	
9	5.5	1 NC	LC1K0901*	885	LP1K0901**	1290
		1 NO	LC1K0910*		LP1K0910**	
12	7.5	1 NC	LC1K1201*	990	LP1K1201**	1410
		1 NO	LC1K1210*		LP1K1210**	
16	10	1 NC	LC1K1601*	1105	-	-
		1 NO	LC1K1610*		-	-

Reversing Contactors - K model



- Conformity to International Standards – IEC, UL, CSA
- Reversing contactors from 6 to 16 Amps in AC-3 duty , 3 pole versions AC/DC coils
- 1NO or 1NC inbuilt auxiliary contact

[Ie] Rated Operational Current (A)	Motor Power (kW)	Auxiliary Contacts	AC Control Reference	Unit MRP [₹]
6	3	1 NC	LC2K0601*	2505
		1 NO	LC2K0610*	
9	5.5	1 NC	LC2K0901*	2670
		1 NO	LC2K0910*	
12	7.5	1 NC	LC2K1201*	2770
		1 NO	LC2K1210*	
16	10	1 NC	LC2K1601*	2970
		1 NO	LC2K1610*	

Coil Voltage Code

Type	Voltage	24	48	72	110	220	415
AC*	CA2KN, LC1-K06 to K16, 50/60Hz	B7	-	-	F7	M7	N7
	LC2-K06 to K16 , 50/60Hz	-	-	-	F7	M7	N7
DC**	CA3KN, LP1-K06 to K12	BD	-	-	FD	MD	-
DC low consumption***	CA4KN	BW3	EW3	SW3	-	-	-

Note: For ordering contactors with other coil voltages & frequencies, please add ₹ 135/- to the unit MRP of the standard contactor of the same rating.

Please contact Customer Care Center for Stockable and Non stockable status of references.

☑ NORMAL STOCK ITEMS

W.E.F. February 01, 2013

Accessories - K Model

Description	Contacts	Reference	Unit MRP [₹]
Add On Blocks			
Control Relays/Contactors			
Auxiliary contact block TeSys	0 NO + 2 NC	LA1KN02	245
	1 NO + 1 NC	LA1KN11 ☑	
	2 NO + 0 NC	LA1KN20	
	0 NO + 4 NC	LA1KN04	390
	1 NO + 3 NC	LA1KN13	
	2 NO + 2 NC	LA1KN22 ☑	
	3 NO + 1 NC	LA1KN31	
	4 NO + 0 NC	LA1KN40	
On Delay Electronic timers - 24...48 V AC/DC, 1...30 s		LA2KT2E (1)	1310
On Delay Electronic timers - 110...240 V AC, 1...30 s		LA2KT2UA(1)	
Suppressor module - RC circuit - 220..250 V AC		LA4KA1U*	480
Suppressor module - varistor - 130..250 V AC/DC		LA4KE1UG*	
Suppressor module - varistor - 50..129 V AC/DC		LA4KE1FC*	

* Lot Size 5
(1) Front mounted with common point changeover contact.

Thermal Overload Relays - LR2-K Model (Direct Mounting)



- Conformity to International Standards – IEC, UL, CSA
- Range available - upto 0.1A to 16A
- Direct mounting on contactors is possible upto 16A

Thermal Protection Adjustment Range	For Use With	Reference*	Unit MRP [₹]
0.11...0.16 A	LC1K, LP1K, LP4K, LP2K, LC2K	LR2K0301	1275
0.16...0.23 A		LR2K0302	
0.23...0.36 A		LR2K0303	
0.36...0.54 A		LR2K0304	
0.54...0.8 A		LR2K0305	
0.8...1.2 A		LR2K0306	
1.2...1.8 A		LR2K0307	
1.8...2.6 A		LR2K0308	
2.6...3.7 A		LR2K0310	
3.7...5.5 A		LR2K0312	
5.5...8 A		LR2K0314	
8...11.5 A		LR2K0316	
10...14 A		LR2K0321	1370
12...16 A		LR2K0322	

*** Note:** Terminal Block for Clip-on Mounting LA7-K0064 Unit MRP ₹ 445/-

Please contact Customer Care Center for Stockable and Non stockable status of references.

☑ NORMAL STOCK ITEMS

W.E.F. February 01, 2013

TeSys D Control Relays



- Conformity to International standards - IEC, UL, CSA, CE
- Up to 5 inbuilt auxiliary contacts
- High temperature limits.

No of Poles	AC Control Reference	Unit MRP [₹]	DC Control Reference	Unit MRP [₹]	DC low consumption Reference (1) (2) (3)	Unit MRP [₹]
3NO+2NC	CAD32*	970	CAD32**	1500	CAD32***	1790
5NO+0NC	CAD50*		CAD50**		CAD50***	

(1) Compatible with PLC outputs
(2) Wide range coil (0.7...1.25Uc), suppressor fitted as standard
(3) 2 pole auxiliary contact block can be mounted additionally

Power Contactors - D Model (3 Pole AC & DC Control)



- Conformity to International Standards – IEC, UL, CSA, CE
- 9-150 Amps, 3 and 4 pole versions, AC/DC coils
- High temperature limits
- Different levels of power and control contacts
- Inbuilt 1 NO + 1 NC auxiliary contacts
- High electrical life
- Fuse-less Type 2 Coordination Charts available

[Ie] Rated Operational Current AC1	AC3 Duty (Long Life)			AC3 Duty (Normal Life)			Auxiliary Contacts	AC Control Reference	Unit MRP [₹]	DC Control Reference	Unit MRP [₹]
	kW	hP	A	kW	hP	A					
25	4	5.5	9	5.5	7.5	12	1 NO + 1 NC	LC1D09* ☑	975	LC1D09** ☑	1495
	5.5	7.5	12	9	12.5	18	1 NO + 1 NC	LC1D12* ☑	1085	LC1D12** ☑	1615
32	9	12.5	18	11	15	25	1 NO + 1 NC	LC1D18* ☑	1235	LC1D18** ☑	2110
40	11	15	25	15	20	32	1 NO + 1 NC	LC1D25* ☑	1540	LC1D25** ☑	2690
50	15	20	32	22	30	40	1 NO + 1 NC	LC1D32* ☑	3195	LC1D32** ☑	5730
	18.5	25	38	-	-	-	1 NO + 1 NC	LC1D38* ☑	4840	LC1D38** ☑	6625
60	22	30	40	-	-	-	1 NO + 1 NC	LC1D40A* ☑	5230	LC1D40A**	7160
80	25	35	50	-	-	-	1 NO + 1 NC	LC1D50A* ☑	6090	LC1D50A**	8990
80	37	50	65	-	-	-	1 NO + 1 NC	LC1D65A* ☑	8440	LC1D65A**	10355
125	45	60	80	55	75	105	1 NO + 1 NC	LC1D80* ☑	10730	LC1D80**	12880
	45	60	95	55	75	110	1 NO + 1 NC	LC1D95*	13075	LC1D95**	15560
250	59	80	115	-	-	-	1 NO + 1 NC	LC1D1156*	15950	LC1D1156**	16075
	80	110	150	-	-	-	1 NO + 1 NC	LC1D1506* ☑	21035	LC1D1506**	21660

DC Low Consumption Contactors (3 Pole)

[Ie] Rated Operational Current AC1	Motor Power (Long Life) AC3			Motor Power (Normal Life) AC3			Auxiliary Contacts	Reference	Unit MRP [₹]
	kW	hP	A	KW	hP	A			
25	4	5.5	9	5.5	7.5	12	1 NO + 1 NC	LC1D09**** ☑	1945
	5.5	7.5	12	9	12.5	18	1 NO + 1 NC	LC1D12**** ☑	2025
32	9	12.5	18	11	15	25	1 NO + 1 NC	LC1D18**** ☑	2350
40	11	15	25	15	20	32	1 NO + 1 NC	LC1D25**** ☑	4085
50	15	20	32	22	30	40	1 NO + 1 NC	LC1D32**** ☑	6665

Coil Voltage Code

Type	Voltage	24	48	72	110	220	415
AC*	CAD, LC1-D09..to D38, D40A, 50A ,65A & D150 50/60Hz	B7	-	-	F7	M7	N7
	LC1-D80..to D95 & D115 50Hz	B5	-	-	F5	M5	N5
DC**	LC1-D09..to D38, D40A, 50A , 65A, 80 , 95, 115 & D150	BD	-	-	FD	MD	-
DC Low Consumptions***	CAD	BL	-	-	FL	ML	-
DC Low Consumption****	LC1D09...D32	BL	EL	SL	-	-	-

For ordering contactors with other coil voltages & frequencies, please add ₹ 135/- to the unit MRP of the Standard Contactor for the same rating.
For additional auxiliary block, timers & other accessories, please see page 10 and page 11

Please contact Customer Care Center for Stockable and Non stockable status of references.

☑ NORMAL STOCK ITEMS

W.E.F. February 01, 2013

Power Contactors - D Model (4 Pole AC & DC Control)



- Conformity to International Standards – IEC, UL, CSA, CE
- 20A to 250A AC1 Rating
- In-built 1NO+1NC auxiliary contact
- High Temparature limits

[Ie] Rated Operational Current AC1	Poles Composotion	AC control Reference	Unit MRP [₹]	DC control Reference	Unit MRP [₹]
20	4NO	LC1DT20*	1220	LC1DT20**	1470
	2NO+2NC	LC1D098*	1370	LC1D098**	1870
25	4NO	LC1DT25*	1350	LC1DT25**	2030
	2NO+2NC	LC1D128*	1650	LC1D128**	2685
32	4NO	LC1DT32*	1410	LC1DT32**	2415
	2NO+2NC	LC1D188*	1800	LC1D188**	3145
40	4NO	LC1DT40*	2160	LC1DT40**	3790
	2NO+2NC	LC1D258*	2745	LC1D258**	5000
60	4NO	LC1DT60A*	4895	LC1DT60A**	6210
	2NO+2NC	LC1D40008*	8525	LP1D40008**	9170
80	4NO	LC1DT80A*	8510	LC1DT80A**	10670
	2NO+2NC	LC1D65008*	11540	LP1D65008**	12860
125	4NO	LC1D80004*	11735	LP1D80004**	14465
	2NO+2NC	LC1D80008*	12730	LP1D80008**	16345
250	4NO	LC1D1150046*	18935	LC1D1150046**	20330

Coil Voltage Code

	VOLTAGE	24	110	220	415
AC*	LC1-DT20 to DT40 & LC1-D09 to D25 50/60Hz	-	F7	M7	N7
	LC1-DT60A & DT80A	B7	F7	M7	N7
	LC1D400 - D800, D115 50Hz	-	F5	M5	N5
DC**	LC1DT20...DT40, LC1-DT60A & DT80A & LC1D09...D80, D115 and LP1D650 -- LP1D800	BD	FD	MD	-

Note: For ordering contactors with other coil voltages & frequencies, please add ₹ 135/- to the unit MRP of the standard contactor of the same rating.

Capacitor Duty Contactors (AC Control)



- Special Contactors designed for switching 3Phase capacitors
- Conformity to IEC Standards
- Current limitation by the inbuilt damping resistors
- 1NO + 1NC inbuilt auxiliary contact

Nominal Reactive Power 440 V	Auxiliary Contacts	Reference	Unit MRP [₹]
LC1-D●K - with Damping Resistors & Block of Early Make poles			
12.5 kVar	1 NO + 1 NC	LC1DFK11* ☑	2285
	2 NC	LC1DFK02*	
16.7 kVar	1 NO + 1 NC	LC1DGK11*C	3235
	2 NC	LC1DGK02*C	
20 kVar	1 NO + 1 NC	LC1DLK11*	3770
	2 NC	LC1DLK02*	
25 kVar	1 NO + 1 NC	LC1DMK11*C	4190
	2 NC	LC1DMK02*C	
33.3 kVar	1 NO + 2 NC	LC1DPK12*C	9020
40 kVar	1 NO + 2 NC	LC1DTK12*C	12535
60 kVar	1 NO + 2 NC	LC1DWK12*C	14260

* Coil Voltage Code

VOLTAGE	110	220	415
LC1-DFK ... DMK 50/60Hz	F7	M7	N7
LC1DPK ....DWK 50HZ	F5	M5	N5

Note: For ordering contactors with other coil voltages & frequencies, please add ₹ 135/- to the unit MRP of the standard contactor of the same rating.

Please contact Customer Care Center for Stockable and Non stockable status of references.

☑ NORMAL STOCK ITEMS

W.E.F. February 01, 2013

Accessories - For D Model Contactors

Description		Contacts	Reference	Unit MRP [₹]
Add On Blocks				
Additional instantaneous auxiliary contact blocks	Front Mounted	1 NO	LADN10*	145
		1 NC	LADN01*	
		1 NO+1NC	LADN11 ☑	290
		2 NO	LADN20 ☑	
		2 NC	LADN02	
		2 NO+2NC	LADN22 ☑	495
		4 NC	LADN04	
		4 NO	LADN40 ☑	
		1 NO+3NC	LADN13	
		3 NO+1NC	LADN31 ☑	
	Side Mounted (1)	1 NO+1NC	LAD8N11	670
		2 NO	LAD8N20	
Pneumatic timer blocks front mounted	ON delay	1 NO+1NC 0.1..3s	LADT0	1650
		1 NO+1NC 0.1..30s	LADT2	
		1 NO+1NC 10..180s	LADT4	
		1 NO+1NC 1..30s (2)	LADS2 ☑	1790
	OFF delay	1 NO+1NC 0.1 ..3s	LADR0	1650
		1 NO+1NC 0.1 ..30s	LADR2 ☑	
		1 NO+1NC 10..180s	LADR4	
Set of shins to be used with 4 pole contactors			LA9D511	685

(1) Suitable for mounting on D Model range AC Coil Contactors and Control Relays only

(2) With Switching time of 40 ms between opening of the NC contact and closing of the NO contact recommended for Star - Delta Starters

* Suitable for 80 Amps, 95A & Model F Contactors only

Description	Time Delay Range	Timer Type	Reference	Unit MRP [₹]
On delay timer (1) (2)	15...30 s	On delay	LA4DT2U	2015
On delay timer (1) (2)	0.1...2 s	On delay	LA4DT0U	
On delay timer (1) (2)	25...500 s	On delay	LA4DT4U	
Off-delay timing relay with control contact - 24 V AC/DC	0.1...10 s	Off Delay	RE8RA11B	3212
Off-delay timing relay with control contact 110 V - 240 V AC	0.1...10 s	Off Delay	RE8RA11FU	
Off-delay timing relay with control contact - 24 V AC/DC	3...300 s	Off Delay	RE8RA21B	
Off-delay timing relay with control contact 110 V - 240 V AC	3...300 s	Off Delay	RE8RA21FU	
Relay interface module - 24V DC (1) (2)	-	-	LA4DFB	1860

(1) For LC1 D09...38A (3P, AC coils only) add mounting adaptor LAD4BB - MRP ₹ 415/- and for LC1 D40A...65A (3P, AC coils only), add mounting adaptor LAD4BB3 - MRP ₹ 935/-.

(2) For LC1D80...150 (3P), direct mounting, for 100-250 V AC Coils only.

Mounting Location	For Use With Contactor	Reference	Unit MRP [₹]
For D Model Mechanical Latch Blocks			
Front, Clip-on	LC1 D09...D38 (∿ or ⎓) LC1 DT20...DT40 (∿ or ⎓) LC1 D40A...D65A (3P ∿ or ⎓) LC1DT60A AND DT80A (4P ∿ or ⎓)	LAD6K10*	2430
	LC1 D80...D150 (3P ∿) LC1 D80 AND D115 (3 P ⎓) LC1 D80 (4 P ∿) LC1 D80 AND D115 (4 P ∿) LP1 D80 AND LC1 D115 (4 P ⎓)	LA6DK20*	2545

* Replace by Voltage Code (AC 50/60 Hz / DC)

Note: For ordering Mechanical Latch Block with other coil voltages, please add Rs. 135/- to the unit MRP of the standard reference

*Coil Voltage Code

VOLTAGE (AC/DC)	24	42/48	110/127	220/240	380/415
Code	B	E	F	M	Q

Please contact Customer Care Center for Stockable and Non stockable status of references.

☑ NORMAL STOCK ITEMS

W.E.F. February 01, 2013

Accessories - D Model

For use with contactor	Reference	Unit MRP [₹]
Mechnical interlock		
LC1D09..D38 , LC1DT20..DT40	LAD9V2 (1)	375
LP1D 40..65, LC1D80..95	LA9D4002	1760
LP1D 80	LA9D8002	2660
LC1D115.. 150	LA9D11502	2695
Ready made reversing kit		
LC1D09..D38	LAD9R1 (2)	540
	LAD9R1V (3)	750

(1) Reference only of mechanical interlock (For mechanical strength use mounting clip LAD9V17, when using only mechanical interlock. Price available on request)
(2) Set of power connections with mechanical interlock.
(3) Set to power connections with mechanical and electrical interlock.

Description	Fixing	Reference	Unit MRP [₹]
For Contactors (D40A, 50A, 65A , DT60A & DT80A)			
Mechnical Interlock	Clip - On	LAD4CM	765
Varistor (24...48 V)		LAD4V3E	650
Varistor (110...240 V)		LAD4V3U	
RDOL kit		LAD9R3	1750
Allenkey	-	LADALLEN4	920
RC circuit (110...240 V)	Clip - On	LAD4RC3U	375

Spare coils D model

Product Compatibility	Reference	Unit MRP [₹]
AC Coils		
CAD, LC1-D09...D38, DT20..40	LXD1*	645
LC1D40A, D50A, D65A & LC1DT60A, DT80A	LXD3*	1760
D80 & D95 (3P & 4P)	LX1D6*	1865
LC1 - D115	LX1D8*	2760
LC1-D150	LX1D8*	3610
DC Coils		
LC1-D80-D95	LX4D7**	5560
LC1-D115, D150	LX4D8**	6120

Note: For ordering coils with other voltages and frequencies, please add ₹ 135/- to the unit MRP of the respective standard coil.

Coil Voltage Code

TYPE	VOLTAGE (V)	24	110	220	415
AC*	CAD, LC1-D09...D38, DT20..40,LC1 - D150,LC1D40A, D50A, D65A & LC1DT60A, DT80A	-	F7	M7	N7
	D80 & D95 (3P & 4P), LC1 - D115	-	F5	M5	N5
DC**	LC1-D80, LC1-D115, D150	BD	FD	MD	-

Description	For Use With	Reference	Unit MRP [₹]
For Contactor D115/150			
Arc chamber - 3P	LC1D1156	LA5D11550	3170
Arc chamber - 3P	LC1D1506	LA5D15050	3170
Contacts set - 3P	LC1D1156	LA5D1158031	8380
Contacts set - 3P	LC1D1506	LA5D150803	8690
Contacts set - 4P	LC1D1150046	LA5D115804	11560

Product Compatibility	Fixing	Control Circuit Voltage	Suppressor Type	Reference	Unit MRP [₹]
Coil Suppressor Modules					
LC1-D12...D25 (4P)	Clip-on	24...48 V AC	RC Circuit AC	LA4DA1E	605
LC1-D12...D25 (4P)		110...240 V AC	RC Circuit AC	LA4DA1U	
LC1-D12 & D25 (4P)		12...250 V DC	Diode DC	LA4DC1U	
LC1-D12...D25 (4P)		24...48 V AC/DC	Varistor AC/DC	LA4DE1E	
-		110...250 V AC/DC	Varistor AC/DC	LA4DE1U	
LC1D09...D38, LC2D09...D38, LC1DT20...DT40, LC2DT20...DT40 (3P)		24...48 V AC	Varistor AC/DC	LAD4VE	650
		24...48 V AC 400 Hz	RC Circuit AC	LAD4RCE	
		50...127 V AC 200 Hz	RC Circuit AC	LAD4RCG	585
		110...240 V AC 100 Hz	RC Circuit AC	LAD4RCU ☑	650
		110...250 V AC	Varistor AC/DC	LAD4VU	
LC1D80, LC1D95, LC2D80, LC2D95 (3P) LC2D80 (4P), LC1D40008, LC1D65008	Screw	24...250 V DC	Diode DC	LA4DC3U	605
LC1D80...D115, LC2D80...D115 (3P) LC1D80...D115, LC2D80...D115 (4P)		24...48 V AC	Varistor AC/DC	LA4DE2E	
		110...250 V AC	Varistor AC/DC	LA4DE2U	
LC1D80...D150, LC2D80...D150 (3P) LC1D4008, LC1D65008, LC1D115, LC2D40...D115 (4P)		24...48 V AC 400 Hz	RC Circuit AC	LA4DA2E	
		50...127 V AC 200 Hz	RC Circuit AC	LA4DA2G	970
		110...240 V AC 100 Hz	RC Circuit AC	LA4DA2U	605
		380...415 V AC 150 Hz	RC Circuit AC	LA4DA2N	970
LC1D80...D95, LC2D80...D95, (3P) LC1D80, 4 poles LC2D80 (4P)		24...48 V DC	Varistor AC/DC	LA4DE3E	605
		110...250 V DC	Varistor AC/DC	LA4DE3U	

Please contact Customer Care Center for Stockable and Non stockable status of references.

☑ NORMAL STOCK ITEMS

W.E.F. February 01, 2013

Thermal Overload Relays - D Model



- Conformity to International Standards – IEC, UL, CSA
- Range available - 0.1A to 104 A
- Direct mounting on contactors is possible upto 95A
- Higher operating temperature
- Tripping class 10A & 20A available

Thermal Protection Adjustment Range	For Use With	Reference*	Unit MRP [₹]
LR-D Model (Direct Mounting)			
0.1...0.16 A	GV2L03, LE03, LC1D09...LC1D38	LRD01	1350
0.16...0.25 A		LRD02	
0.25...0.4 A		LRD03	
0.4...0.63 A		LRD04	
0.63...1 A		LRD05 ☑	
1...1.6 A		LRD06 ☑	
1.6...2.5 A		LRD07 ☑	
2.5...4 A		LRD08 ☑	
4...6 A		LRD10 ☑	
5.5...8 A		LRD12 ☑	
7...10 A		LRD14 ☑	1360
9...13 A		LRD16 ☑	
12...18 A		LRD21 ☑	1655
16...24 A	GV2L22, LC1D25...D38	LRD22 ☑	1655
23...32 A	LC1D25...LC1D38, LC1D32	LRD32 ☑	2665
30...38 A	LC1D32, LC1D38	LRD35	
23...32 A	LC1D40A...D65A	LRD332	2725
	LC1D80...LC1D95	LRD3353	
30...40 A	LC1D40A...D65A	LRD340	
30...40 A	LC1D80...LC1D95	LRD3355	
37...50 A	LC1D40A...D65A	LRD350 ☑	3385
	LC1D80...LC1D95	LRD3357	3500
48...65 A	LC1D40A...D65A	LRD365	4290
48...65 A	LC1D80...LC1D95	LRD3359	
63...80 A	LC1D65...LC1D95	LRD3363	4730
80...104 A	LC1D80, LC1D95	LRD3365	5655

Note:

- *For LRD01...LRD35 - Terminal Block for clip-on Mounting LAD-7B106 Unit MRP: ₹ 310/-
- *For LRD33** - Terminal Block for clip-on Mounting LA7D3064 ☑ Unit MRP: ₹ 1010/-
- For LRD332, LRD340, LRD350 & LRD365 - Connection block for separate mounting LAD 96560 Unit MRP: ₹ 1155/-
- The LRD relays can be used for AC or DC current up to 104 Amps
- For long starting, Class 20 relays are available on request.
- Device for remote tripping and electrical reset is available on request.

Electronic Relays - D Model



- Conformity to International Standards – IEC, UL, CSA
- Higher operating temperature up to 55ºC
- Tripping class selectable on product
- Manual & auto reset is possible

Thermal Protection Adjustment Range	For Use With	Reference	Unit MRP [₹]
LR97D Electronic Motor Protection Relay			
0.3...1.5 A	LC1D09...D38	LR97D015**	4785
1.2...7 A	LC1D09...D38	LR97D07**	
5...25 A	LC1D09...D38	LR97D25**	
20...38 A	LC1D09...D38	LR97D38**	7305
LT47 Electronic Motor Protection Relay			
0.5..6 A		LT4706**#	3380
3...30 A		LT4730**#	
5...60 A		LT4760**#	5055

**** Coil Voltage Code**

VOLTAGE	24 V AC/DC	48 V AC/DC	110 V AC	220 V AC
Code	B	E	F7	M7

S - Manual/Electric Reset
A - Automatic Reset

Please contact Customer Care Center for Stockable and Non stockable status of references.

☑ NORMAL STOCK ITEMS

W.E.F. February 01, 2013

Power Contactors - F Model (3 Pole AC/DC Control)



- Conformity to International Standards – IEC, UL, CSA, CE
- High electrical life
- 115-800 Amps, AC/DC coils
- Type 2 Coordination Charts available
- Common accessories as Model D

[Ie] Rated Operational Current AC1	Motor Power (Long Life) AC3 kW	hP	A	Motor Power (Normal Life) AC3 kW	hP	A	Reference	Unit MRP [₹]
200	59	80	115	80	110	150	LC1F115 ☑	14170
250	80	110	150	100	135	185	LC1F150 ☑	19815
275	100	135	185	110	150	205	LC1F185 ☑	22165
315	110	150	225	140	190	265	LC1F225 ☑	24630
350	140	190	265	160	220	300	LC1F265 ☑	29510
400	180	245	330	220	300	400	LC1F330 ☑	34765
500	220	300	400	250	340	450	LC1F400 ☑	39775
700	280	380	500	375	500	630	LC1F500 ☑	54710
1000	375	500	630	450	610	800	LC1F630	96620
1000	450	610	800	-	-	-	LC1F800	164115

Note:
- **Contactor reference does not include coil. Contactor coil & aux. contacts to be ordered separately.(Coil includes 1 NO contact)**
- **Please select coils from below table separately.**
- **For additional auxiliary block and other accessories please see page 14**

Power Contactors - F Model (2 Pole & 4 Pole AC/DC Control)



- Conformity to International Standards – IEC, UL, CSA
- 2 and 4 pole versions available
- 240-1600 Amps in AC-1 duty , AC/DC coils
- Common accessories same as Model D
- High electrical life

[Ie] Rated Operational Current AC1	Power Pole Composition	Reference	Unit MRP [₹]
240 A	4 NO	LC1F1154	20185
250 A	4 NO	LC1F1504	24550
275 A	4 NO	LC1F1854	30620
315 A	4 NO	LC1F2254	36125
350 A	4 NO	LC1F2654	40360
400 A	4 NO	LC1F3304	47965
500 A	2 NO	LC1F4002	34005
500 A	4 NO	LC1F4004	56580
700 A	2 NO	LC1F5002	50045
700 A	4 NO	LC1F5004	82630
1000 A	2 NO	LC1F6302	81265
1000 A	4 NO	LC1F6304	120105
1600 A	4 NO	LC1F7804	256315

Note:
- Contactor reference does not include coil. Contactor coil & aux. contacts to be ordered separately.(Coil includes 1 NO contact)
- For additional auxiliary block, timers & other accessories please see page 14
- Power terminals may be protected by the addition of shrouds, to be ordered separately.

Coils F Model

Product compatibility	AC Coil Reference	Unit MRP [₹]	DC Coil Reference (2)	Unit MRP [₹]
LC1F115, LC1F150	LX1FF*	2740	LX4FF**	7045
LC1F185, LC1F225	LX1FG*	3910	LX4FG**	9245
LC1F265, LC1F330	LX1FH*	3910	LX4FH**	11525
LC1F400	LX1FJ*	10405	LX4FJ**	18240
LC1F500	LX1FK*	12270	LX4FK**	18240
LC1F630	LX1FL*	13535	LX4FL**	18240
LC1F780	LX1FX* (3)	28775	LX4FX** (3)	33250
LC1F800	(1)	-	LX4F8**	22370

Please replace (*) with the Corresponding Control Voltage.
(1) Use rectifier with required DC coil (Ref: DR5TE4U)(4)
(2) Coil with suppressor fitted as standard.
(3) Set of two coils to be connected in series.
(4) Rectifier DR5TE4U - MRP ₹ 6460/-

Coil Voltage Code

Type	Voltage (V)	24	110	220	415
AC*	LC1F115--F225, LC1F400 -- 780	-	110	220	415
	LC1F265, LC1F330		1102	2202	3802
DC**	LC1F115--F330	024	110	220	-
	LC1F400--F780	-	110	220	
	LC1F800	-	FW	MW	

Note: For ordering coils with other voltages and frequencies, please add ₹ 135/- to the unit MRP of the respective standard coil.

Please contact Customer Care Center for Stockable and Non stockable status of references.

☑ **NORMAL STOCK ITEMS**

W.E.F. February 01, 2013

Vacuum Contactors (3 Pole AC Control)

[Ie] Rated Operational Current		Motor Power		Auxiliary Contacts	Reference	Unit MRP [₹]
AC1	AC3	kW	hP			
160 A	160 A	75	100	2 NO + 1 NC	LC1V160*	73670
320 A	320 A	160	213	1 NO + 1 NC	LC1V320*	94430
630 A	610 A	300	400	1 NO + 1 NC	LC1V610*	177450

* Coil Voltage Code

VOLTAGE	110-120	220-240	380-415	440-480	550-600
Code	FE7	P7	V7	R7	X7

Note: Accessories for Vacuum Contactors available on request, please contact our Sales Office.

Accessories - D and F Model

Description		Contacts	Reference	Unit MRP [₹]
Add On Blocks				
Additional instantaneous auxiliary contact blocks	Front Mounted	1 NO	LADN10*	145
		1 NC	LADN01*	
		1 NO+1NC	LADN11 ☑	290
		2 NO	LADN20 ☑	
		2 NC	LADN02	
		2 NO+2NC	LADN22 ☑	495
		4 NC	LADN04	
		4 NO	LADN40 ☑	
		1 NO+3NC	LADN13	
		3 NO+1NC	LADN31 ☑	
	Side Mounted (1)	1 NO+1NC	LAD8N11	670
		2 NO	LAD8N20	
Pneumatic timer blocks front mounted	ON delay	1 NO+1NC 0.1..3s	LADT0	1650
		1 NO+1NC 0.1..30s	LADT2	
		1 NO+1NC 10..180s	LADT4	
		1 NO+1NC 1..30s (2)	LADS2 ☑	1790
	OFF delay	1 NO+1NC 0.1 ..3s	LADR0	1650
		1 NO+1NC 0.1 ..30s	LADR2 ☑	
		1 NO+1NC 10..180s	LADR4	

(1) Suitable for mounting on D Model range AC Coil Contactors and Control Relays only
(2) With Switching time of 40 ms between opening of the NC contact and closing of the NO contact recommended for Star - Delta Starters
* Suitable for 80 Amps, 95A & Model F Contactors only

For Use With Contactor	Reference	Unit MRP [₹]
Mechanical Interlocks (1) - Horizontally Mounted		
LC1F115, LC1F150, LC1F1154, LC1F1504	LA9FF970	2690
LC1F185, LC1F1854, LC1F225, LC1F2254	LA9FG970	2695
LC1F265, LC1F330, LC1F400, LC1F500 , LC1F2654, LC1F3304, LC1F4004, LC1F5004	LA9FJ970	3020
LC1F630, LC1F6304, LC1F800	LA9FL970	3355

(1) For assembly of 3/4 pole 2 contactors of identical rating. To obtain electrical interlocking, please order 2 contact blocks LADN11
All power connections are to be made by the user.

Main Contact Sets*		
LC1F115, LC1F150	LA5FF431 ☑	12395
LC1F185, LC1F225	LA5FG431	17920
LC1F265	LA5FH431	23610
LC1F330, LC1F400	LA5F400803	28630
LC1F500	LA5F500803	36830
LC1F630	LA5F630803	58585
LC1F800	LA5F800803	73570

* For 3 Pole contactor (per pole: 2 fixed contacts and 1 moving contact, 2 deflectors, 1 backplate, fixing screws & washers.)

Description	For use with	110 V Reference	220 V Reference	Unit MRP [₹]
Suppressor Blocks				
suppressor module clip on	All AC ratings	LA4FRCF	LA4FRCP	2855
suppressor bracket	For all LA4F	LA9D09981		350

Please contact Customer Care Center for Stockable and Non stockable status of references.

☑ NORMAL STOCK ITEMS

W.E.F. February 01, 2013

Coils F Model

Product compatibility	AC Coil Reference	Unit MRP [₹]	DC Coil Reference (2)	Unit MRP [₹]
LC1F115, LC1F150	LX1FF*	2740	LX4FF**	7045
LC1F185, LC1F225	LX1FG*	3910	LX4FG**	9245
LC1F265, LC1F330	LX1FH*	3910	LX4FH**	11525
LC1F400	LX1FJ*	10405	LX4FJ**	18240
LC1F500	LX1FK*	12270	LX4FK**	18240
LC1F630	LX1FL*	13535	LX4FL**	18240
LC1F780	LX1FX* (3)	28775	LX4FX** (3)	33250
LC1F800	(1)	-	LX4F8**	22370

Coil Voltage Code

Type	Voltage (V)	24	110	220	415
AC*	LC1F115--F225, LC1F400 -- 780	-	110	220	415
	LC1F265, LC1F330		1102	2202	3802
DC**	LC1F115--F330	024	110	220	-
	LC1F400--F780	-	110	220	
	LC1F800	-	FW	MW	

Please replace (*) with the Corresponding Control Voltage.

(1) Use rectifier with required DC coil (Ref: DR5TE4U)(4)

(2) Coil with suppressor fitted as standard.

(3) Set of two coils to be connected in series.

(4) Rectifier DR5TE4U - MRP ₹ 6460/-

Note: For ordering coils with other voltages and frequencies, please add ₹ 135/- to the unit MRP of the respective standard coil.

Product compatibility	110V Reference	220/230V Reference	415/440V Reference	Unit MRP [₹]
Hoisting Applications - AC Colis				
LC1F265, LC1F330	LX9FH1102	LX9FH2202	-	12305
LC1F400	LX9FJ925	LX9FJ931	LX9FJ937	16725
LC1F500	LX9FK925	LX9FK931	LX9FK937	17730
LC1F630	LX9FL924	LX9FL931	LX9FL936	18680

Note: Rectifier is a must with the coil. Ref no. DR5TE4U for 110..230V & DR5TE4S* for 415..440V , MRP ₹ 6460/- needs to be added extra with coil.

Product compat-ibility	48V Reference	110V Reference	220V Reference	440/460 V Reference	Unit MRP [₹]
Hoisting Applications - DC Coils					
LC1F400	LX9FJ918	LX9FJ926	LX9FJ932	LX9FJ938	16725
LC1F500	LX9FK918	LX9FK926	LX9FK932	LX9FK938	17730
LC1F630	LX9FL918	LX9FL926	LX9FL931	LX9FL937	18680

Note:

- Resistor is a must with every coil as per the quantity mentioned. MRP ₹ 2335/- needs to be added extra with coil.
- **Economy Resistor to be selected from below table as per coil voltage code**

Contactor	110 V Reference	220 V Reference	440/460 V Reference	Unit MRP [₹]
Economy Resistor				
• To be used with hoisting application DC coil				
LC1F400	1 x DR2SC0047	1 x DR2SC1200	1 x DR2SC4700	2335
LC1F500	1 x DR2SC0039	1 x DR2SC1000	1 x DR2SC3300	
LC1F630	2 x DR2SC0047	2 x DR2SC0047	2 x DR2SC3900	

Electronic Relays



- Conformity to International Standards – IEC, UL, CSA
- Direct mounting on contactors is possible upto 630A
- Higher operating temperature
- Tripping class 10

Thermal Protection Adjustment Range	Reference	Unit MRP [₹]
LR9-F Electronic Protection Relays		
90...150 A	LR9F5369 ☑	8360
132...220 A	LR9F5371	10160
200...330 A	LR9F7375	10315
300...500 A	LR9F7379	13365
380...630 A	LR9F7381	14335

Accessories

Description	For Use With	Relay Type	Reference	Unit MRP [₹]
For LR9 - F Relay				
Mounting plate LA7F		LR9-F5369, LR9-F5371	LA7F901	2090
		LR9-F7375, LR9-F7379, LR9-F7381	LA7F902	2950
Connection Accessories				
LA7F busbar	LC1F115	LR9-F5369	LA7F401	1405
	LC1F225/265	LR9-F5371	LA7F403	2035
	LC1F225-400	LR9-F7375, LR9-F7379, LR9-F7381	LA7F404	2170
	LC1F500	LR9F7381	LA7F405	2695
	LC1F630/800	LR9-F7381	LA7F406	2880

Please contact Customer Care Center for Stockable and Non stockable status of references.

☑ NORMAL STOCK ITEMS

W.E.F. February 01, 2013

TeSys Installation Systems

- Modularity
- Easy and Fast Installations
- Reduced and error free wiring
- Reduced down time

1. TeSys Pre-fabricated Star- Delta Kit NEW

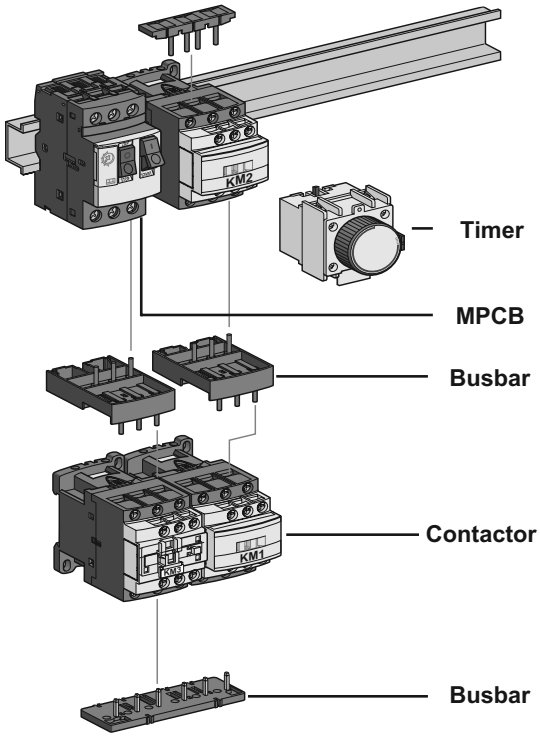

- This kit enables Power and control interconnections to form the star delta starters.
- Kit contains 1 No. time delay contact block, ready to use power circuit connections and control busbar for wiring.

Benefits:

- Reduced and Error free wiring as ready to use connecting bus bars available
- Easy and fast installation as no wiring, ferruling and labeling required
- Reliability and Enhanced safety, optimum use of electrical conductors

For Use with contactor	Kit Reference	MRP
LC1D09-LC1D12	LAD91217	On Request
LC1D18-LC1D32	LAD93217	On Request
LC1D40A-LCD150A	LAD9SD3	On Request
LC1D80	LA9D8017	On Request
LC1D09...D38	GV2AF3	325

* Kit comprises of 1 time delay contact block and bus bar for power circuit connection.

* MPCB & Contactor interconnecting Busbar(GV2AF3) to be ordered separately

2. TeSys “S”- shaped bus bar NEW

TeSys “S” shaped enables to mount contactor and MPCB Side by side reducing panel size.



- With “S’ shaped bus bar, side by side mounting of contactor, MPCB and OLR is possible.

Benefits:

- Panel space saving as no external wiring required between contactor and MPCB

For Use with contactor	Reference	MRP
LC1D40A- LC1D65A	GV3S	On Request

3. TeSys D Bus Bar NEW

Ready to use Adaptor plates along with comb shaped Bus bar

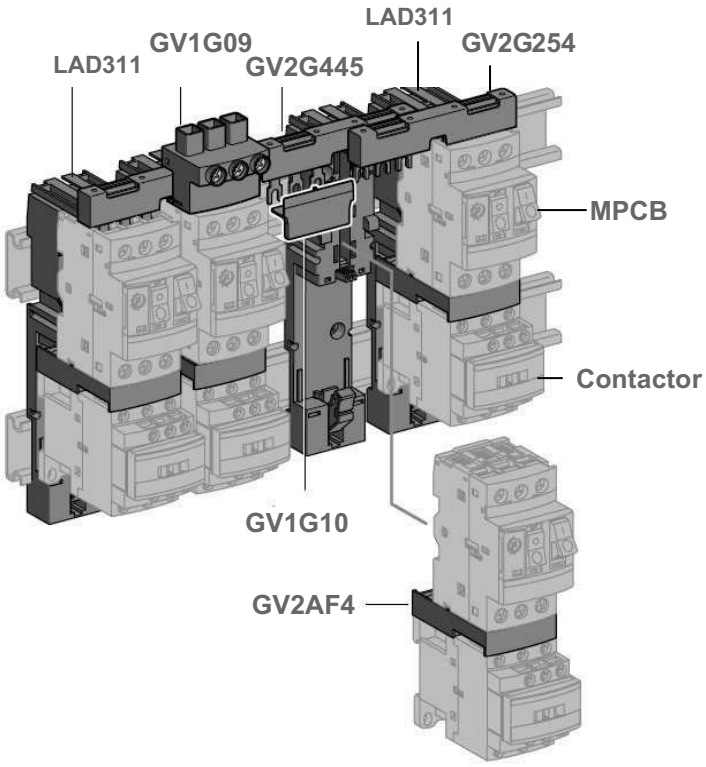

- Ready made assemblies for Contactor and MPCB with ready to use adaptors and bus bars enables more number of starter assemblies in simple way.
- Contactor and MPCB can be fixed on adaptor which can be further mounted on Din Rail. Inter Connection link between contactor and MPCB is also readily available to make power connections.
- Busbar are used to distribute input power supply to all starters.

Benefits:

- With such assemblies, Standardization of the starter components can be done.
- Optimum use of panel space can be achieved.
- Considerable saving in installation time as the assembly is almost wire less.
- Supply wires required to be plugged in the bus bar terminals

Description	Reference	MRP
Adaptor Plate	LAD311	On Request
Terminal Block	GV1G09	On Request
3 - pole bus bar 4 tap-offs	GV2G445	On Request
3 - pole bus bar 2 tap-offs	GV2G254	On Request
Protective Cover	GV1G10	On Request
Combination Block	GV2AF4	On Request

4. TeSys AK5 pre-assembled busbar system NEW

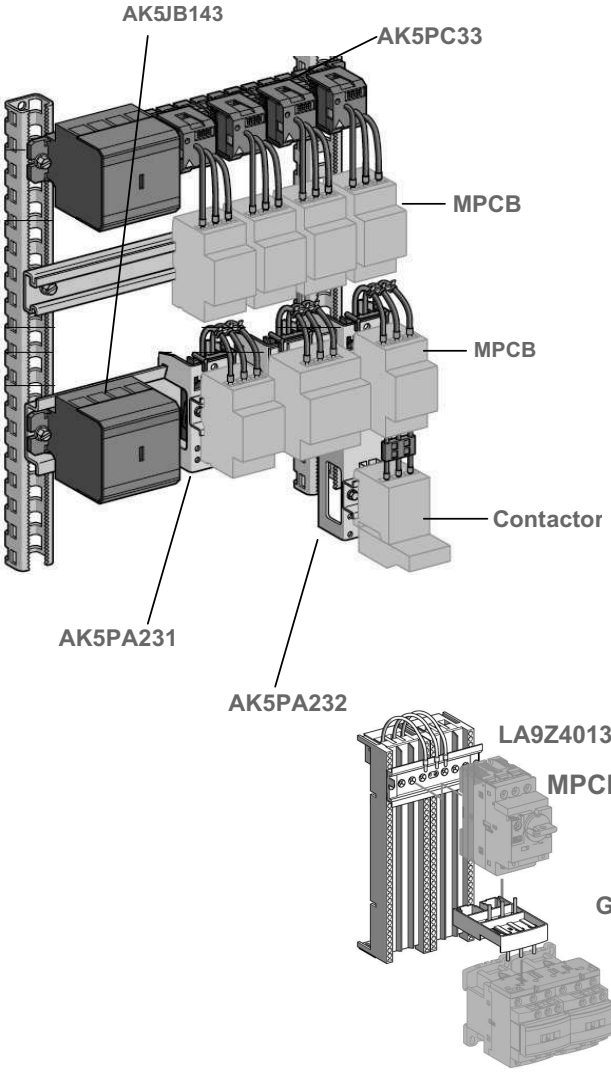

- The assembly of automated control and distribution panels requires the use of Products those are not only safe but also simple and quick to mount and cable.
- The AK5 pre-assembled busbar system meets all these criteria by incorporating adopters which can be mounted directly on busbars for Current distribution. Contactors and MPCB / OLR can be fixed on this adopter to save space and reduce wiring.

Benefits:

- Space saving
- Saving of wiring and installation time.

Description	Reference	MRP
Bus bar 12 Taps	AK5JB143	On Request
Power socket 3 Phase 32 Amps	AK5PC33	On Request
Double component Mounting Plate 25 Amps	AK5PA232	On Request
Single component Mounting Plate 25 Amps	AK5PA231	On Request

Description	Reference	MRP
Adaptor for Bus bar – 32 Amps	LA9Z40132	On Request

Motor Circuit Breakers



- Conforming to IEC 60947-2-3-4
- Thermal magnetic circuit breakers rage from 0.1-220 Amps
- High Breaking capacity up to 100 kA
- Conformity to International Standards - UL, CSA, CE
- Wide range of accessories
- S-shaped busbar for side-by-side connection with 40 - 65A Contactor

Breaking Capacity at 415 V 50 Hz	Motor Power AC3** kW	hP	Thermal Protection Adjustment Range	Reference	Unit MRP [₹]
GV2-M Model Thermal Magnetic - With Pushbutton Control (Economy)					
100 kA	-	-	0.1 - 0.16	GV2ME01	2660
	0.06	-	0.16 - 0.25	GV2ME02	
	0.09	-	0.25 - 0.40	GV2ME03	
	0.18	-	0.40 - 0.63	GV2ME04 ☑	3075
	0.37	0.5	0.63 - 1.0	GV2ME05 ☑	
	0.55	0.75	1.0 - 1.6	GV2ME06 ☑	3085
	0.75	1	1.6 - 2.5	GV2ME07 ☑	
	1.1	2	2.5 - 4	GV2ME08 ☑	3110
	2.2	3	4 - 6.3	GV2ME10 ☑	
	3	5.5	6 - 10	GV2ME14 ☑	3195
15 kA (1)	5.5	7.5	9 - 14	GV2ME16 ☑	4105
	7.5	10	13 - 18	GV2ME20 ☑	4485
	9	12.5	17 - 23	GV2ME21 ☑	4675
	11	15	20 - 25	GV2ME22 ☑	4655
10 kA (1)	15	20	24 - 32	GV2ME32 ☑	7920
GV2-P Model Thermal Magnetic - With Rotary Handle Control					
100 kA	-	-	0.1 - 0.16	GV2P01	3045
	0.06	-	0.16 - 0.25	GV2P02	
	0.09	-	0.25 - 0.40	GV2P03	3375
	0.18	-	0.40 - 0.63	GV2P04	3510
	0.37	0.5	0.63 - 1.0	GV2P05 ☑	3510
	0.55	0.75	1.0 - 1.6	GV2P06	3510
	0.75	1.0	1.6 - 2.5	GV2P07	
	1.1	2	2.5 - 4	GV2P08 ☑	3510
	2.2	3	4 - 6.3	GV2P10 ☑	
	3	5.5	6 - 10	GV2P14 ☑	3645
	5.5	7.5	9 - 14	GV2P16 ☑	4860
50 kA (2)	7.5	10	13 - 18	GV2P20 ☑	5425
	9	12.5	17 - 23	GV2P21 ☑	5425
	11	15	20 - 25	GV2P22 ☑	5425
35 kA (2)	15	20	24 - 32	GV2P32 ☑	9145
GV3-P Range Thermal Magnetic - With Rotary Handle Control					
50 kA	18.5		30...40 A	GV3P40 ☑	9680
	22		37...50 A	GV3P50 ☑	11700
	30		48...65 A	GV3P65 ☑	12380
GV3-M Range Thermal Magnetic - Pushbutton Control					
15 kA	37	-	56...80 A	GV3ME80 ☑	12440

** 50/60Hz - 415 V

(1) With GV1-L3 current limiter, breaking capacity can be increased to 100 kA Combination of the GV2-M with the D Model provides Type 2 coordination.

(2) With GV1-L3 current limiter, breaking capacity can be increased to 100 kA. Combination of the GV2-P with the D Model providesType 2 coordination.

Motor Circuit Breakers



- Conforming to IEC 60947-2-3-4
- Magnetic circuit breakers rage from 0.1-80A Amps
- High Breaking capacity up to 100kA
- Conformity to International Standards - IEC, UL, CSA, CE
- Wide range of accessories

Breaking Capacity at 415 V 50 Hz	Motor Power AC3** kW	hP	Magnetic Protection Rating (A)	Reference	Unit MRP [₹]
GV2-LE Model Magnetic - With Rocker Lever Control (Economy) *					
100 kA	0.09	-	0.4	GV2LE03	2625
	0.18	-	0.63	GV2LE04	
	0.37	0.5	1	GV2LE05	
	0.55	-	1.6	GV2LE06	
	1.1	1.5	2.5	GV2LE07	
	1.5	2	4	GV2LE08	
	2.2	3	6.3	GV2LE10	
	3	5.5	10	GV2LE14	
15 kA	5.5	7.5	14	GV2LE16	3005
	7.5	10	18	GV2LE20	
	11	15	25	GV2LE22	
10 kA	15	20	32	GV2LE32	5175
GV2-L Model Magnetic- With Rotary Handle Control *					
100 kA	0.09	-	0.4	GV2L03	3465
	0.18	-	0.63	GV2L04	
	0.37	0.5	1	GV2L05	
	0.55	-	1.6	GV2L06	
	1.1	1.5	2.5	GV2L07	
	1.1	2	4	GV2L08	
	2.2	3	6.3	GV2L10	
	4	5.5	10	GV2L14	
50 kA	5.5	7.5	14	GV2L16	
	7.5	10	18	GV2L20	
	11	15	25	GV2L22	
GV3-L Range Magnetic - With Rotary Handle Control					
50 kA	18.5		40	GV3L40	8370
	22		50	GV3L50	8550
	30		65	GV3L65	8835
GK3 Range Optimal Magnetic - With Rotary Handle Control *					
35 kA	37		80	GK3EF80	9565

* Conforming to IEC 60947-2-3-4

** 50/60Hz - 415 V

- GV2-L with the D Model contactor and LRD overload relay provides Type 2 Coordination

Breaking Capacity at 415 V 50 Hz*	Motor Power AC3** kW	Thermal Protection Adjustment Range	Reference	Unit MRP [₹]
GV7-R Range Thermal Magnetic (220A, AC3)				
36 kA	45	60 - 100	GV7RE100	12845
35 kA	75	90 - 150	GV7RE150	17640
	110	132 - 220	GV7RE220	26015
70 kA	18.5	25 - 40	GV7RS40	13900
	22	30 - 50	GV7RS50	
	37	48 - 80	GV7RS80 ☑	14875
	45	60 -100	GV7RS100	
	75	90 -150	GV7RS150	19985
	110	132 - 220	GV7RS220	29410

* Conforming to IEC 947-2 for Type 2 coordination

** 50/60Hz - 415 V.

Please contact Customer Care Center for Stockable and Non stockable status of references.

☑ NORMAL STOCK ITEMS

W.E.F. February 01, 2013

Accessories for Motor Circuit Breakers

Description			Reference	Unit MRP [₹]
For GV2				
Front contact NO or NC (1)			GVAE1	530
Front contact NO + NC			GVAE11 ☑	650
			GVAE20	
Side contact NO + NC			GVAN11 ☑	790
			GVAN20	
Fault signalling contact +1 NO contact (2)			GVAD1010 ☑	925
Fault signalling contact +1 NC contact (2)			GVAD1001	
Short circuit signalling contact block 1 C/O			GVAM11	890
Undervoltage trip :	110 ... 115V	50Hz	GVAU115	1715
	220 ... 240V	50Hz	GVAU225	
	380 ... 400V	50Hz	GVAU385	
Shunt trip :	110 ... 115V	50Hz	GVAS115	
	220 ... 240V	50Hz	GVAS225	
	380 ... 400V	50Hz	GVAS385	
Additive limiter for increasing breaking capacity to100kA for GV2ME and GV2P.			GV1L3	2770
Connection block - GV2 with contactor LC1-D09..D38			GV2AF3	325
Connection block - LS1 D32 or GV2 with contactor LC1-K or LP1-K			GV2AF01	385
Empty enclosure for GV2ME - plastic			GV2MP02	1235
			GV2MC02	1355

(1) Choice of NC or NO contact operation depending on which way round the reversible block is mounted.
(2) The GV-AD is always mounted next to the circuit breaker.

Busbars

Connection Pitch	No. of Tapoff Points	Reference	Unit MRP [₹]
For GV2 Breakers			
45 mm	2	GV2G245	880
	4	GV2G445	1360
54 mm	2	GV2G254	935
	3	GV2G354	1060
	4	GV2G454	1335
	5	GV2G554	1440
72 mm	2	GV2G272	1060
	4	GV2G472	1470

Description	Reference	Unit MRP [₹]
Accessories for Busbars		
Terminal block - to supply one or more 3-pole busbar GV2	GV2G05	2035
Protective end covers for unused busbar outlets	GV1G10	385
Terminal block for connection from top	GV1G09	1180

Accessories for Motor Circuit Breakers

Description	Reference	Unit MRP [₹]
For GV3-M		
Auxiliary contact - 1 NO + 1 NC early-break	GV3A01	780
Auxiliary contact - 2 NO early-break	GV3A02	
Under voltage release - 110 V AC 50Hz	GV3B11	2685
Under voltage release - 220 V AC 50Hz	GV3B22	
Under voltage release - 380 V AC 50Hz	GV3B38	
Shunt release - 110 V AC 50Hz	GV3D11	2685
Shunt release - 220 V AC 50Hz	GV3D22	
Shunt release - 380 V AC 50Hz	GV3D38	

Accessories for Motor Circuit Breakers

Description	Reference	Unit MRP [₹]
For GV2-P/GV2-L		
External operator - IP54, Black	GV2APN01 ☑	1720
External operator - IP54, Yellow/Red	GV2APN02	3180
Visible isolation block - for motor circuit breaker GV2	GV2AK00	1440
For GV3P/GV3L		
Auxiliary Contacts		
Front contact: 1 NO (fault) + 1 NC (Auxiliary)	GVAED011	510
Front contact: 1 NO (fault) + 1 NO (Auxiliary)	GVAED101	745
Busbar		
3-pole, 3 tap, 64 mm pitch	GV3G364	705
S-shape bus bar	GV3S	510
External Operator		
IP54, Black	GV3APN01	2050
IP54, Yellow/Red	GV3APN02	
For GK3		
Padlockable external operator	GK3AP03	3295
Instantaneous Aux. Contacts NC + NO for GK3	GK2AX50	835
Instantaneous Aux. Contacts NO + NO for GK3	GK2AX20	815

Note: All other accessories are same as of GV2

Description	Operating Voltage	Reference	Unit MRP [₹]
For GV7			
Accessory for direct rotary handle mount on door (2)	-	GV7AP05	945
Auxiliary contact - 1 OC	-	GV7AE11 ☑	1100
Clip-on connector - upto 150 A - 1.5..95 mm²	-	GV7AC021	345
Clip-on connector- upto 220 A - 1.5..185 mm²	-	GV7AC022	350
Fault discrimination Device	24...72V DC/ 24...48V AC	GV7AD111	2720
	110 ... 240V AC/ DC	GV7AD112	
Front rotary handle GV7AP GV7R - black handle (2)	-	GV7AP03	1910
		GV7AP01	3345
Padlocking device - 1..3 padlocks Ø 5..8mm shank (3)	-	GV7V01	515
Phase barriers	-	GV7AC04	575
Terminal shields IP405 (1)	-	GV7AC01	1175
For GV7			
Shunt release	110...130 V AC 50/60 Hz	GV7AS107	2540
	200...240 V AC 50/60 Hz	GV7AS207	
	380...440 V AC 50/60 Hz	GV7AS387	
Under Voltage release	110...130 V AC 50/60 Hz	GV7AU107	2720
	200...240 V AC 50/60 Hz	GV7AU207	
	380...440 V AC 50/60 Hz	GV7AU387	
3-pole spreader - for Motor circuit breaker GV7 45 mm pitch		GV7AC03	750

(1) Terminal shields cannot be used together with spreaders.
(2) For mounting direct rotary handle on enclosure door.
This accessory makes it possible to open the door If the device is closed and prevents the device from being closed if the door is open.
(3) For Circuit breaker not fitted with a rotary handle

Please contact Customer Care Center for Stockable and Non stockable status of references.

☑ NORMAL STOCK ITEMS

W.E.F. February 01, 2013

Vario Switch Disconnectors

[Ithe] Conventional Thermal Current**	Poles Description	Rated Operational Power (AC 23)*	Reference	Unit MRP [₹]
Complete Enclosed Switches				
• Range 12 to 175 A, IP 65 Sealable and Lockable				
10 A	3P	4 kW	VCF02GE	1685
16 A	3P	5.5 kW	VCF01GE	1835
20 A	3P	7.5 kW	VCF0GE	2340
25 A	3P	11 kW	VCF1GE	2510
32 A	3P	15 kW	VCF2GE	2945
50 A	3P	22 kW	VCF3GE	4360
63 A	3P	30 kW	VCF4GE	5350

* Rated Power at 415 V

** Ith in enclosure

For Switch Type (Amps)	Mounting Arrangement	Ingress	Reference	Unit MRP [₹]
Operators (Padlockable)				
12 - 40 A	4 Screw Fixing	IP65	KCF1PZ	370
63 - 80 A	4 Screw Fixing	IP65	KCF2PZ	400
125 - 175 A	4 Screw Fixing	IP40	KCF3PZ	1665

Vario Switch Disconnectors

[Ith] Conventional Thermal Current	Poles Description	Reference	Unit MRP [₹]
Complete Switch with Padlockable Operator			
• Suitable for Front Mounting or Base Mounting			
12 A	3P	VCF02	1055
20 A	3P	VCF01	1150
25 A	3P	VCF0	1345
32 A	3P	VCF1	1470
40 A	3P	VCF2	1830
63 A	3P	VCF3	2628
80 A	3P	VCF4	3110
125 A	3P	VCF5	7155
175 A	3P	VCF6	8680
Switch Bodies			
12 A		V02	710
20 A		V01	825
25 A		V0	995
32 A		V1	1145
40 A		V2	1470
63 A		V3	1970
80 A		V4	2715
125 A		V5	5520
175 A		V6	7040

Accessories

Description	For Use with Switch Bodies	Rating Pole	Pole Composition	Earth Contact	Auxiliary Contacts	Reference	Unit MRP [₹]
Vario Add-on Modules (1)							
Main Pole Module	V02/VCF02	12 A	1P	-	-	VZ02	485
	V0/1/VCF01	20 A	1P	-	-	VZ01	500
	V0/VCF0	25 A	1P	-	-	VZ0	520
	V1/VCF1	32 A	1P	-	-	VZ1	540
	V2/VCF2	40 A	1P	-	-	VZ2	580
	V3/VCF3	63 A	1P	-	-	VZ3	720
	V4/VCF4	80 A	1P		-	VZ4	720
Neutral Pole Module (2)	V02 / VCF02 to V2 / VCF2	-	1N	-	-	VZ11	620
	V3 / VCF3 to V4 / VCF4	-	1N	-	-	VZ12	800
	V5 / VCZ5 to V6 / VCZ6	-	1N	-	-	VZ13	1655
Earthing Module	V02 / VCF02 to V2 / VCF20	-	-	-	-	VZ14	605
	V3 / VCF3 to V4 / VCF4	-	-	1	-	VZ15	720
	V5 / VCZ5 to V6 / VCZ6	-	-	1	-	VZ16	1085
Auxiliary Contact Block Module	V02/ VCF02 to V6 / VCZ6	-	-	-	1 NO + 1 NC	VZ7	605
	V2/ VCF02 to V6 / VCZ6	-	-	-	2 NO	VZ20	605

(1) For mounting option of modules, please refer to the technical catalogue.

(2) With early make and late break contacts

Description	For Use With	Reference	Unit MRP [₹]
Components for Door Interlocking			
Shaft extension - for Mini-VARIO and VARIO - V02..V2	V02...V2	VZ17	605
		VZ30	720
Shaft extension - for Mini-VARIO and VARIO - V3 V4 V5 V6	V3, V4, V5, V6	VZ18	720
		VZ31	830
Door interlock plate	VZ17 / VZ30	KZ32	150
	VZ18/31	KZ74	270
Input Terminal Protection Shrouds			
Terminal Shrouds	V02 - V2	VZ8	205
	V3 - V4	VZ26	165
		VZ9	205
	V5 - V6	VZ27	165
		VZ10	270
	V02 - V6	VZ28	315
		VZ29	205

Please contact Customer Care Center for Stockable and Non stockable status of references.

☑ NORMAL STOCK ITEMS

W.E.F. February 01, 2013

TeSys Communication systems on Ethernet NEW

> This solution enables communication of conventional starter, Tesys U and Tesys T with PLC for status, control & monitoring on Ethernet.

> The communication module connected to Advantys RIO system can be directly mounted on control terminals of conventional contactors & MPCB .TeSys U module with Advantys communication card can be incorporated in similar architecture.

> Advantys RIO system will be further connected to PLC on Ethernet to give status, control and monitoring functionalities.

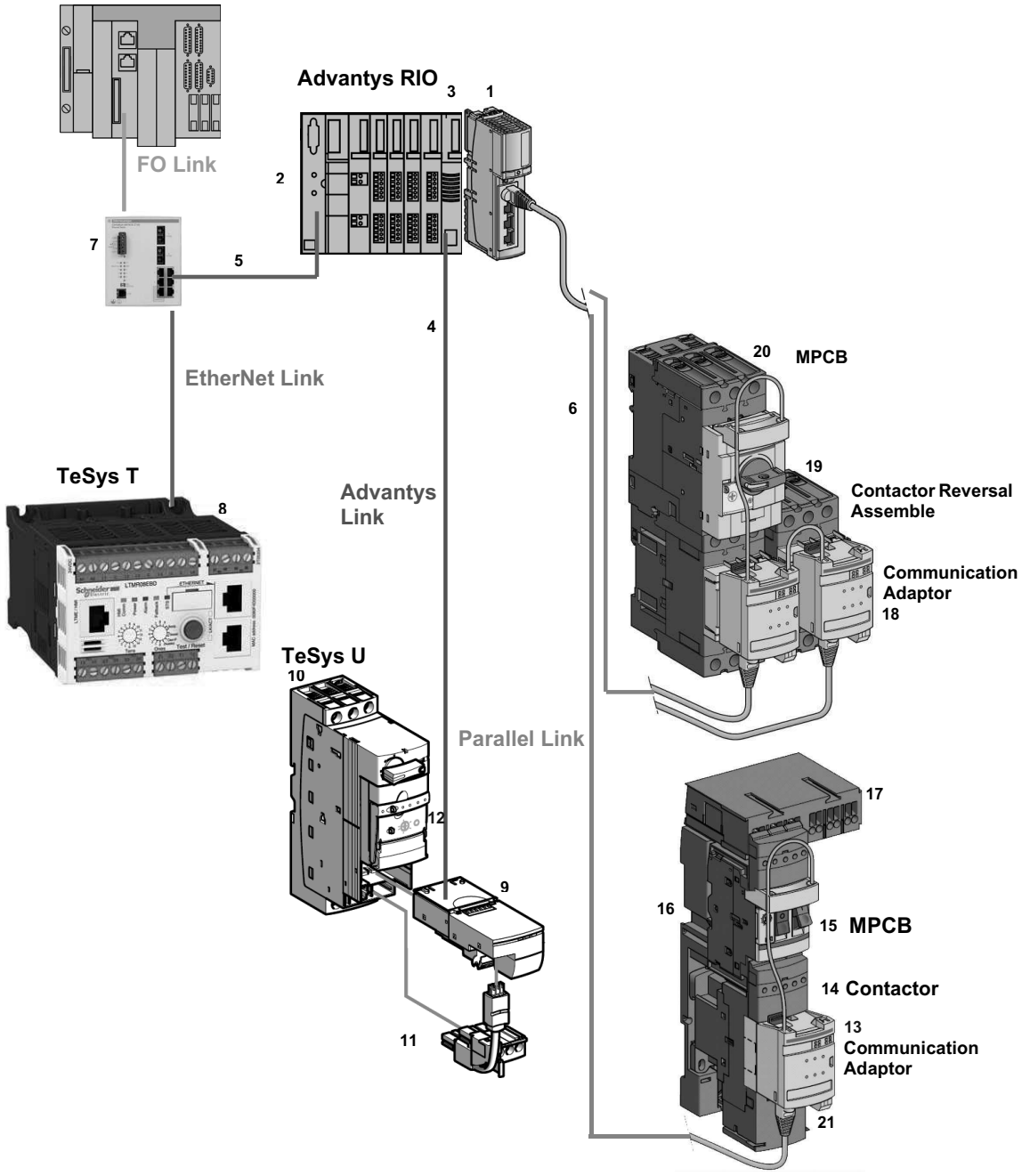

1. STB EPI 2145 Parallel Module
2. STB NIP 2210 (Ethernet TCP/IP)
3. (EOS/End of segment) STB XBE1100.
4. Bus connecting cable LU9 RCD**
5. Cat 5 Ethernet Cable.
6. LU9 R * - Connecting Cable.
7. Ethernet Switch.
8. LTMR**EFM.
9. LULC15 – Advantys Card.
10. LUB12/LUB32 – Base.
11. LU9BN11L- Pre Connector.
12. LUCB**BL – Control Unit.
13. LAD 9AP**
14. LC1 D**3
15. GV2 ME**3
16. LAD 3B1
17. LAD 352
18. LC2 DppA3
19. LAD 9AP**
20. GV3P
21. LAD 331

Note: For complete references, please contact our nearest Sales Office.

Bring Intelligence to your Motor Control Centers



- **TeSys T Motor Management system has inbuilt Ethernet connectivity with dual port , which will communicate with PLC directly .**
- **TeSys T supports status, control, and monitoring functionalities on communication for motor starter.**
- **Dual Ethernet port in Tesys T helps to achieve Ring type daisy chain architecture**

TeSys T



A step forward to the continuity of services

Lead Your Efficiency With TeSys >>



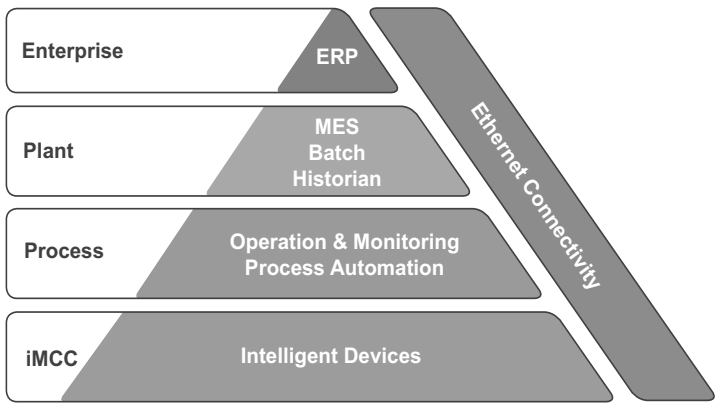

TeSys T Motor Management System - Controllers



- 0.4-810 Amps with inbuilt CTs up to 100 Amps.
- 24V DC and 110 VAC Control Voltages available
- 6 DI and 4 DO with main module and extendable further using expansion module
- Modbus/Profibus/CanOpen/DeviceNet/Ethernet Connectivity to choose
- Integrated Protection and Measurement with full functions
- Quick interface with PC/PLC
- Dedicated HMI-LTMCU
- Saves Engineering and Commissioning Time
- Reduces Process Downtime and Maintenance Cost

Description	Modbus Reference	Profibus Reference	Unit MRP [₹]
0.4 to 8A	LTMR08M**	LTMR08P**	On Request
1.35 to 27A	LTMR27M**	LTMR27P**	On Request
5 to 100A	LTMR100M**	LTMR100P**	On Request

Note: Above 100 Amps external CT required.

Extention modules	LTMEV40**		On Request

Note: For other communication protocols, please contact our nearest Sales Office.

** Coil Voltage Code

VOLTAGE	
24 DC	BD
110 VAC	FM

TeSys U Starter-Controllers



- Total coordinated starter solution with 3 functions in 1 device
- Compact size for DOL/RDOL starter up to 15 kW, 32A (AC-3)
- Direct Connectivity to Modbus/Profibus/CanOpen/DeviceNet
- Complete current-based Protection and Measurement in 1 device
- High Operational Temperature (-40°C to +60°C)
- Wide range of Coil Voltages
- 50 kA Breaking Capacity
- Direct Connectivity to Modbus/Profibus/CanOpen/DeviceNet

Description	Rating at 440 V kW	Reference	Unit MRP [₹]
Power Bases for Non-Reversing D.O.L. Starter			
12 A	Upto 5.5	LUB12	On Request
32 A	Upto 15	LUB32	On Request

Description	Rating at 440 V kW	Standard Reference	Advanced Reference	Multifunction Reference	Unit MRP [₹]
Control Units					
0.15…0.6 A	0.09	LUCAX6**	LUCBX6**	LUCMX6BL	On Request
0.35…1.4 A	0.25	LUCA1X**	LUCB1X**	LUCM1XBL	On Request
1.25…5 A	1.5	LUCA05**	LUCB05**	LUCM05BL	On Request
3…12 A	5.5	LUCA12**	LUCB12**	LUCM12BL	On Request
4.5…18 A	7.5	LUCA18**	LUCB18**	LUCM18BL	On Request
8…32 A	15	LUCA32**	LUCB32**	LUCM32BL	On Request

Note: To make the complete unit you need to order base and any of the control units

** Coil Voltage Code

VOLTAGE	24	48...72	100...240
DC	BL (1) (2)	-	-
AC	B	-	-
AC/DC	-	ES (3)	FU (4)

(1) Voltage code to be used for a starter-controller with communication module.
(2) DC voltage with maximum ripple of ± 10 %.
(3) DC: 48…72 V, AC: 48 V.
(4) DC: 110…220 V, AC: 110...240 V.

Please contact Customer Care Center for Stockable and Non stockable status of references.

☑ NORMAL STOCK ITEMS

W.E.F. February 01, 2013

Jeevan and TE Start - Lifeline of Motors





Jeevan Motor Starters

- Complete range of manual DOL & Star delta starters & automatic DOL starters
- Suitable for humid, high temperature & tropical environment
- Ability to withstand wide voltage fluctuation (55% - 110%)

DOL Starters

Motor Power HP	Thermal Protection Adjustment Range	Lot Order Quantity	Reference	Unit MRP [₹]
3CDL Automatic 1 Phase (0.5 - 3 H.P)				
0.5	3.5...6 A	8	MS11AB07*	1185
0.75	6...9 A	8	MS11AB08*	
1		8	MS11AB09* ☑	
1.5	9...14 A	8	MS11AB10*	
2		8	MS11AB11* ☑	
3	12...18 A	8	MS11AB12* ☑	
MF2A Automatic 1 Phase (0.33 - 4 H.P)				
0.33	2.5...4 A	8	MS11AG06*	1810
0.5	4...6.5 A	8	MS11AG07*	
1	6...10 A	8	MS11AG09*	
1.5	9...16 A	8	MS11AG10*	
2		8	MS11AG11*	
3		8	MS11AG12*	
4	12...21 A	8	MS11AG13*	
MF2A Automatic 3 Phase (0.33 - 10 H.P)				
0.33	0.82...0.98 A	8	MS13AG06*	1810
0.5	1.2...1.4 A	8	MS13AG07*	
0.75	1.4...1.6 A	8	MS13AG08*	
1	1.8...2.2 A	8	MS13AG09*	
1.5	2.5...4 A	8	MS13AG10*	
2		8	MS13AG11* ☑	
3	4...6.5 A	8	MS13AG12* ☑	
5	6...10 A	8	MS13AG14* ☑	
7.5	9...16 A	8	MS13AG15*	
10		8	MS13AG16* ☑	
7MDL Manual 1 Phase (0.125 - 3 H.P)				
0.125	1...1.6 A	20	MS11MD03	815
0.17		20	MS11MD04	
0.25	2.4...4 A	20	MS11MD05	
0.33		20	MS11MD06	
0.5	4...6 A	20	MS11MD07	
0.75	6...10 A	20	MS11MD08	
1		20	MS11MD09 ☑	
1.5	8.5...14 A	20	MS11MD10	
2		20	MS11MD11 ☑	
3	13...18 A	20	MS11MD12	
7MDL Manual 3 Phase (0.05 - 7.5 H.P)				
0.05	0.16...0.24 A	20	MS13MD01	965
0.1	0.24...0.4 A	20	MS13MD02	
0.125		20	MS13MD03	
0.17	0.4...0.6 A	20	MS13MD04	
0.25	0.6...1 A	20	MS13MD05	
0.33	1...1.6 A	20	MS13MD06	
0.5		20	MS13MD07	
0.75		20	MS13MD08	
1	1.6...2.4 A	20	MS13MD09	
1.5	2.4...4 A	20	MS13MD10	
2		20	MS13MD11	
3	4...6 A	20	MS13MD12	
5	6...10 A	20	MS13MD14	
7.5	8.5...14 A	20	MS13MD15	

Star Delta Starters

Motor Power HP	Thermal Protection Adjustment Range	Lot Order Quantity	Reference	Unit MRP [₹]
MWA/LWA Manual, 3 Phase (3 - 20 H.P)				
3	4.7...5.7 A	4	MS23ME12*	3535
5	6.9...11.3 A	4	MS23ME14*	
7.5	10.9...13.3 A	4	MS23ME15*	
10	14.2...16.9 A	4	MS23ME16*	
12.5	15.6...27.7 A	4	MS23ME17*	
15		4	MS23ME18*	
20	27.3...34.6 A	4	MS23MH20*	4475

Coil Voltage Code

Note: For Three and Single Phase, the standard Stockable Coil voltages are 415V and 220V respectively.

Operating Band Details:

For 3CDL, M5	220V = 120V ~ 240V,
For MF2A, P5	230V = 160V ~ 260V,
For MF2A and M/LWA, W5	360V = 200 ~ 400V
For MF2A and M/LWA, N5	415V = 260 ~ 460V

Note: For ordering other coil voltages, please contact our regional Sales Office.

* Coil Voltage Code

VOLTAGE	220	230	360	415
50 Hz	M5	P5	W5	N5

Please contact Customer Care Center for Stockable and Non stockable status of references.

☑ NORMAL STOCK ITEMS

W.E.F. February 01, 2013

TE Start Motor Starters

- Exhaustive Range of industrial starters consisting of DOL, Reversing, Automatic star delta starters
- Better aesthetic & Assured performance
- Test to trip facility
- Built in single phasing protection

DOL Starters



Motor Power HP	Thermal Protection Adjustment Range	Device Short Name	Reference	Unit MRP [₹]
TDL, Automatic 1 Phase (0.17 - 3 HP)				
0.17	1.1...1.7 A	5TDL	MS11AC04*	1975
0.33	2.5...4 A	5TDL	MS11AC06*	
0.5	4...6 A	5TDL	MS11AC07*	
1	5.5...8 A	5TDL	MS11AC09*	
1.5	9...13 A	10TDL	MS11AC10*	2205
2		10TDL	MS11AC11*	
3	12...18 A	10TDL	MS11AC13*	
TDL, Automatic 3 Phase (0.05 - 125 HP)				
0.05	0.16...0.25 A	5TDL	MS13AC01*	1975
0.125	0.24...0.4 A	5TDL	MS13AC03*	
0.17	0.4...0.63 A	5TDL	MS13AC04*	
0.25	0.63...1 A	5TDL	MS13AC05*	
0.33		5TDL	MS13AC06*	
0.5	1...1.7 A	5TDL	MS13AC07*	
0.75		5TDL	MS13AC08*	
1	1.6...2.5 A	5TDL	MS13AC09* ☑	
1.5		5TDL	MS13AC10*	
2	2.5...4 A	5TDL	MS13AC11* ☑	
3	4...6 A	5TDL	MS13AC12* ☑	
5	5.5...8 A	5TDL	MS13AC14* ☑	
7.5	9...13 A	10TDL	MS13AC15* ☑	
10	12...18 A	10TDL	MS13AC16* ☑	2205
12.5	16...24 A	15TDL	MS13AC17*	3740
15		15TDL	MS13AC18* ☑	
17.5	23...32 A	20TDL	MS13AC19*	6330
20		20TDL	MS13AC20*	
25	30...40 A	30TDL	MS13AC21*	9610
30	37...50 A	30TDL	MS13AC22*	
40	48...65 A	40TDL	MS13AC24*	12610
50	63...80 A	50TDL	MS13AC26*	14320
75	84...135 A	75TDL	MS13AC28*	22325
100	124...198 A	100TDL	MS13AC29*	28760
125		125TDL	MS13AC30*	31515
TRS, Automatic Reversing 3 Phase (3 - 20 HP)				
3	4...6 A	10TRS	MS13RJ12*	5490
5	5.5...8 A	10TRS	MS13RJ14*	
7.5	9...13 A	10TRS	MS13RJ15*	
10	12...18 A	10TRS	MS13RJ16*	
12.5	16...24 A	20TRS	MS13RJ17*	9000
15		20TRS	MS13RJ18*	
17.5	23...32 A	20TRS	MS13RJ19*	9490
20		20TRS	MS13RJ20*	

Star Delta Starters



Motor Power HP	Thermal Protection Adjustment Range	Device Short Name	Reference	Unit MRP [₹]
TSD/A, Automatic 3 Phase (7.5 - 400 HP)				
7.5	5.5...8 A	15TSDA	MS23AI15*	6800
10	7...10 A	15TSDA	MS23AI16* ☑	6800
12.5	9...13 A	15TSDA	MS23AI17*	6900
15		15TSDA	MS23AI18* ☑	6900
20	12...18 A	30TSDA	MS23AI20* ☑	7840
25	16...24 A	30TSDA	MS23AI21* ☑	8900
30	23...32 A	30TSDA	MS23AI22* ☑	10295
35		40TSDA	MS23AI23*	16515
40	30...38 A	40TSDA	MS23AI24*	17370
50	37...50 A	50TSDA	MS23AI26*	21090
60		75TSDA	MS23AI27*	36595
75	45...65 A	75TSDA	MS23AI28*	39070
100	62...99 A	100TSDA	MS23AI29*	50850
125	84...135 A	125TSDA	MS23AI30*	53315
150		150TSDA	MS23AI31*	65720
200	124...198 A	200TSDA	MS23AI32*	78985
250	174...279 A	250TSDA	MS23AI33*	99680
400	259...414 A	400TSDA	MS23AI34*	131600

*Coil Voltage Code

VOLTAGE	220	415
AC 50 Hz	M5	N5

Note:- For Three and Single Phase, the standard Stockable Coil Voltages are 415V and 220V respectively.

Note:- Submersible Star-Delta Starter Panel Starters are available on request. Please consult our local Sales Office.

Starters D.O.L

Thermal protection Adjustment Range	Motor Power kW	Reference	Unit MRP [₹]
LE1-M Model Enclosed			
• Conforming to IEC 947-4-1 for motors upto 7.5 kW			
0.54...0.8 A	0.25	LE1M35**05	2885
0.8...1.2 A	0.37	LE1M35**06	
1.2...1.8 A	0.55	LE1M35**07	
1.8...2.6 A	0.75	LE1M35**08	
2.6...3.7 A	1.50	LE1M35**10	
3.7...5.5 A	2.20	LE1M35**12	
5.5...8 A	3	LE1M35**14	3030
8...11.5 A	4	LE1M35**16	
10...14 A	5.50	LE1M35**21	
12...16 A	7.50	LE1M35**22	3220

** Coil Voltage Code

VOLTAGE	220/230	380/400	400/415
Code	M7	Q7	N7

Please contact Customer Care Center for Stockable and Non stockable status of references.

☑ NORMAL STOCK ITEMS

W.E.F. February 01, 2013

Starters Spares

Spare Parts

Description	Lot Order Quantity	Reference	Unit MRP [₹]
Common for MF2A & LWA2SD/MWA2SD Starters			
OLSPM Relay w/o Heater	10	MSR1G01	730
OLSPM Relay (1.2 - 1.4A)	10	MSR1G02	850
OCSPM Relay (1.4 - 1.6A)	10	MSR1G03	
OLSPM Relay (2.5 - 4.0A)	10	MSR1G04	
OLSPM Relay (4 - 6.5A)	10	MSR1G05	
OLSPM Relay (6 - 10A)	10	MSR1G06	
OLSPM Relay (9 - 16A)	10	MSR1G07	
OLSPM Relay (12 - 21A)	10	MSR1G08	
OLSPM Relay w/o Heater	10	MSR3G01	730
OLSPM Relay (0.82 - 0.98A)	10	MSR3G02	850
OLSPM Relay (1.2 - 1.4A)	10	MSR3G03	
OLSPM Relay (1.4 - 1.6A)	10	MSR3G04	
OLSPM Relay (1.8 - 2.2A)	10	MSR3G05	
OLSPM Relay (2.5 - 4A)	10	MSR3G06	
OLSPM Relav (4 - 6.5A)	10	MSR3G07	
OLSPM Relay (6 - 10A)	10	MSR3G08	
OLSPM Relay (9 - 16A)	10	MSR3G09	
OLSPM Relay (6.9 - 11.3A)	10	MSR3E02	
OLSPM Relay (10.4 - 17.3A)	10	MSR3E03	
OLSPM Relay (15.6 - 27.7A)	10	MSR3E04	
OLSPL Relay w/o Heater	10	MSR3H01	1010
OLSPL Relay (27.7 - 34.6A)	10	MSR3H02	1275
WGA Heater Set for MF2A (0.82~0.98)	10	MSHG06	165
WDB Heater Set for MF2A (1.2~1.4)	10	MSHG07	
WDA Heater Set for MF2A (1.4~1.6)	10	MSHG08	
WBB Heater Set for MF2A (1.8~2.2)	10	MSHG09	
AW Heater Set for MF2A (2.5~4.00)	10	MSHG11	
DW Heater Set for MF2A (4.00~6.50)	10	MSHG12	
WS Heater Set for MF2A (12~21)	10	MSHG13	
GW Heater Set for MF2A (6~10)	10	MSHG14	
LW Heater Set for MF2A (9~16)	10	MSHG16	
LW Heater Set for MWA2SD (15.6 - 27.7)	10	MSHE18	
DW Heater Set for MWA2SD (6.9 - 11.3)	10	MSHE14	
GW Heater Set for MWA2SD (14.2 - 16.9)	10	MSHE16	
SW Heater Set for LWA2SD (27.3 - 34.6)	10	MSHH20	280
Standard Spares of 7 MDL			
Relay with Trip Bracket (1 - 1.6A)	10	MSR1D01	325
Relay with Trip Bracket (2.4 - 4A)	10	MSR1D02	
Relay with Trip Bracket (4 - 6A)	10	MSR1D03	
Relay with Trip Bracket (6 - 10A)	10	MSR1D04	
Relay with Trip Bracket (8.5 - 14A)	10	MSR1D05	
Relay with Trip Bracket (13 - 18A)	10	MSR1D06	
Relay with Trip Bracket (0.16 - 0.20A)	10	MSR3D01	
Relay with Trip Bracket (0.24 - 0.40A)	10	MSR3D02	
Relay with Trip Bracket (0.6 - 1A)	10	MSR3D04	
Relay with Trip Bracket (1 - 1.6A)	10	MSR3D05	
Relay with Trip Bracket (1.6 - 2.4A)	10	MSR3D06	
Relay with Trip Bracket (2.4 - 4A)	10	MSR3D07	
Relay with Trip Bracket (4 - 6A)	10	MSR3D08	
Relay with Trip Bracket (6 - 10A)	10	MSR3D09	
Relay with Trip Bracket (8.5 - 14A)	10	MSR3D10	
Base Assembly with Pushbutton Mechanism	10	MSMD01	340
Protective Cover w/o U/V	10	MSMD02	115

Spare Parts

Description	Lot Order Quantity	Reference	Unit MRP [₹]
For Direct Online Starter MF2A			
MF1 contactor with 230V	10	MSMG01	1130
MF1 contactor with 360V	10	MSMG02	
MF1 contactor with 415V	10	MSMG03	
Contact Kit	10	MSCG	565
360V (200-400V) 50Hz Coil	10	MSXGW5	300
415V (260-460V) 50Hz Coil	10	MSXGN5	
230V (160-260V) 50Hz Coil	10	MSXGP5	
Cover Fixing Screws	10	MSMG04	45
Pushbutton Assembly	10	MSMG05	190
For Automatic Single Phase DOL Starter Type 3CDL			
Overload Relay (3.6 - 6A)	10	MSR1B01	700
Overload Relay (6 - 9A)	10	MSR1B02	
Overload Relay (9 - 14A)	10	MSR1B03	
Overload Relay (12 - 18A)	10	MSR1B04	
Contactor with 220V Coil	10	MSMB01	850
Contactor with 240V Coil	10	MSMB02	
Contact Kit	10	MSCB	190
220V (120-240V) 50Hz Coil	10	MSXBM5	
Red Pushbutton Assembly	10	MSMB03	75
Green Pushbutton Assembly	10	MSMB04	
Starter Case	10	MSMB05	105
Starter Cover	10	MSMB06	
Rubber Groumet	10	MSMB07	55
For Star Delta Starters Type MWA2SD/LWA2SD			
360V (200 - 400V) Coil Assembly	10	MSXEW5	590
415V (260 - 460V) Coil Assembly	10	MSXEN5	
Stop Pushbutton Assembly	10	MSME01	95
Fixed Contact	10	MSCE01	380
Moving Contact	10	MSCE02	
Drum Core	10	MSME02	85
Finger Contact Springs	10	MSME03	65
Finger Base	10	MSME04	80
Handle Rod and Handle Centre	10	MSME05	190
For TDL, TRS & TSD/A Starters			
Pushbutton Actuator Assembly for 10/40/50/75/100/125 TDL	10	MSMC02	150
Pushbutton Switch Assembly for 10 TDL	10	MSMC03	310
Start Pushbutton Assembly for 40 - 400 TSDA	10	MSMI01	200
Stop Pushbutton Assembly for 40 - 400 TSDA	10	MSMI02	
9 Way Terminal Block for 15 TSDA	10	MSMI03	295
9 Way Terminal Block for 30 TSDA	10	MSMI04	
9 Way Terminal Block for 40 - 75 TSDA	10	MSMI05	720
Electronic Timer for 15 - 400 TSDA	10	MSMI06 ☑	1415
Pushbutton Actuator Assembly for 15/20/30 TDL, 10/20 TRS &15/30 TSDA	10	MSMK01	335

Note:- For Spare coil, contactor, O/L relay and accessories, please see Activa pricelist separately.

Please contact Customer Care Center for Stockable and Non stockable status of references.

☑ **NORMAL STOCK ITEMS**

W.E.F. February 01, 2013

Selection Chart:

EasyPact TVS DOL (Type 2 Co-ordination with Fuse)

- Standard: IEC 60947-4-1
- Fuses: Cooper Bussmann
- Iq (A): 50KA
- Ue: 415Vac / 50Hz
- Contactor Coil: Type M5 (220 Vac/ 50 Hz)

Motor Output		FLC	SDF (NX Range)			Contactor		Thermal Overload Relay	
KW	HP	I(A)	Type	Fuse Type	Fuse Rating (A)	Type	AC3 (A)	Type	Range (A)
0.37	0.5	1	NX32	6NHG000B	6	LC1E09	9	LRE06	1.0 - 1.6
0.55	0.75	1.5	NX32	6NHG000B	6	LC1E09	9	LRE06	1.0 - 1.6
0.75	1	2	NX32	6NHG000B	6	LC1E09	9	LRE07	1.6 - 2.5
1.5	2	3.5	NX32	16NHG000B	16	LC1E09	9	LRE08	2.5 - 4.0
2.2	3	5	NX32	16NHG000B	16	LC1E09	9	LRE10	4.0 - 6.0
3	4	6.8	NX32	20NHG000B	20	LC1E09	9	LRE12	5.5 - 8.0
4	5.5	8.4	NX32	20NHG000B	20	LC1E09	9	LRE14	7.0 - 10
5.5	7.5	11.2	NX32	25NHG000B	25	LC1E12	12	LRE16	9.0 - 13
7.5	10	14	NX63	40NHG000B	40	LC1E18	25	LRE21	12.0 - 18
9	12	18	NX63	50NHG000B	50	LC1E25	25	LRE22	16 - 24
11	15	21	NX63	50NHG000B	50	LC1E32	32	LRE22	16 - 24
15	20	28.5	NX63	63NHG000B	63	LC1E32	40	LRE32	23 - 32
18.5	25	34	NX80	80NHG000B	80	LC1E40	40	LRE355	30 - 40
22	30	42	NX80	80NHG000B	80	LC1E50	50	LRE357	37 - 50
30	40	57	NX100	100NHG000B	100	LC1E65	65	LRE359	48- 65
37	50	70	NX100	125NHG00B	125	LC1E80	80	LRE363	63- 80
45	60	81	NX125	160NHG00B	160	LC1E95	95	LRE365	80- 104
56	75	100	NX160	160NHG00B	160	LC1E120	115	LRE482	84- 135
80	107	138	NX200	250NHG1B	250	LC1E160	150	LRE483	124- 198
90	120	165	NX250	250NHG1B	250	LC1E160	160	LRE483	124- 198
100	135	182	NX250	315NHG2B	315	LC1E200	200	LRE483	124- 198
110	150	196	NX315	315NHG2B	315	LC1E200	200	LRE483	124- 198
132	177	240	NX400	355NHG2B	355	LC1E250	250	LRE485	174- 279
160	215	285	NX400	400NHG2B	400	LC1E300	300	LRE486	208- 333

EasyPact TVS Star Delta (Type 2 Co-ordination with Fuse)

- Standard: IEC 60947-4-1
- Fuses: Cooper Bussmann
- Iq (A): 50KA
- Ue: 415Vac / 50Hz
- Contactor Coil: Type M5 (220 Vac/ 50 Hz)

Motor Output		FLC		SDF (NX Range)			Contactor				Thermal Overload Relay	
KW	HP	I Line (A)	I phase (A)	Type	Fuse Type	Fuse Rating (A)	Star Contactor	AC3- A	Main / Delta Contactor	AC3- A	Type	Range (A)
1.5	2	4	2.3	NX32	10NHC00G	10	LC1E09	9	LC1E09	9	LRE07	1.6-2.5
2.2	3	5	3	NX32	16NHC00G	16	LC1E09	9	LC1E09	9	LRE08	2.5-4
3	4	7	4	NX32	16NHC00G	16	LC1E09	9	LC1E09	9	LRE08	2.5-4
4	5.3	9	5	NX32	20NHC00G	20	LC1E09	9	LC1E09	9	LRE10	4-6
5.5	7.5	10	6	NX32	20NHC00G	20	LC1E09	9	LC1E09	9	LRE12	5.5-8
7.5	10	16	9	NX32	32NHC00G	32	LC1E09	9	LC1E09	9	LRE14	7-10
9	12	17	10	NX32	32NHC00G	32	LC1E09	9	LC1E12	9	LRE14	7-10
11	15	21	12	NX63	50NHC00G	50	LC1E12	12	LC1E12	12	LRE16	9-13
15	20	28	16	NX63	63NHC00G	63	LC1E18	18	LC1E18	18	LRE21	12-18
22	30	42	24	NX63	80NHC00G	80	LC1E25	25	LC1E25	25	LRE32	23-32
30	40	57	33	NX125	100NHG00B	100	LC1E40	40	LC1E40	40	LRE355	30-40
45	60	81	47	NX125	125NHG00B	125	LC1E40	40	LC1E50	50	LRE357	37-50
55	75	100	58	NX125	125NHG00B	125	LC1E40	40	LC1E65	65	LRE359	48-65
80	107	139	80	NX200	200NHG1B	200	LC1E80	80	LC1E80	80	LRE363	63-80
110	150	196	113	NX315	315NHG2B	315	LC1E300	300	LC1E300	300	LRE482	84~135
160	215	286	165	NX400	355NHG2B	355	LC1E300	300	LC1E300	300	LRE483	124~198

W.E.F. February 01, 2013

Selection Chart:

Standard DOL Motor Starters (Type 1 Co-ordination with MPCB at 415 V)

- Fault indication features possible
- Chance of single phasing reduced
- No replacement of fuses
- More reliability
- No running cost

Motor Rating kW	Operational Current in A	Iq* kA	Motor Circuit Breaker	Thermal Range	Contactor
0.37	1.0	50	GV2ME05	0.63-1	LC1K06
0.55	1.5	50	GV2ME06	1-1.6	LC1K06
0.75	2.0	50	GV2ME07	1.6-2.5	LC1K06
1.1	2.5	50	GV2ME08	2.5-4	LC1K06
1.5	3.5	50	GV2ME08	2.5-4	LC1K06
2.2	5.0	50	GV2ME10	4-6.3	LC1K06
3.0	6.5	50	GV2ME14	6-10	LC1K09
4.0	8.4	50	GV2ME14	6-10	LC1K09
5.5	11.0	15	GV2ME16	9-14	LC1K12
7.5	14.8	15	GV2ME20	13-18	LC1D18
9.0	18.1	15	GV2ME21	17-23	LC1D25
11.0	21.0	15	GV2 ME22	20-25	LC1D25
15.0	28.5	10	GV2ME32	24-32	LC1D32
18.5	35.0	50	GV3P40	30-40	LC1D40A
22.0	42.0	50	GV3P50	37-50	LC1D50A
30.0	57.0	50	GV3P65	48-65	LC1D65A
37.0	69.0	15	GV3ME80	56-80	LC1D80
45.0	81.0	25	GV7RE100	60-100	LC1D95
55.0	100.0	25	GV7RE150	90-150	LC1D115
75.0	135.0	35	GV7RE150	90-150	LC1D150
90.0	165.0	35	GV7RE220	132-220	LC1F185
110.0	200.0	35	GV7RE220	132-220	LC1F225

Iq* - Rated conditional short circuit at operational voltage 415/440V

* High Performance DOL Motor Starters (Type 2 Co-ordination with MPCB at 415 V)

- No down time
- Fault indication features possible
- Chance of single phasing reduced
- No replacement of HRC fuses
- More reliability
- No running cost

Motor Rating kW	Operational Current in A	Iq* kA	Motor Circuit Breaker	Thermal Range	Contactor
0.37	1	130	GV2ME05	0.63-1	LC1D09
0.55	1.5	130	GV2ME06	1-1.6	LC1D09
0.75	2	130	GV2ME07	1.6-2.5	LC1D09
1.1	2.5	130	GV2ME08	2.5-4	LC1D09
1.5	3.5	130	GV2ME08	2.5-4	LC1D09
2.2	5	130	GV2ME10	4-6.3	LC1D09
3.0	6.5	130	GV2ME14	6-10	LC1D09
4.0	8.4	130	GV2ME14	6-10	LC1D09
5.5	11	130	GV2ME16	9-14	LC1D25
7.5	14.8	50	GV2ME20	13-18	LC1D25
9.0	18.1	50	GV2ME21	17-23	LC1D25
11.0	21	50	GV2ME22	20-25	LC1D25
15.0	28.5	35	GV2ME32	25-32	LC1D32
18.5	35	50	GV3P40	30-40	LC1D40A
22.0	42	50	GV3P50	37-50	LC1D50A
30.0	57	50	GV3P65	48-65	LC1D65A
37.0	69	70	GV7RS80	48-80	LC1D80
45.0	81	70	GV7RS100	60-100	LC1D115
55.0	100	70	GV7RS150	90-150	LC1D150
75.0	135	70	GV7RS150	90-150	LC1D150
90.0	165	70	GV7RS220	132-220	LC1F185
110.0	200	70	GV7RS220	132-220	LC1F225

Iq* Rated conditional short circuit at operational voltage 415/440 V
* Breaking Capacity of Circuit Breakers can be increased by using current limiter type GV1L3.

Selection Chart:

Standard Star Delta Motor Starters (Type 1 Co-ordination with MPCB at 415 V)

- Fault indication features possible
- Chance of single phasing reduced
- No replacement of hrc fuses
- More reliability
- No running cost

Motor Rating kW	Operational Current in A	Iq* kA	Motor Circuit Breaker	Thermal Range	Contactor
1.5	3.5	50	GV2ME08	2.5-4	3XLC1K06
2.2	5	50	GV2ME10	4-6.3	3XLC1K06
3.0	6.5	50	GV2ME14	6-10	3XLC1K06
4.0	8.4	50	GV2ME14	6-10	3XLC1K06
5.5	11	15	GV2ME16	9-14	3XLC1K06
7.5	14.8	15	GV2ME20	13-18	3XLC1K09
9.0	18.1	15	GV2ME21	17-23	3XLC1D12
11.0	21	15	GV2ME22	20-25	3XLC1D12
15.0	28.5	10	GV2ME32	24-32	3XLC1D18
18.5	35	50	GV3P40	30-40	3XLC1D18
22.0	42	50	GV3P50	37-50	3XLC1D32
30.0	57	50	GV3P65	48-65	3XLC1D32
37.0	69	50	GV3P65	48-65	3XLC1D40A
45.0	81	25	GV7RE100	60-100	3XLC1D50A
55.0	100	25	GV7RE100	60-100	3XLC1D50A
75.0	135	35	GV7RE150	90-150	3XLC1D80
90.0	165	35	GV7RE220	132-220	3XLC1D115
110.0	200	35	GV7RE220	132-220	3XLC1D115

Iq* Rated conditional short circuit at operational voltage 415/440 V

* High Performance Star Delta Motor Starters (Type 2 Co-ordination with MPCB at 415 V)

- No down time
- Fault indication features possible
- No replacement of hrc fuses
- More reliability
- No running cost

Motor Rating kW	Operational Current in A	Iq* Motor kA	Circuit Breaker	Thermal Range	Contactor
1.5	3.5	130	GV2P08	2.5-4.0	3XLC1D09
2.2	5	130	GV2P10	4-6.3	3XLC1D18
3.0	6.5	130	GV2P14	6-10	3XLC1D18
4.0	8.4	130	GV2P14	6-10	3XLC1D18
5.5	11	130	GV2P16	9-14	3XLC1D25
7.5	14.8	50	GV2P20	13-18	3XLC1D25
9.0	18.1	50	GV2P21	17-23	3XLC1D25
11.0	21	50	GV2P22	20-25	3XLC1D25
15.0	28.5	50	GV3P32	23-32	3XLC1D40A
18.5	35	50	GV3P40	30-40	3XLC1D50A
22.0	42	50	GV3P50	37-50	3XLC1D50A
30.0	57	50	GV3P65	48-65	3XLC1D65A
37.0	69	70	GV7RS80	48-80	3XLC1D80
45.0	81	70	GV7RS100	60-100	3XLC1D115
55.0	100	70	GV7RS100	60-100	3XLC1D115
75.0	135	70	GV7RS150	90-150	3XLC1D150
90.0	165	70	GV7RS220	132-220	3XLC1F185
110.0	200	70	GV7RS220	132-220	3XLC1F225

Iq* Rated conditional short circuit at operational voltage 415/440 V

* Breaking Capacity of Circuit Breakers can be increased by using current limiter type GV1L3.



Price List February 2013

Make the most of your energy℠

Schneider Electric India Pvt. Ltd.

Corporate Office: 9th Floor, DLF Building No. 10, Tower C, DLF Cyber City, Phase II, Gurgaon 122002 Haryana
Tel.: ++91 124 3940400 Fax: ++91 124 4222036/ 037

Ahmedabad
Schneider Electric India (P) Ltd.
42 A, 4th Floor, Space House,
Opp. Shri Krishna Centre,
Mithakali Six Roads, Ahmedabad- 380009
Tel.: 079-39404000
Fax.: 079-26440368

Bangalore
Schneider Electric India (P) Ltd.
4th floor, Electra, Wing A,
Exora Business Parks, Marathahalli
Sarjapur Outer Ring Road,
Bangalore- 560103
Tel.: 080 4333 3333
Fax: 080 4333 3222

Chandigarh
Schneider Electric India (P) Ltd.
SCO - 13 - 14 - 15, Top Floor,
Sector - 34-A
Chandigarh -160022
Tel.: 0172-5076781 / 82 / 83/ 84
Fax.: 0172-2669043

Chennai
Schneider Electric India (P) Ltd.
No.108/5, 3rd Floor, DBS Westminister
Dr. Radhakrishnan Salai,
(Opp. President Hotel)
Mylapore, Chennai- 600004.
Tel.: 91-44-39143200

Cochin
Schneider Electric India (P) Ltd.
41 / 406- D1,3rd Floor, Beejay Towers,
Rajaji Road Cochin- 682035
Tel.: 0484-3048401 /2 /3 /4 /6
Fax.: 0484-3048405

Coimbatore
Schneider Electric India (P) Ltd.
No. -104, Classic Tower, 3rd Floor,
Trichy Road, Coimbatore- 641018
Tel.: 0422-4392729 / 4392927
Fax.: 0422-4392972

Jaipur
Schneider Electric India (P) Ltd.
Jaipur Business Centre 309, 3rd Floor,
Sangam Tower, Church Road,
Jaipur- 302001
Tel.: 0141 3925490
Fax.: 0141-5113303

Jamshedpur
Schneider Electric India (P) Ltd.
The Business Centre Moti Bhavan
Road No.1, Contractor's Area Bistupur
Jamshedpur- 831001
Tel.: 0657-2222757

Kolkata
Schneider Electric India (P) Ltd.
Sugam Business Park, 4th & 5th Floor,
Plot No. J6, Block- GP Sector V,
Salt Lake City, Kolkata- 700091.
Tel.: 033-39404000
Fax.: 033-30248686

Lucknow
Schneider Electric India (P) Ltd.
1st Floor, Asha Bhawan 27 / II -A,
Gokhale Marg, Lucknow- 226001
Tel.: 0522-4006010 /1 /2 /3 /4
Fax.: 0522-4006015

Ludhiana
Schneider Electric India (P) Ltd.
Office No. - 3, 5th Floor, Novelty Plaza
Ferozpur Road, Bhaiwala Chowk
Ludhiana- 140001
Tel.: 0161- 4656672-75
Fax.: 0161- 4656671

Mumbai
Schneider Electric India (P)(Ltd)
Unit no.1141, 1142 Building No. 11,
04th Floor Solitaire Corporate Park,
Andheri Kurla Road,
Chakala Andheri (E) Mumbai- 400059
Tel.: 022-39404000
Fax.: 022-30738800

Nagpur
Schneider Electric India (P) Ltd.
Fortune Business Centre, 6,
Vasant Vihar, W.S.C Road
Shankar Nagar, Nagpur- 440010
Tel.: 0712-2558581
Fax: 0712-2550070

Pune
Schneider Electric India (P) Ltd.
2nd Floor, R.B. Business Centre
Above Puma Showroom
Sanghvi Nagar, Aundh, Pune- 411007
Tel.: 020-39404000
Fax.: 020-30696762

Secunderabad
Schneider Eleclric India (P) Ltd.
401 - 404A, 4th Floor,
Ashoka Bhopal Chambers, S.P. Road
Secundrabad- 500003
Tel.: 04039404000
Fax.: 040-39131313

Vadodara
Schneider Electric India (P) Ltd.
305, Concorde Buliding, 4th Floor,
R.C.Dutt Road Alkapuri
Vadodara - 390007
Tel.: 0265-3940400
Fax.: 0265-2353406

Vishakhapatnam
Schneider Electric India (P) Ltd.
10-1-43, Ratnam's Executive Centre,
Siripuram Fort,
C.B.M.Compound,
Visakhapatnam- 530003
Tel.: 0891 - 2508990
Fax.: 0891 - 6662221

For more information, visit our website at: www.schneider-electric.co.in

Customer Care Centre

Monday-Saturday, 9 a.m. to 8 p.m.
Toll-free numbers: 1800 180 1707, 1800 103 0011
General number: 0124 3940400
Fax number: 0124 4222042
Email: Customercare.in@schneider-electric.com

- All Prices are in Indian Rupees.
- Prices are subject to change without notice.
- Prices charged will be as prevailing on the date of dispatch.
- Maximum Retail Price (MRP) is inclusive of all taxes.

Distributor