	Inscrip-tion	Function: = Momentary / = Maintained	For use with	Bezel: Silver Part no. Article no.	Price See price list	Std. pack	Bezel: black Part no. Article no.	Price See price list	Std. pack
Joystick, IP66									
ATEX → Engineering Bezel gold-plated → Page 2/48, use adapter M22-A4 → Page 1/11 With one operating point per operating direction									
 2 positions			–	**M22-WJ2H** 289195		1 off	**M22S-WJ2H** 289197		1 off
			–	**M22-WRJ2H** 289199			**M22S-WRJ2H** 289241		
			–	**M22-WJ2V** 289196			**M22S-WJ2V** 289198		
			–	**M22-WRJ2V** 289240			**M22S-WRJ2V** 289242		
4 positions			–	**M22-WRJ4** 279415		5 off	**M22S-WRJ4** 279416		5 off
4 positions			–	**M22-WJ4** 279417		5 off	**M22S-WJ4** 279418		5 off

Information relevant for export to North America

Product Standards	IEC/EN 60947-5; UL 508; CSA-C22.2 No. 14-05; CSA-C22.2 No. 94-91; CE marking
UL File No.	E29184
UL CCN	NKCR
CSA File No.	012528
CSA Class No.	3211-03
NA Certification	UL Listed, CSA certified
Degree of Protection	UL/CSA Type 3R, 4X, 12, 13

With two operating points per operating direction
These joysticks are combined with normal normally open contacts M22-K10 and normally open contacts M22-K10P.

 2 positions			–	**M22-WJ2H-2P** 111508		1 off			
2 positions			–	**M22-WJ2V-2P** 111507		1 off			
4 positions			–	**M22-WJ4-2P** 110836		1 off			

Information relevant for export to North America

NA Certification	Request filed for UL and CSA

Pushbuttons, IP66, 4-way									
ATEX → Engineering									
Pushbuttons not mechanically interlocked 	No inscription, push-button color black		–	**M22-D4-S** 279411		5 off	**M22S-D4-S** 279412		5 off
	Custom pushbutton color and inscription, → Notes		–	**M22-D4-*-*** 279413		5 off	**M22S-D4-*-*** 279414		5 off
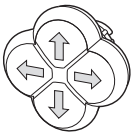	Arrows white, push-button color black		–	**M22-D4-S-X7** 286336		5 off	**M22S-D4-S-X7** 286337		5 off
Opposite pushbutton mechanically inter-locked 	Arrows white, push-button color black		–	**M22-DI4-S-X7** 286338		5 off	**M22S-DI4-S-X7** 286339		5 off
	Custom pushbutton color and inscription, → Notes		–	**M22-DI4-*-*** 286340		5 off	**M22S-DI4-*-*** 286341		5 off

Notes

-*-*: * B = blue, G = green, R = red, B = black, W = white, Y = yellow
State colors clockwise, starting at 12:00 o'clock



-*-*: * = File name generated by Labeleditor
→ Engineering

Information relevant for export to North America

Product Standards	IEC/EN 60947-5; UL 508; CSA-C22.2 No. 14-05; CSA-C22.2 No. 94-91; CE marking
UL File No.	E29184
UL CCN	NKCR
CSA File No.	012528
CSA Class No.	3211-03
NA Certification	UL Listed, CSA certified
Degree of Protection	UL/CSA Type 3R, 4X, 12, 13

HPL02025EN

	Inscription	For use with	Bezel: Silver **Part no.** Article no.	**Price** See price list	Std. pack	**Information relevant for export to North America**
Labels						
	No inscription	Joystick 4-way selector switch actuators	**M22-XCK** 279433		10 off	UL/CSA certification not required
	4 direction arrows	Joystick 4-way selector switch actuators	**M22-XCK1** 279434			
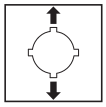	2 direction arrows, can be turned through 90°	Joystick 2 positions	**M22-XCK3** 290260			
	0-1-0-2-0-3-0-4	4-way selector switch actuators	**M22-XCK2** 279435			
	With customized inscription to order via Labeleditor → Engineering	Joystick 4-way selector switch actuators	**M22-XCK-*** 279436			

Notes

-*-*: * B = blue, G = green, R = red, B = black, W = white, Y = yellow
State colors clockwise, starting at 12:00 o'clock,



-*-*: * = File name generated by Labeleditor
→ Engineering

	Color	Construction	Protection	**Part no.** Article no.	**Price** See price list	Std. pack	**Information relevant for export to North America**
Indicator lights							
LEDs for indicator lights → Page 2/33 and following							
	○ White	Flat	IP67, IP69K	**M22-L-W** 216771		10 off	Product Standards: IEC/EN 60947-5; UL 508; CSA-C22.2 No. 14-05; CSA-C22.2 No. 94-91; CE marking UL File No.: E29184 UL CCN: NKCR CSA File No.: 012528 CSA Class No.: 3211-03 NA Certification: UL Listed, CSA certified Degree of Protection: UL/CSA Type 3R, 4X, 12, 13
	Red	Flat	IP67, IP69K	**M22-L-R** 216772			
	Green	Flat	IP67, IP69K	**M22-L-G** 216773			
	Yellow	Flat	IP67, IP69K	**M22-L-Y** 216774			
	Blue	Flat	IP67, IP69K	**M22-L-B** 216775			
	– Without lens[1)]	Flat	IP67, IP69K	**M22-L-X** 216776			
	–	Flat	IP67, IP69K	**M22-L-X-GVP** 216777		50 off	
ATEX → Engineering 	○ White	Extended, conical	IP67, IP69K	**M22-LH-W** 216778		10 off	
	Red	Extended, conical	IP67, IP69K	**M22-LH-R** 216779			
	Green	Extended, conical	IP67, IP69K	**M22-LH-G** 216780			
	Yellow	Extended, conical	IP67, IP69K	**M22-LH-Y** 216781			
	Blue	Extended, conical	IP67, IP69K	**M22-LH-B** 216782			
Indicator lights conical, BA 9s							
can be fitted in M20/M25 knockout in base For filament and neon bulbs up to 2.4 W							
	Red	Conical	IP67, IP69K	**L-R** 208689		1 off	NA Certification: Request filed for UL and CSA Degree of Protection: UL/CSA Type 3R, 4X, 12, 13
	Green	Conical	IP67, IP69K	**L-G** 208690			
	Yellow	Conical	IP67, IP69K	**L-Y** 208691			
	○ White	Conical	IP67, IP69K	**L-W** 208692			
Compact indicator lights							
Without light elements For filament bulbs, neon bulbs and LEDs up to 2.4 W with BA 9s lamp socket							
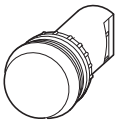	○ White	Flat	IP67, IP69K	**M22-LC-W** 216907		10 off	Product Standards: IEC/EN 60947-5; UL 508; CSA-C22.2 No. 14-05; CE marking UL File No.: E29184 UL CCN: NKCR CSA File No.: 012528 CSA Class No.: 3211-03 NA Certification: UL Listed, CSA certified Degree of Protection: UL/CSA Type 3R, 4X, 12, 13
	Red	Flat	IP67, IP69K	**M22-LC-R** 216908			
	Green	Flat	IP67, IP69K	**M22-LC-G** 216909			
	Yellow	Flat	IP67, IP69K	**M22-LC-Y** 216910			
	Blue	Flat	IP67, IP69K	**M22-LC-B** 216911			
	– Without lens[1)]	Flat	IP67, IP69K	**M22-LC-X** 216912			
ATEX → Engineering 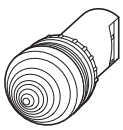	○ White	Extended, conical	IP67, IP69K	**M22-LCH-W** 216914			
	Red	Extended, conical	IP67, IP69K	**M22-LCH-R** 216915			
	Green	Extended, conical	IP67, IP69K	**M22-LCH-G** 216916			
	Yellow	Extended, conical	IP67, IP69K	**M22-LCH-Y** 216917			
	Blue	Extended, conical	IP67, IP69K	**M22-LCH-B** 216918			

Notes [1)] Lenses for indicator lights → Page 2/40

	Circuit Symbol	Resistance R kΩ	Bezel: Silver **Part no.** Article no.	**Price** See price list	Std. pack	Bezel: black **Part no.** Article no.	**Price** See price list	Std. pack
Potentiometer, IP66								
ATEX → Engineering Bezel gold-plated → Page 2/48 Three separate screw connections, P_{max} = 0.5 W Accuracy of resistance value: ± 10% (linear) M22…RH with large operating head 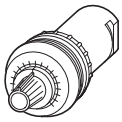		1	**M22-R1K**[2] 229489		1 off	**M22S-R1K**[2] 232231		1 off
		4.7	**M22-R4K7**[2] 229490			**M22S-R4K7**[2] 232232		
		10	**M22-R10K**[3] 229491			**M22S-R10K**[3] 232233		
		47	**M22-R47K**[2] 229492			**M22S-R47K**[2] 232234		
		100	**M22-R100K**[2] 229493			**M22S-R100K**[2] 232235		
		470	**M22-R470K**[2] 229494			**M22S-R470K**[2] 232236		
		Selectable + Notes[1]	**M22-R*-***[2] 263371			**M22S-R*-***[2] 263372		
		Selectable + Notes[1]	**M22-R*-*-RH**[2] 288863					

Notes

[1] When ordering, the type reference must include the following details:
First wildcard ≙ Resistance
2nd wildcard ≙ Standard scale/inscription

* – *: * = Available resistance value:
1K = 1 kΩ
2K2 = 2.2 kΩ
4K7 = 4.7 kΩ
10K = 10 kΩ
22K = 22 kΩ
47K = 47 kΩ
100K = 100 kΩ
470K = 470 kΩ
1M = 1 MΩ

* – *: * = Standard scale/inscription: X1000
No scale/label: „blank"

Information relevant for export to North America

[2] Product Standards: IEC/EN 60947-5; UL 508; CSA-C22.2 No. 14-05; CSA-C22.2 No. 94-91; CE marking
UL File No.: E29184
UL CCN: NKCR
CSA File No.: 012528
CSA Class No.: 3211-03
NA Certification: UL Listed, CSA certified
Degree of Protection: UL/CSA Type 3R, 4X, 12, 13

[3] Product Standards: IEC/EN 60947-5-1; UL 508; CSA-22.2 No. 14-05; CE marking
UL File No.: E29184
UL CCN: NKCR
CSA File No.: 012528
CSA Class No.: 3211-03
NA Certification: UL Listed, CSA certified
Degree of Protection: IEC: IP 66; UL/CSA Type: 3R, 4X, 12, 13

		Bezel: Silver **Part no.** Article no.	**Price** See price list	Std. pack	Bezel: black **Part no.** Article no.	**Price** See price list	Std. pack	**Information relevant for export to North America**
Compact acoustic device, IP40								
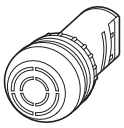	Front black, without buzzer, BA 9s lamp socket	**M22-AMC** 229015		1 off				Product Standards: IEC/EN 60947-5; UL 508; CSA-C22.2 No. 14-05; CSA-C22.2 No. 94-91; CE marking UL File No.: E29184 UL CCN: NKCR CSA File No.: 012528 CSA Class No.: 3211-03 NA Certification: UL Listed, CSA certified Degree of Protection: UL/CSA Type 3R, 4X, 12, 13
Buzzer for acoustic device								
for BA 9s base 83 dB/10 cm, 18 - 30 mA, positive pole at X1, f = 2300 Hz 	Continuous tone, 18 – 30 V AC/DC	**M22-XAM** 229025		1 off				Product Standards: IEC/EN 60947-5; UL 508; CSA-C22.2 No. 14-05; CE marking UL File No.: E29184 UL CCN: NKCR CSA File No.: 012528 CSA Class No.: 3211-03 NA Certification: UL Listed, CSA certified
	Pulsed tone, 24 V DC (+10 %/-15 %)	**M22-XAMP** 229028		1 off				

	Color Button plate	Bezel: Silver **Part no.** Article no.	**Price** See price list	Std. pack	Bezel: black **Part no.** Article no.	**Price** See price list	Std. pack	**Notes**
Illuminated pushbutton actuators, IP67, IP69K ATEX → Engineering								
Bezel gold-plated → Page 2/48 Flat Momentary 	○	**M22-DL-W** 216922		10 off	**M22S-DL-W** 216924		10 off	–
	●	**M22-DL-R** 216925			**M22S-DL-R** 216926			
	●	**M22-DL-G** 216927			**M22S-DL-G** 216928			
	●	**M22-DL-Y** 216929			**M22S-DL-Y** 216930			
	●	**M22-DL-B** 216931			**M22S-DL-B** 216932			
	–	**M22-DL-X** 216933			**M22S-DL-X** 216935			
	–	**M22-DL-X-GVP** 216934		50 off				
	◎	**M22-DL-R-X0** 216936		10 off	**M22S-DL-R-X0** 216937		10 off	
	I	**M22-DL-G-X1** 216938			**M22S-DL-G-X1** 216939			
	◎	**M22-DL-W-X0** 216940			**M22S-DL-W-X0** 216941			
	I	**M22-DL-W-X1** 216942			**M22S-DL-W-X1** 216943			
Bezel gold-plated → Page 2/48 Flat Maintained 	○	**M22-DRL-W** 216944		5 off	**M22S-DRL-W** 216945		5 off	**Programmable maintained/momentary pushbutton function** 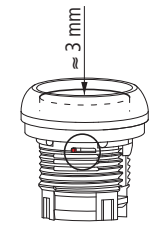
	●	**M22-DRL-R** 216946			**M22S-DRL-R** 216947			
	●	**M22-DRL-G** 216948			**M22S-DRL-G** 216949			
	●	**M22-DRL-Y** 216950			**M22S-DRL-Y** 216951			
	●	**M22-DRL-B** 216952			**M22S-DRL-B** 216953			
	–	**M22-DRL-X** 216954			**M22S-DRL-X** 216956			
	–	**M22-DRL-X-GVP** 216955		50 off				
	◎	**M22-DRL-R-X0** 216957		5 off	**M22S-DRL-R-X0** 216958		5 off	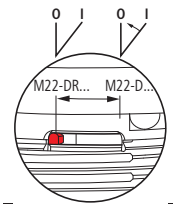
	I	**M22-DRL-G-X1** 216959			**M22S-DRL-G-X1** 216960			
	◎	**M22-DRL-W-X0** 216961			**M22S-DRL-W-X0** 216962			
	I	**M22-DRL-W-X1** 216963			**M22S-DRL-W-X1** 216964			
Bezel gold-plated → Page 2/48 Extended Momentary 	○	**M22-DLH-W** 216965		5 off	**M22S-DLH-W** 216966		5 off	
	●	**M22-DLH-R** 216967			**M22S-DLH-R** 216968			
	●	**M22-DLH-G** 216969			**M22S-DLH-G** 216970			
	●	**M22-DLH-Y** 216971			**M22S-DLH-Y** 216972			
	●	**M22-DLH-B** 216973			**M22S-DLH-B** 216974			
	◎	**M22-DLH-R-X0** 216975			**M22S-DLH-R-X0** 216976			
	I	**M22-DLH-G-X1** 216977			**M22S-DLH-G-X1** 216978			
	◎	**M22-DLH-W-X0** 216979			**M22S-DLH-W-X0** 216980			
	I	**M22-DLH-W-X1** 216981			**M22S-DLH-W-X1** 216982			

	Color Button plate	Bezel: Silver **Part no.** Article no.	**Price** See price list	Std. pack	Bezel: black **Part no.** Article no.	**Price** See price list	Std. pack	**Notes**
ATEX → Engineering								
Bezel gold-plated → Page 2/48 Extended Maintained 	○	**M22-DRLH-W** 216788		5 off	**M22S-DRLH-W** 216791		5 off	**Programmable maintained/momentary pushbutton function** 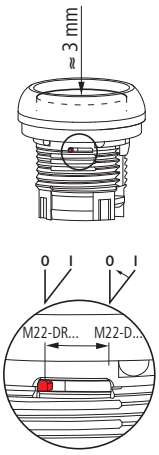
	●	**M22-DRLH-R** 216789			**M22S-DRLH-R** 216792			
	●	**M22-DRLH-G** 216796			**M22S-DRLH-G** 216798			
	●	**M22-DRLH-Y** 216799			**M22S-DRLH-Y** 216801			
	●	**M22-DRLH-B** 216802			**M22S-DRLH-B** 216803			
	○	**M22-DRLH-R-X0** 216804			**M22S-DRLH-R-X0** 216808			
	I	**M22-DRLH-G-X1** 216805			**M22S-DRLH-G-X1** 216809			
	○	**M22-DRLH-W-X0** 216806			**M22S-DRLH-W-X0** 216810			
	I	**M22-DRLH-W-X1** 216807			**M22S-DRLH-W-X1** 216811			
Bezel gold-plated → Page 2/48 with guardring Momentary 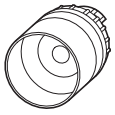	–	**M22-DGL-X** 230961		5 off				

Information relevant for export to North America

Product Standards	IEC/EN 60947-5; UL 508; CSA-C22.2 No. 14-05; CSA-C22.2 No. 94-91; CE marking
UL File No.	E29184
UL CCN	NKCR
CSA File No.	012528
CSA Class No.	3211-03
NA Certification	UL Listed, CSA certified
Degree of Protection	UL/CSA Type 3R, 4X, 12, 13

Illuminated selector switch actuators, thumb-grip, IP66

ATEX → Engineering
Bezel gold-plated → Page 2/48
Maintained/momentary function, can be changed with coding adapter M22-XC-Y → Engineering

	Function: = Momentary, = Maintained	Color	Bezel: Silver Part no. Article no.	Price See price list	Std. pack	Bezel: black Part no. Article no.	Price See price list	Std. pack
Momentary	40°	White	**M22-WLK-W** 216812		5 off	**M22S-WLK-W** 216813		5 off
	40°	Red	**M22-WLK-R** 216814			**M22S-WLK-R** 216815		
	40°	Green	**M22-WLK-G** 216816			**M22S-WLK-G** 216817		
	40°	Yellow	**M22-WLK-Y** 216818			**M22S-WLK-Y** 216819		
	40°	Blue	**M22-WLK-B** 216820			**M22S-WLK-B** 216821		
Maintained	60°	White	**M22-WRLK-W** 216823			**M22S-WRLK-W** 216824		
	60°	Red	**M22-WRLK-R** 216825			**M22S-WRLK-R** 216826		
	60°	Green	**M22-WRLK-G** 216827			**M22S-WRLK-G** 216828		
	60°	Yellow	**M22-WRLK-Y** 216829			**M22S-WRLK-Y** 216830		
	60°	Blue	**M22-WRLK-B** 216831			**M22S-WRLK-B** 216832		
3 positions								
Momentary	40° ⇕ 40°	White	**M22-WLK3-W** 216833		5 off	**M22S-WLK3-W** 216834		5 off
	40° ⇕ 40°	Red	**M22-WLK3-R** 216835			**M22S-WLK3-R** 216836		
	40° ⇕ 40°	Green	**M22-WLK3-G** 216837			**M22S-WLK3-G** 216838		
	40° ⇕ 40°	Yellow	**M22-WLK3-Y** 216839			**M22S-WLK3-Y** 216840		
	40° ⇕ 40°	Blue	**M22-WLK3-B** 216841			**M22S-WLK3-B** 216842		
Maintained	60° ⇓ 60°	White	**M22-WRLK3-W** 216843			**M22S-WRLK3-W** 216844		
	60° ⇓ 60°	Red	**M22-WRLK3-R** 216845			**M22S-WRLK3-R** 216846		
	60° ⇓ 60°	Green	**M22-WRLK3-G** 216847			**M22S-WRLK3-G** 216848		
	60° ⇓ 60°	Yellow	**M22-WRLK3-Y** 216849			**M22S-WRLK3-Y** 216850		
	60° ⇓ 60°	Blue	**M22-WRLK3-B** 216851			**M22S-WRLK3-B** 216852		
	Selectable	Selectable → Notes	**M22-WRLK3-*/*** 217438			**M22S-WRLK3-*/*** 217439		
V position								
	60°	White	**M22-WLKV-W** 284393		5 off	**M22S-WLKV-W** 284398		5 off
	60°	Red	**M22-WLKV-R** 284394			**M22S-WLKV-R** 284399		
	60°	Green	**M22-WLKV-G** 284395			**M22S-WLKV-G** 284540		
	60°	Yellow	**M22-WLKV-Y** 284396			**M22S-WLKV-Y** 284543		
	60°	Blue	**M22-WLKV-B** 284397			**M22S-WLKV-B** 284544		

Notes

Example: M22-WRLK3-*/*
/: *= 1 for ⇕ or 2 for ⇓
/: *= Color

Information relevant for export to North America

Product Standards	IEC/EN 60947-5; UL 508; CSA-C22.2 No. 14-05; CSA-C22.2 No. 94-91; CE marking
UL File No.	E29184
UL CCN	NKCR
CSA File No.	012528
CSA Class No.	3211-03
NA Certification	UL Listed, CSA certified
Degree of Protection	UL/CSA Type 3R, 4X, 12, 13

Configuration		Part no. Article no.	Price See price list	Std. pack	Information relevant for export to North America
Fixing adapters					
Fixing adapter (front fixing) for 3contact LED elements For M22-(C)K... contact elements and M22-(C)LED... LED elements. Sequence numbers on fixing adapter					
	1/4 3/6 2/5	**M22-A** 216374		50 off	UL/CSA certification not required
		M22-A-GVP 216375		500 off	
Fixing adapter (front fixing) for 4 contact elements, can be used with M22-WR4, -D4, -WJ..., -WRJ… For M22-(C)K contact elements					
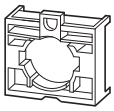	3 2 4 1	**M22-A4** 279437		10 off	Product Standards IEC/EN 60947-5; UL 508; CSA-C22.2 No. 14-05; CSA-C22.2 No. 94-91; CE marking UL File No. E29184 UL CCN NKCR CSA File No. 012528 CSA Class No. 3211-03 NA Certification UL Listed, CSA certified

	Terminal type	Contact configuration: ⊖ = Safety function by positive opening according to IEC/EN 60947-5-1	Circuit symbol	Contact travel diagram, hub in connection with front element	Configuration	Part no. Article no.	Price See price list	Std. pack
Contact elements								
Front fixing 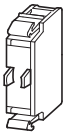	Screw terminals	1 N/O	13 14	0 2.8 5.5	1/4 3/6 2/5	**M22-K10** 216376		20 off
		1 N/O				**M22-K10-GVP** 216377		500 off
		1 N/O	17 18	0 1.8 5.5		**M22-K10P** 110835		20 off
		1 NC ⊖	11 12	0 1.2 5.5	1/4 3/6 2/5	**M22-K01** 216378		20 off
		1 NC ⊖				**M22-K01-GVP** 216379		500 off
		1 NC ⊖	55 56	0 2.8 5.5		**M22-K01D** 262165		20 off
Base fixing 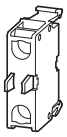	Screw terminals	1 N/O	13 14	0 2.8 5.5	2 3 1	**M22-KC10** 216380		20 off
		1 N/O				**M22-KC10-GVP** 216381		200 off
		1 NC ⊖	11 12	0 1.2 5.5	2 3 1	**M22-KC01** 216382		20 off
		1 NC ⊖				**M22-KC01-GVP** 216383		200 off
Front mounting 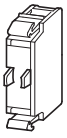	Spring-cage terminals	1 N/O	13 14	0 2.8 5.5	1/4 3/6 2/5	**M22-CK10** 216384		20 off
		1 NC ⊖	11 12	0 1.2 5.5	1/4 3/6 2/5	**M22-CK01** 216385		
		1 NC ⊖	55 56	0 2.8 5.5		**M22-CK01D** 262510		
Base fixing 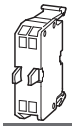	Spring-cage terminals	1 N/O	13 14	0 2.8 5.5	2 3 1	**M22-CKC10** 216386		20 off
		1 NC ⊖	11 12	0 1.2 5.5	2 3 1	**M22-CKC01** 216387		20 off

Information relevant for export to North America

Product Standards	IEC/EN 60947-5; UL 508; CSA-C22.2 No. 14-05; CSA-C22.2 No. 94-91; CE marking
UL File No.	E29184
UL CCN	NKCR
CSA File No.	012528
CSA Class No.	3211-03
NA Certification	UL Listed, CSA certified
Degree of Protection	UL/CSA Type: -

	Terminal type	Contact configuration: ⊖ = Safety function through positive opening according to IEC/EN 60947-5-1	Circuit symbol	Contact travel diagram, hub in connection with front element	Configuration	**Part no.** Article no.	**Price** See price list	Std. pack
Double contact elements								
Front fixing. When using M22-PV emergency switching-off pushbuttons… max. 2 contact elements = 4 normally closed contacts / normally open contacts								
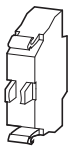	Cage clamp	2 N/O		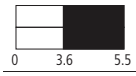	–	**M22-CK20** 107898		20 off
		2 NC ⊖			–	**M22-CK02** 107899		
		1 N/O 1 NC ⊖		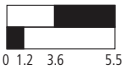	–	**M22-CK11** 107940		
Complete modules								
Assembly of contact element with screw terminals and mounting clamp, front fixing								
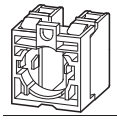	Screw terminals	1 N/O 1 NC ⊖		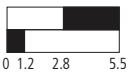	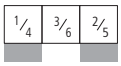	**M22-AK11** 216505		5 off
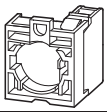		1 N/O		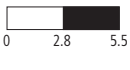	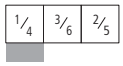	**M22-AK10** 216504		
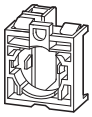		1 NC ⊖				**M22-AK01** 216503		

Notes

Configuration of fixing adapter with sequence numbers to EN 50013
x = Sequence number on fixing adapter



y = Function number on contact element

Information relevant for export to North America

Product Standards	IEC/EN 60947-5; UL 508; CSA-C22.2 No. 14-05; CSA-C22.2 No. 94-91; CE marking
UL File No.	E29184
UL CCN	NKCR
CSA File No.	012528
CSA Class No.	3211-03
NA Certification	UL Listed, CSA certified
Degree of Protection	UL/CSA Type: -

LED elements with screw terminals

→ Engineering

	Rated operational voltage U_e V	Rated operational current I_e mA	Power consumption P W	Color	**Part no.** Article no.	**Price** See price list	Std. pack	**Information relevant for export to North America**
Front mounting 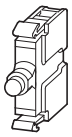	12-30 V AC/DC	8 - 15	0.26 at 24 V	○	**M22-LED-W** 216557		20 off	Product Standards: IEC/EN 60947-5; UL 508; CSA-C22.2 No. 14-05; CSA-C22.2 No. 94-91; CE marking UL File No.: E29184 UL CCN: NKCR CSA File No.: 012528 CSA Class No.: 3211-03 NA Certification: UL Listed, CSA certified Degree of Protection: UL/CSA Type: -
				● red	**M22-LED-R** 216558			
				● green	**M22-LED-G** 216559			
				● blue	**M22-LED-B** 218057			
	85 - 264 V AC, 50/60 Hz	5 - 15	0.33 at 230 V	○	**M22-LED230-W** 216563		20 off	
				● red	**M22-LED230-R** 216564			
				● green	**M22-LED230-G** 216565			
				● blue	**M22-LED230-B** 218059			
	207 - 264 V AC, 50/60 Hz	12 - 15	0.33 at 230 V	–	**M22-LED230H-*** [1] 106521		20 off	
Base fixing 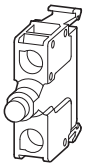	12-30 V AC/DC	8 - 15	0.26 at 24 V	○	**M22-LEDC-W** 216560		20 off	
				● red	**M22-LEDC-R** 216561			
				● green	**M22-LEDC-G** 216562			
				● blue	**M22-LEDC-B** 218058			
	85 - 264 V AC, 50/60 Hz	5 - 15	0.33 at 230 V	○	**M22-LEDC230-W** 216566		20 off	
				● red	**M22-LEDC230-R** 216567			
				● green	**M22-LEDC230-G** 216568			
				● blue	**M22-LEDC230-B** 218060			
	207 - 264 V AC, 50/60 Hz	12 - 15	0.33 at 230 V	–	**M22-LEDC230H-*** [1] 106522		20 off	

Notes

[1] Enter color at: *
W = white, R = red, G = green, B = blue

For pushbutton actuators, indicator lights, illuminated pushbutton actuators and illuminated selector switch actuators, the following applies:

M22...-R only in combination with M22-LED...-R
M22...-G only in combination with M22-LED...-G
M22...-W only in combination with M22-LED...-W
M22...-Y only in combination with M22-LED...-W
M22...-B in combination with M22-LED…-W or M22-LED…-B

	Rated operational voltage U_e V	Rated operational current I_e mA	Power consumption P W	Color	**Part no.** Article no.	**Price** See price list	Std. pack	**Information relevant for export to North America**
LED elements with Cage Clamp								
→ Engineering Cage Clamp is a registered trademark of Wago Kontakttechnik GmbH/Minden, Germany								
Front mounting 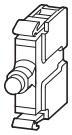	12-30 V AC/DC	8 - 15	0.26 at 24 V	○	**M22-CLED-W** 216569		20 off	Product Standards: IEC/EN 60947-5; UL 508; CSA-C22.2 No. 14-05; CSA-C22.2 No. 94-91; CE marking UL File No.: E29184 UL CCN: NKCR CSA File No.: 012528 CSA Class No.: 3211-03 NA Certification: UL Listed, CSA certified Degree of Protection: UL/CSA Type: -
				●	**M22-CLED-R** 216570			
				●	**M22-CLED-G** 216571			
				●	**M22-CLED-B** 218061			
	85 - 264 V AC, 50/60 Hz	5 - 15	0.33 at 230 V	○	**M22-CLED230-W** 216575		20 off	
				●	**M22-CLED230-R** 216576			
				●	**M22-CLED230-G** 216577			
				●	**M22-CLED230-B** 218063			
Base fixing 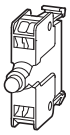	12-30 V AC/DC	8 - 15	0.26 at 24 V	○	**M22-CLEDC-W** 216572		20 off	
				●	**M22-CLEDC-R** 216573			
				●	**M22-CLEDC-G** 216574			
				●	**M22-CLEDC-B** 218062			
	85 - 264 V AC, 50/60 Hz	5 - 15	0.33 at 230 V	○	**M22-CLEDC230-W** 216578		20 off	
				●	**M22-CLEDC230-R** 216579			
				●	**M22-CLEDC230-G** 216580			
				●	**M22-CLEDC230-B** 218064			
LED series elements with screw terminals								
Front and base fixing → Engineering 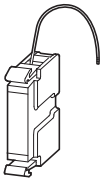								
LED resistor element For connecting 12-30 V LED elements		42-60 V AC/DC			**M22-XLED60** 231078		10 off	Product Standards: IEC/EN 60947-5; UL 508; CSA-C22.2 No. 14-05; CSA-C22.2 No. 94-91; CE marking UL File No.: E29184 UL CCN: NKCR CSA File No.: 012528 CSA Class No.: 3211-03 NA Certification: UL Listed, CSA certified Degree of Protection: UL/CSA Type: -
		220 V AC/DC			**M22-XLED220**[1] 271541			
LED test element For de-coupled function test (lamp test)		12-240 V AC/DC			**M22-XLED-T** 231079			
		85 - 264 V AC			**M22-XLED230-T** 231080			

Notes

For pushbutton actuators, indicator lights, illuminated pushbutton actuators and illuminated selector switch actuators, the following applies:

M22...-R only in combination with M22-LED...-R
M22...-G only in combination with M22-LED...-G
M22...-W only in combination with M22-LED...-W
M22...-Y only in combination with M22-LED...-W
M22...-B in combination with M22-LED…-W or M22-LED…-B

[1] Maximum ambient temperature: -25 °C to +55 °C
The LED brightness is reduced.

Legend plates, complete

IP66
30 × 50 mm, round, black (RAL 9005)

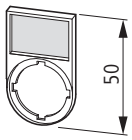

Inscription	Part no. Article no.	Price See price list	Std. pack	Inscription	Part no. Article no.	Price See price list	Std. pack
0 - I	**M22S-ST-X88** 216485		10 off	FAULT	**M22S-ST-GB8** 216498		10 off
0 - I	**M22S-ST-X89** 218147			DÉFAUT	**M22S-ST-F67** 256795		
I 0 II	**M22S-ST-X93** 216486			BETRIEB	**M22S-ST-D7** 216488		
1	**M22S-ST-X52** 256797			RUN	**M22S-ST-GB7** 216497		
2	**M22S-ST-X53** 256798			EN SERVICE	**M22S-ST-F7** 256793		
STOP	**M22S-ST-GB0** 216494			HAND AUTO	**M22S-ST-D11** 216492		
START	**M22S-ST-GB1** 216495			MAN. AUTO	**M22S-ST-GB11** 216500		
AUS	**M22S-ST-D5** 218299			AUS EIN	**M22S-ST-D10** 216490		
OFF	**M22S-ST-GB5** 218300			OFF ON	**M22S-ST-GB10** 216499		
ARRÊT	**M22S-ST-F0** 256791			ARRÊT MARCHE	**M22S-ST-F10** 256794		
EIN	**M22S-ST-D6** 216487			HAND 0 AUTO	**M22S-ST-D12** 216493		
ON	**M22S-ST-GB6** 216496			MAN. 0 AUTO	**M22S-ST-GB12** 216501		
MARCHE	**M22S-ST-F1** 256792			SOUS TENSION	**M22S-ST-F68** 256796		
STÖRUNG	**M22S-ST-D8** 216489						

Information relevant for export to North America UL/CSA certification not required

Inscription	Color	Part no. Article no.	Price See price list	Std. pack	Notes	Information relevant for export to North America
Legend plates without label						
ATEX → Engineering						
IP66						
Round, black (RAL 9005), 30 mm wide						
–	●	**M22S-ST-X** 216392		25 off	Cannot be used for M22(S)-PV…	UL/CSA certification not required
–	●	**M22S-ST-X-GVP** 216393		500 off		
For double actuators	●	**M22S-STDD-X** 216394		10 off	–	
Insert labels for legends						
ATEX → Engineering						
18 x 27 mm						
Aluminum-colored, no inscription	–	**M22-XST** 216480		100 off	–	UL/CSA certification not required
Aluminum-colored, no inscription	–	**M22-XST-GVP** 216481		500 off	–	
* = With customized inscription to order via Labeleditor → Engineering	–	**M22-XST-*** 216482		1 off	Letter height 3 mm, max. 3 lines, max. 12 characters per line Letter height 5 mm, max. 2 lines, max. 8 characters per line	

Inscription or explanation	For use with	Color	Style Flat **Part no.** Article no.	**Price** See price list	Style extended **Part no.** Article no.	**Price** See price list	Std. pack
Selection aid for pushbuttons							
≦ 5 characters: letter height 5 mm, > 5 characters: letter height 3 mm							
–	M22(S)-D-X M22(S)-DR-X M22-DG-X	●	**M22-XD-S** 216421		**M22-XDH-S** 216428		10 off
–		○	**M22-XD-W** 216422		**M22-XDH-W** 216429		
–		●	**M22-XD-R** 216423		**M22-XDH-R** 216430		
–		●	**M22-XD-G** 216424		**M22-XDH-G** 216431		
–		●	**M22-XD-Y** 216425		**M22-XDH-Y** 216432		
–		●	**M22-XD-B** 216426		**M22-XDH-B** 216433		
–		●	**M22-XD-GR** 132670				
with customized inscription via Labeleditor → Note		–	**M22-XD-*-*** 216427		**M22-XDH-*-*** 216434		
Zu		●	**M22-XD-S-D2** 218184		**M22-XDH-S-D2** 218229		
Auf		●	**M22-XD-S-D3** 218185		**M22-XDH-S-D3** 218230		
Ab		●	**M22-XD-S-D4** 218186		**M22-XDH-S-D4** 218231		
Aus		●	**M22-XD-R-D5** 218187		**M22-XDH-R-D5** 218232		
Ein		●	**M22-XD-S-D6** 218188		**M22-XDH-S-D6** 218233		
Entsperren		●	**M22-XD-B-D14** 218189		**M22-XDH-B-D14** 218234		
Vorwärts		●	**M22-XD-S-D15** 218190		**M22-XDH-S-D15** 218235		
Rückwärts		●	**M22-XD-S-D16** 218191		**M22-XDH-S-D16** 218236		
Heben		●	**M22-XD-S-D17** 218192		**M22-XDH-S-D17** 218237		
Senken		●	**M22-XD-S-D18** 218193		**M22-XDH-S-D18** 218238		
STOP		●	**M22-XD-R-GB0** 218194		**M22-XDH-R-GB0** 218239		
STOP		●	**M22-XD-S-GB0** 218195		**M22-XDH-S-GB0** 218240		
START		●	**M22-XD-G-GB1** 218196		**M22-XDH-G-GB1** 218241		
START		○	**M22-XD-W-GB1** 218197		**M22-XDH-W-GB1** 218242		
CLOSE		●	**M22-XD-S-GB2** 218198		**M22-XDH-S-GB2** 218243		
UP		●	**M22-XD-S-GB3** 218199		**M22-XDH-S-GB3** 218244		
DOWN		●	**M22-XD-S-GB4** 218200		**M22-XDH-S-GB4** 218245		
TEST		●	**M22-XD-S-GB9** 218201		**M22-XDH-S-GB9** 218246		
OFF		●	**M22-XD-R-GB5** 218202		**M22-XDH-R-GB5** 218247		
ON		●	**M22-XD-S-GB6** 218203		**M22-XDH-S-GB6** 218248		

Notes

When ordering, state complete part no. M22-XD(H)-*-*:
1st wildcard ≙ color: -R, -G, -B, -W, -Y, -S -GR
2nd wildcard ≙ file name generated by Labeleditor → Engineering

Text size 3 mm:

max. 8 characters in 1st line,
10 characters in 2nd line,
8 characters in 3rd line



Text size 5 mm:

Max. 5 characters per line



Information relevant for export to North America

UL/CSA certification not required

Inscription or explanation	For use with	Color, symbol	Style Flat **Part no.** Article no.	**Price** See price list	Style extended **Part no.** Article no.	**Price** See price list	Std. pack
Selection aid for pushbuttons ≦ 5 characters: letter height 5 mm > 5 characters: letter height 3 mm							
RESET	M22(S)-D-X M22(S)-DR-X M22-DG-X		**M22-XD-B-GB14** 218204		**M22-XDH-B-GB14** 218249		10 off
FORWARD			**M22-XD-S-GB15** 218205		**M22-XDH-S-GB15** 218250		
REVERSE			**M22-XD-S-GB16** 218206		**M22-XDH-S-GB16** 218251		
RAISE			**M22-XD-S-GB17** 218208		**M22-XDH-S-GB17** 218252		
LOWER			**M22-XD-S-GB18** 218209		**M22-XDH-S-GB18** 218253		
Stopp			**M22-XD-R-X0** 218153		**M22-XDH-R-X0** 218155		
Stopp			**M22-XD-S-X0** 218154		**M22-XDH-S-X0** 218156		
Start			**M22-XD-G-X1** 218165		**M22-XDH-G-X1** 218210		
Start			**M22-XD-S-X1** 218166		**M22-XDH-S-X1** 218211		
Start			**M22-XD-W-X1** 218167		**M22-XDH-W-X1** 218212		
Start			**M22-XD-G-X2** 218168		**M22-XDH-G-X2** 218213		
Start			**M22-XD-S-X2** 218169		**M22-XDH-S-X2** 218214		
Increase			**M22-XD-S-X4** 218170		**M22-XDH-S-X4** 218215		
Acceptance			**M22-XD-S-X5** 218171		**M22-XDH-S-X5** 218216		
Reset			**M22-XD-B-X6** 218172		**M22-XDH-B-X6** 218217		
Direction of movement			**M22-XD-S-X7** 218173		**M22-XDH-S-X7** 218218		
Direction of movement			**M22-XD-S-X8** 218174		**M22-XDH-S-X8** 218219		
Hand			**M22-XD-S-X9** 218175		**M22-XDH-S-X9** 218220		
Automatic			**M22-XD-S-X10** 218176		**M22-XDH-S-X10** 218221		
Inch			**M22-XD-S-X11** 218177		**M22-XDH-S-X11** 218222		
Unlock			**M22-XD-S-X12** 218178		**M22-XDH-S-X12** 218223		
Loosen			**M22-XD-S-X13** 218179		**M22-XDH-S-X13** 218224		
Clamp			**M22-XD-S-X14** 218180		**M22-XDH-S-X14** 218225		
Release			**M22-XD-S-X15** 218181		**M22-XDH-S-X15** 218226		
Liquid			**M22-XD-S-X16** 218182		**M22-XDH-S-X16** 218227		
Horn			**M22-XD-S-X17** 218183		**M22-XDH-S-X17** 218228		

Notes

Information relevant for export to North America

UL/CSA certification not required

Inscription or explanation	For use with	Color	**Part no.** Article no.	**Price** See price list	Std. pack	**Information relevant for export to North America**
Button plates for mushroom-headed pushbuttons						
≦ 5 characters: letter height 5 mm > 5 characters: letter height 3 mm						
–	M22(S)-D(R)P-...	●	**M22-XDP-S** 216435		10 off	UL/CSA certification not required
–		○	**M22-XDP-W** 216436			
–		●	**M22-XDP-R** 216437			
–		●	**M22-XDP-G** 216438			
–		●	**M22-XDP-Y** 216439			
with customized inscription via Labeleditor → Note		–	**M22-XDP-*-***[1)] 216440			
Zu		●	**M22-XDP-S-D2** 218272			
Auf		●	**M22-XDP-S-D3** 218273			
Ab		●	**M22-XDP-S-D4** 218274			
Aus		●	**M22-XDP-R-D5** 218275			
Ein		●	**M22-XDP-S-D6** 218276			
Vorwärts		●	**M22-XDP-S-D15** 218277			
Rückwärts		●	**M22-XDP-S-D16** 218278			
Heben		●	**M22-XDP-S-D17** 218279			
Senken		●	**M22-XDP-S-D18** 218280			
STOP		●	**M22-XDP-R-GB0** 218281			
STOP		●	**M22-XDP-S-GB0** 218282			
START		●	**M22-XDP-G-GB1** 218283			
START		○	**M22-XDP-W-GB1** 218284			
CLOSE		●	**M22-XDP-S-GB2** 218285			
UP		●	**M22-XDP-S-GB3** 218286			
DOWN		●	**M22-XDP-S-GB4** 218287			
OFF		●	**M22-XDP-R-GB5** 218289			
ON		●	**M22-XDP-S-GB6** 218290			
TEST		●	**M22-XDP-S-GB9** 218288			
FORWARD		●	**M22-XDP-S-GB15** 218291			
REVERSE		●	**M22-XDP-S-GB16** 218292			

Notes

[1)] When ordering, the part no must include the following details:
1st wildcard * ≙ color: -R, -G, -B, -W, -Y, -S, -GR
2nd wildcard * ≙ file name generated by Labeleditor → Engineering

Text size 3 mm:
max. 8 characters in first line,
10 characters in second line,
8 characters in third line



Text size 5 mm:
Max. 5 characters per line



Inscription or explanation	For use with	Color	Part no. Article no.	Price See price list	Std. pack	Information relevant for export to North America
Button plates for mushroom-headed pushbuttons						
≦ 5 characters: letter height 5 mm > 5 characters: letter height 3 mm						
RAISE	M22(S)-D(R)P-...		**M22-XDP-S-GB17** 218293		10 off	UL/CSA certification not required
LOWER			**M22-XDP-S-GB18** 218294			
Stopp			**M22-XDP-R-X0** 218157			
Stopp			**M22-XDP-S-X0** 218158			
Start			**M22-XDP-G-X1** 218254			
Start			**M22-XDP-S-X1** 218255			
Start			**M22-XDP-W-X1** 218256			
Start			**M22-XDP-G-X2** 218257			
Start			**M22-XDP-S-X2** 218258			
Increase			**M22-XDP-S-X4** 218259			
Acceptance			**M22-XDP-S-X5** 218260			
Direction of movement			**M22-XDP-S-X7** 218261			
Direction of movement			**M22-XDP-S-X8** 218262			
Hand			**M22-XDP-S-X9** 218263			
Automatic			**M22-XDP-S-X10** 218264			
Inch			**M22-XDP-S-X11** 218265			
Unlock			**M22-XDP-S-X12** 218266			
Loosen			**M22-XDP-S-X13** 218267			
Clamp			**M22-XDP-S-X14** 218268			
Release			**M22-XDP-S-X15** 218269			
Liquid			**M22-XDP-S-X16** 218270			
Horn			**M22-XDP-S-X17** 218271			