# Modular Terminal Blocks and Terminal Strips, Side-Entry
# 260 to 262 Series

## Assembly



Assembling modular terminal blocks into terminal strips.



Mounting an end plate.

## Mounting



Terminal strip with fixing flanges, screw mount.

## CAGE CLAMP® connection



Conductor termination



Conductor termination via push-button.

## Mounting



Terminal strip with fixing flanges, screw mounting of 209-123 mounting adapter (distance between mounting adapters should be 35–40 mm).

## Marking



Marking with self-adhesive marker strips.




Marking by direct printing (upon request).

## Mounting



Terminal strip with fixing flanges, on DIN 35 rail.

## Types



Terminal strip with push-buttons on one side.




Terminal strip with marker slot for miniature WSB Quick marking system (see Full Line Catalog, Volume 1).

## Commoning



Commoning with comb-style jumper bar.

**CAGE CLAMP® clamps the following copper conductors:**



solid



stranded



fine-stranded



tip-bonded



with crimped ferrule*



with pin terminal

*With ferruled conductors, it is necessary to use a terminal block one size larger than the conductor's nominal cross section. Strip length, see packaging or instructions.

# Modular Terminal Blocks and Terminal Strips
# 260 to 262 Series

| 0.08 - 1.5 mm² | AWG 28 - 16 |
|---|---|
| 400 V/6 kV/3 | 300 V, 10 A |
| $I_N$ 18 A | 300 V, 15 A |

2-cond. terminal block width 5 mm/0.197 in.
4-cond. terminal block width 8 mm/0.315 in.
8 - 9 mm / 0.33 in
❶ Approvals

| 0.08 - 2.5 mm² | AWG 28 - 14 |
|---|---|
| 500 V/6 kV/3 | 300/600 V, 15 A |
| $I_N$ 24 A | 300/600 V, 20 A |

2-cond. terminal block width 6 mm/0.236 in
4-cond. terminal block width 10 mm/0.394 in
8 - 9 mm / 0.33 in
❶ Approvals

| 0.08 - 4 mm² | AWG 28 - 12 |
|---|---|
| 630 V/8 kV/3 | 300/600 V, 20 A |
| $I_N$ 24 A ❷ (32 A ❸) | 300/600 V, 20 A |

2-cond. terminal block width 7 mm/0.276 in
4-cond. terminal block width 12 mm/0.472 in
9 - 10 mm / 0.37 in
❶ Approvals




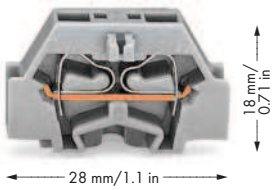


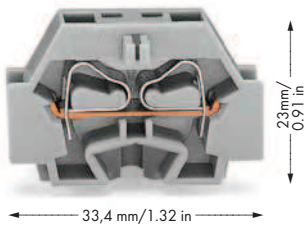


| Color | Item No. 2-cond. | 4-cond. | Pack. Unit |
|---|---|---|---|
| gray | **260-301** | **260-331** | 300 (6x50) |
| light gray | **260-303** | **260-333** | 300 (6x50) |
| blue | **260-304** | **260-334** | 300 (6x50) |
| orange | **260-306** | **260-336** | 300 (6x50) |
| green-yellow | **260-307** | **260-337** | 300 (6x50) |

| Color | Item No. 2-cond. | 4-cond. | Pack. Unit |
|---|---|---|---|
| gray | **261-301** | **261-331** | 200 (4x50) |
| light gray | **261-303** | **261-333** | 200 (4x50) |
| ❷ blue | **261-304** | **261-334** | 200 (4x50) |
| orange | **261-306** | **261-336** | 200 (4x50) |
| green-yellow | **261-307** | **261-337** | 200 (4x50) |

Versions with push-buttons, see bottom right.

| Color | Item No. 2-cond. ❷ | 4-cond. ❸ | Pack.Unit |
|---|---|---|---|
| gray | **262-301** | **262-331** | 100 (2x50) |
| light gray Ⓔx | **262-130** | **262-230** | 100 (2x50) |
| ❷ blue | **262-304** | **262-334** | 100 (2x50) |
| orange | **262-306** | **262-336** | 100 (2x50) |
| green-yellow | **262-307** | **262-337** | 100 (2x50) |







| Color | Item No. 2-cond. | 4-cond. | Pack. Unit |
|---|---|---|---|
| **Terminal strip with fixing flanges,** gray | | | |
| 2 | **260-102** | **260-202** | 100 |
| 3 | **260-103** | **260-203** | 100 |
| : | : | : | |
| 12 | **260-112** | **260-212** | 25 |

| Color | Item No. 2-cond. | 4-cond. | Pack. Unit |
|---|---|---|---|
| **Terminal strip with fixing flanges,** gray | | | |
| 2 | **261-102** | **261-202** | 100 |
| 3 | **261-103** | **261-203** | 100 |
| : | : | : | |
| 12 | **261-112** | **261-212** | 25 |

| Color | Item No. 2-cond. ❷ | 4-cond. ❸ | Pack.Unit |
|---|---|---|---|
| **Terminal strip with fixing flanges,** gray | | | |
| 2 | **262-102** | **262-202** | 100 |
| 3 | **262-103** | **262-203** | 100 |
| : | : | : | |
| 12 | **262-112** | **262-212** | 25 |

## Accessories, 260/261/262 Series

Appropriate marking system, see Section 6.

**End plate with fixing flange,** gray



| | | |
|---|---|---|
| for 260 Series | | |
| gray | **260-361** | 100 (2x50) |
| for 261 Series | | |
| gray | **261-361** | 100 (2x50) |
| for 262 Series | | |
| gray | **262-361** | 50 |

**Comb-style jumper bar,** insulated, 2-way



| Series | $I_N$ | Reduced Cross Sect. | Pack. Unit |
|---|---|---|---|
| **260-402** | 10 A | 1 mm²/AWG 18 | 25 pcs |
| **261-402** | 16 A | 1.5 mm²/AWG 16 | 25 pcs |
| **262-402** | 16 A | 2.5 mm²/AWG 14 | 25 pcs |

**Operating tool,** insulated, for inserting comb-style jumper bars



2-way **209-132** 1

**Mounting foot with screw,** for DIN 35 rail, 6 mm wide, can be screwed on terminal blocks with fixing flange



gray **209-123** 25

**Test plug module** 100 (4x25)



**Locking devices**

| Series | | with | without |
|---|---|---|---|
| **260** / | 5 mm | **260-404** | **249-135** |
| | 8 mm | **260-405** | **249-138** |
| **261** / | 6 mm | **261-404** | **249-136** |
| | 10 mm | **261-405** | **249-139** |
| **262** / | 7 mm | | **249-137** |
| | 12 mm | | **249-140** |

❷ Suitable for Ex i applications
Ⓔx Suitable for Ex e II applications

Item no. suffix for terminal blocks and terminal strips with push-buttons, for 261 Series only.

**With push-buttons on one side:**



2-cond. block **261-.../331-000**

4-cond. block **261-.../332-000**

**With push-buttons on both sides:**



2-cond. block **261-.../341-000**

4-cond. block **261-.../342-000**

**Operating tool with partially insulated shaft,** type 2, (3.5 x 0.5) mm blade



**210-720** 1

❶ Approvals are available online at: www.wago.com.

For technical explanations and abbreviations, see technical section.