Through/Ground Conductor and Ex Terminal Blocks 6 mm², 282 Series
Test Plug Modules with CAGE CLAMP®, 249 and 709 Series

0.2 - 6 mm² | **AWG 24 - 10**
800 V/8 kV/3 | **600 V, 30 A**
I_N 41 A | **600 V, 40 A**
Terminal block width 8 mm / 0.315 in
12 - 13 mm / 0.49 in
❶ Approvals

0.2 - 6 mm² | **AWG 24 - 10**
800 V/8 kV/3 | **600 V, 30 A**
I_N 41 A | **600 V, 40 A**
Terminal block width 8 mm / 0.315 in
12 - 13 mm / 0.49 in
❶ Approvals

Test plug modules for 280, 281, 282 and 284 Series rail-mounted terminal blocks

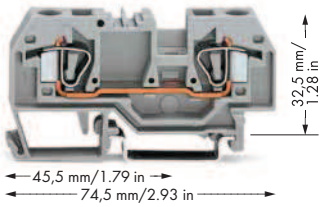

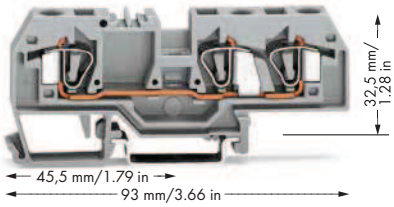



Color	Item No.	Pack. Unit
2-conductor through terminal block		
gray	**282-901**	50
blue	**282-904**	50
orange	**282-902**	50
light gray (Ex)	**282-992**	50
2-conductor ground terminal block		
green-yellow	**282-907**	50
green-yellow (Ex)	**282-907/999-950**	50

Color	Item No.	Pack. Unit
3-conductor through terminal block		
gray	**282-681**	25
blue	**282-684**	25
orange	**282-682**	25
light gray (Ex)	**282-993**	25
3-conductor ground terminal block		
green-yellow	**282-687**	25
green-yellow (Ex)	**282-687/999-950**	25

	Item No.	Pack. Unit
Test plug module with CAGE CLAMP®, can be snapped together, gray, module width 5 mm, suitable for all WAGO 280 Series rail-mounted terminal blocks, version using jumper contact position in current bar	**249-106**	100 (4x25)
Spacer module, e.g., bridging commoned terminal blocks, can be snapped together, gray, module width 5 mm	**249-107**	100 (4x25)
Test plug module with CAGE CLAMP®, can be snapped together, gray, module width 6 mm, suitable for all WAGO 281 Series rail-mounted terminal blocks, version using jumper contact position in current bar	**249-147**	100 (4x25)
Spacer module, e.g., bridging commoned terminal blocks, can be snapped together, gray, module width 6 mm	**249-148**	100 (4x25)
Test plug module with CAGE CLAMP®, can be snapped together, gray, module width 8 mm, suitable for all WAGO 282 Series rail-mounted terminal blocks, version using jumper contact position in current bar	**709-310**	100 (4x25)
Spacer module, e.g., bridging commoned terminal blocks, can be snapped together, gray, module width 8 mm	**709-311**	100 (4x25)
Spacer plate, – only for 284 Series – modular, gray, width 2 mm, snaps on 709-310 test plug modules and 709-311 spacer modules for testing 284 Series rail-mounted terminal blocks	**709-312**	100 (4x25)

Item-Specific Accessories

Separator for Ex e /Ex i applications, see page 30

End and intermediate plate, 2.5 mm thick



orange	**282-328**	100 (4x25)
gray	**282-325**	100 (4x25)
light gray	**282-330**	100 (4x25)

End and intermediate plate, 2.5 mm thick



orange	**282-339**	100 (4x25)
gray	**282-308**	100 (4x25)
light gray	**282-341**	100 (4x25)

Separator, oversized, 2 mm thick



orange	**282-329**	100 (4x25)
gray	**282-326**	100 (4x25)
light gray	**282-331**	100 (4x25)

Separator, oversized, 2 mm thick



orange	**282-340**	100 (4x25)
gray	**282-309**	100 (4x25)
light gray	**282-342**	100 (4x25)

282 Series Accessories

Appropriate marking system: **WMB**

Adjacent jumper, insulated, I_N 41 A



gray	**282-402**	100 (4x25)
yellow-green	**282-422**	100 (4x25)

Protective warning marker, with high-voltage symbol, for 5 terminal blocks



yellow	**282-415**	100 (4x25)

Alternate jumper, insulated, I_N 41 A



gray	**282-409**	100 (4x25)

Screwless end stop,



6 mm wide	**249-116**	100 (4x25)
10 mm wide	**249-117**	50 (2x25)

Step-down jumper, insulated



gray		50 (2x25)
284/282 – 281/280/279	**284-414**	I_N 15 A
284/282 – 282/281	**284-413**	I_N 30 A

Test plug adapter, for terminal blocks 1.5–10 mm² (AWG 16–12), 8 mm wide



	209-170	50 (2x25)

for test plug 4 mm Ø

Cover plate, for step-down jumper application only, 1 mm thick,



for 2-conductor terminal blocks		
gray	**282-357**	25
for 3-conductor terminal blocks		
gray	**282-358**	25

Banana plugs, only for safety extra-low voltage (42 V)



black	**215-311**	50
red	**215-212**	50
blue	**215-711**	50

(Ex) Suitable for Ex i applications
(Ex) Suitable for Ex e II applications
0.5 – 6 mm² AWG 20 – 10
550 V, 39 A Jumper 35 A



Test plug adapter strips are directly inserted into the jumper contact slots of the current bar (picture shows 282 Series)