Pluggable Modules for Carrier Terminal Blocks
286 Series

Relays	Relays	Optocouplers
❶ Module width: 10 mm / 0.394 in ❷ Module width: 15 mm / 0.591 in	❷ Module width: 15 mm / 0.591 in ❸ Module width: 20 mm / 0.787 in ❹ Module width: 35 mm / 1.378 in	❷ Module width: 15 mm / 0.591 in





	Item No.	Pack. Unit
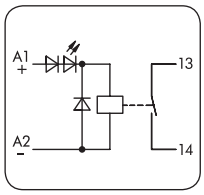	**❶ Relay with 1 make contact**	
	286-364	1
	24 VDC / 5 A	
	286-365	1
	48 VDC / 5 A	
	286-366	1
	60 VDC / 5 A	
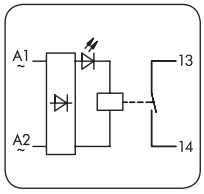	**❶ Relay with 1 make contact**	
	286-564	1
	24 VAC / 5 A	
	286-566	1
	115 VAC / 5 A	
	286-567	1
	230 VAC / 5 A	
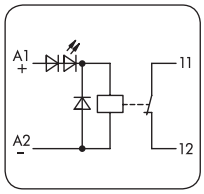	**❶ Relay with 1 break contact**	
	286-368	1
	24 VDC / 5 A	
	286-369	1
	48 VDC / 5 A	
	286-370	1
	60 VDC / 5 A	
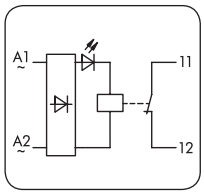	**❶ Relay with 1 break contact**	
	286-568	1
	24 VAC / 5 A	
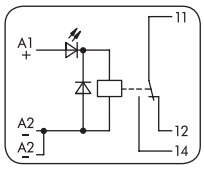	**❷ Relay with 1 changeover contact**	
	286-302	1
	5 VDC / 7 A	
	286-304	1
	24 VDC / 7 A	
	286-308	1
	24 VDC / 7 A	

	Item No.	Pack. Unit
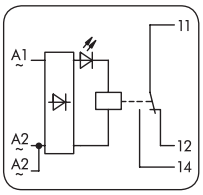	**❷ Relay with 1 changeover contact**	
	286-502	1
	5 V AC/DC / 7 A	
	286-504	1
	24 V AC/DC / 7 A	
	286-508	1
	230 V AC/DC / 7 A	
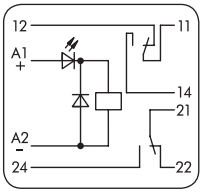	**❸ Relay with 2 changeover constacts**	
	286-310	1
	5 VDC / 7 A	
	286-312	1
	24 VDC / 7 A	
	286-316	1
	24 VDC / 7 A	
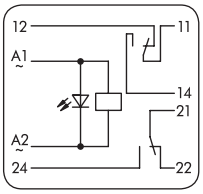	**❸ Relay with 2 changeover constacts**	
	286-510	1
	5 VAC / 7 A	
	286-512	1
	24 VAC / 7 A	
	286-516	1
	230 VAC / 7 A	
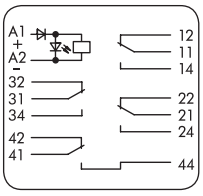	**❹ Relay with 4 changeover contacts**	
	286-375	1
	24 VDC / 4 A	
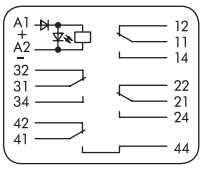	**❹ Relay with 4 changeover contacts**	
	286-578	1
	110/120 VAC / 4 A	
	286-579	1
	230 VAC / 4 A	

	Item No.	Pack. Unit
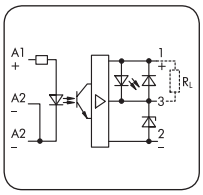	**❷ 24 VDC input negative switching**	
	286-700	1
	5 VDC / 500 mA	
	286-701	1
	15 VDC / 500 mA	
	286-702	1
	24 VDC / 500 mA	
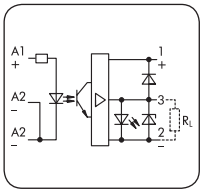	**❷ 24 VDC input positive switching**	
	286-750	1
	5 VDC / 500 mA	
	286-751	1
	15 VDC / 500 mA	
	286-752	1
	24 VDC / 500 mA	
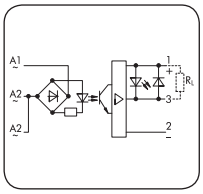	**❷ 230 VAC input negative switching**	
	286-704	1
	5 VDC / 500 mA	
	286-706	1
	15 VDC / 500 mA	
	286-708	1
	24 VDC / 500 mA	
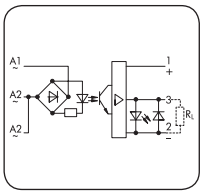	**❷ 230 VAC input positive switching**	
	286-754	1
	5 VDC / 500 mA	
	286-756	1
	15 VDC / 500 mA	
	286-758	1
	24 VDC / 500 mA	
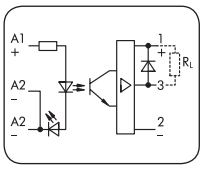	**❷ 24 VDC input**	
	286-720	1
	24 VDC / 2 A	
	286-721	1
	24 VDC / 5 A	

Accessories, 286 Series

Appropriate marking system: **WMB**



Terminal block for pluggable modules	with 2-conductor terminal blocks, orange separator			with 4-conductor terminal blocks, orange separator		
0.08 – 2.5 mm²/ AWG 28 – 14	12 mm wide ❶	**280-618**	1	12 mm wide ❶	**280-608**	1
	17 mm wide ❷	**280-619**	1	17 mm wide ❷	**280-609**	1
	22 mm wide ❸	**280-638**	1	22 mm wide ❸	**280-628**	1
				37 mm wide ❹	**280-636**	1
Strip length: 8 – 9 mm / 0.33 in						

For technical explanations and abbreviations, see technical section.

Optocouplers

❷ Module width: 15 mm / 0.591 in
❸ Module width: 20 mm / 0.787 in

Temperature transducers
Bridge rectifiers

❷ Module width: 15 mm / 0.591 in
❸ Module width: 20 mm / 0.787 in

Overvoltage protection
Latching relays
Switching modules

❷ Module width: 15 mm / 0.591 in
❸ Module width: 20 mm / 0.787 in







	Item No.	Pack. Unit
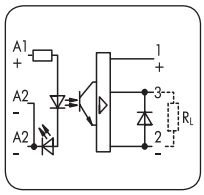	**❷ 24 VDC input**	
	positive switching	
	286-723	1
	24 VDC / 4 A	
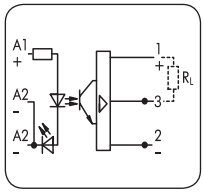	**❷ 110 VDC output**	
	negative switching	
	286-726	1
	5 VDC	
	286-728	1
	12 VDC	
	286-730	1
	24 VDC	
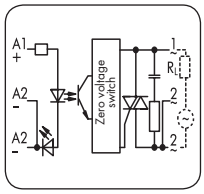	**❷ 230 VAC output**	
	286-732	1
	5 VDC	
	286-733	1
	12 VDC	
	286-734	1
	24 VDC	
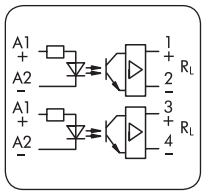	**❸ 2 inputs**	
	2 x 24 VDC	
	286-792	1
	2 x 24 VDC / 2 x 500 mA	
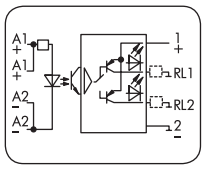	**❸ 24 VDC input**	
	2 inverted outputs	
	286-790	1
	2 x 24 VDC / 500 mA	

	Item No.	Pack. Unit
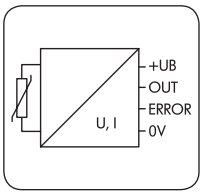	**❸ Temperature transducer**	
	2 conductors	
	286-860	1
	0 – 10 V	
	286-861	1
	0 – 20 mA	
	286-862	1
	4 – 20 mA	
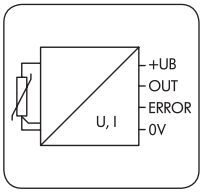	**❸ Temperature transducer**	
	3 conductors	
	286-870	1
	0 – 10 V	
	286-871	1
	0 – 20 mA	
	286-872	1
	4 – 20 mA	
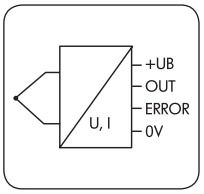	**❸ Temperature transducer**	
	Thermocouple J: 0–750°C	
	286-863	1
	0 – 10 V	
	286-865	1
	0 – 20 mA	
	286-867	1
	4 – 20 mA	
	Thermocouple K: 0–1000°C	
	286-864	1
	0 – 10 V	
	286-866	1
	0 – 20 mA	
	286-868	1
	4 – 20 mA	
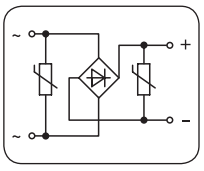	**❷ Bridge rectifier**	
	with varistor	
	286-830	1
	24 VAC / 1 A	
	286-840	1
	250 VAC / 1 A	

	Item No.	Pack. Unit
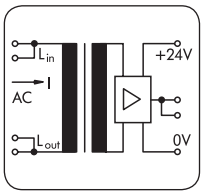	**❸ AC current flow**	
	monitoring module	
	80 mA – 6 A AC	
	286-661	1
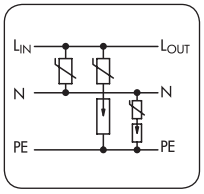	**❷ Surge suppression device**	
	Single-stage suppression	
	286-836	1
	24 V AC/DC	
	286-835	1
	230 VAC	
	286-835/115-000	1
	115 VAC	
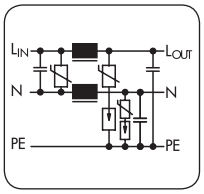	**❸ Surge suppression device**	
	Two-stage suppression	
	286-843	1
	110/120 VAC	
	286-841	1
	230 VDC	
	286-842	1
	230 VAC	
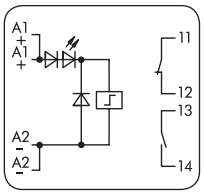	**❸ Latching relay**	
	1 break and 1 make contact	
	286-571	1
	24 VDC	
	286-570	1
	230 VAC	
	(no illustration)	
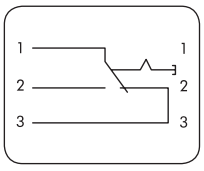	**❷ Switching module**	
	with changeover rocker switch	
	286-895	1
	with momentary switch	
	286-896	1

Accessories, 286 Series

Appropriate marking system: **WMB**



Terminal block for pluggable modules	with 4-conductor terminal blocks, marking plate	
0.08 – 2.5 mm²/ AWG 28 – 14	15 mm wide ❶	**280-762** 1
	20 mm wide ❷	**280-763** 1
Strip length:	25 mm wide ❸	**280-764** 1
8 – 9 mm / 0.33 in		

Dimensions



Entire height from upper-edge of carrier rail

X = 2-conductor, 50 mm/1.97 in
4-conductor, 73 mm/2.87 in

Mounting Carriers for DIN-Rail Mounting PCBs
288 Series

Mounting carrier, type 1, 85 mm wide, for DIN-rail mounting of 71.2 mm wide PCBs	Mounting carrier, type 2, 106 mm wide, for DIN-rail mounting of 100 mm wide PCBs





	Item No.	Pack. Unit
Lateral cover, type 1,		
small, 6.35 mm thick	**288-601**	1
Fixing foot for DIN 35 rail	**288-602**	1
Rail-mount profile, type 2, 1 m long	**288-600**	1
Phillips screw, 2.9 x 13	**210-533**	25
2 pcs per lateral cover. Can be used with a module length of 39 mm or higher. Side covers must be riveted for smaller modules. Rivet length depends on module length. Rivets are not part of our product line.		

	Item No.	Pack. Unit
Lateral cover, type 2,		
small, 8.75 mm thick	**288-621**	1
Fixing foot for DIN 35 rail	**288-622**	1
Rail-mount profile, type 2, 1 m long	**288-620**	1
Lateral cover, type 2,		
large, 8.75 mm thick	**288-626**	1
Cover, type 2, 1 mm long	**288-627**	1
Phillips screw, 2.9 x 13	**210-533**	25
2 pcs per lateral cover. Can be used with a module length of 39 mm or higher. Side covers must be riveted for smaller modules. Rivet length depends on module length. Rivets are not part of our product line.		

Accessories, 288 Series

Mounting carrier, type 1

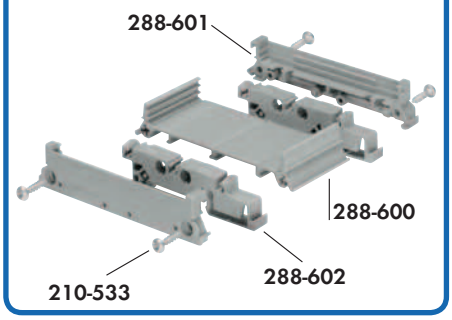

Mounting carrier, type 2



Mounting carrier, type 2, high, with cover



PCB length: L1
Rail-mount profile length: L2 = L1 – 11 mm
Mounting carrier length: L3 = L1 + 2 mm

Lateral cover, type 1: 6.35 mm thick

Free space between profile and PCB: 5 mm (when using upper groove)

PCB length: L1
Rail-mount profile length: L2 = L1 – 15.8 mm
Mounting carrier length: L3 = L1 + 2 mm
Cover length: L4 = L1

Lateral cover, type 2: 8.75 mm thick

Free space between profile and PCB: 5 mm

Mounting carrier, type 1

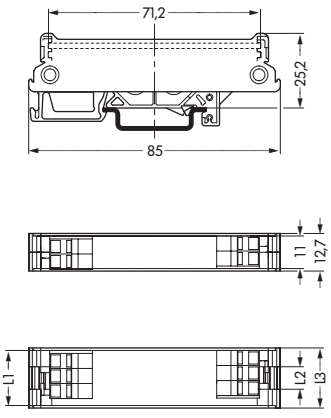

Mounting carrier, type 2, low

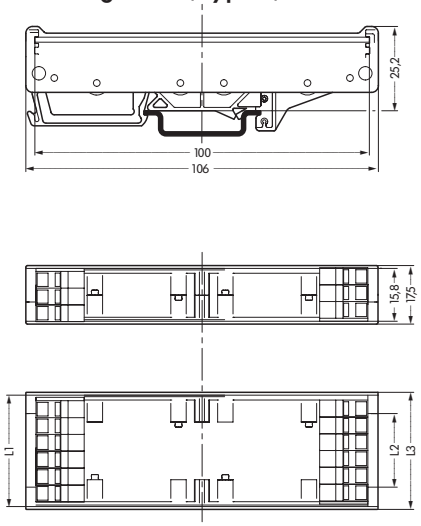

Mounting carrier, type 2, high

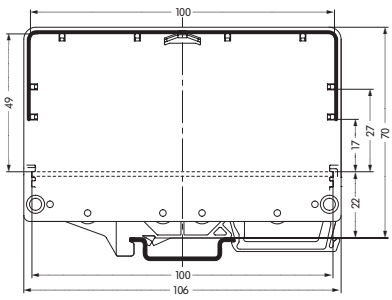

For technical explanations and abbreviations, see technical section.

Empty Component Plug Housings for Building Custom Circuits 280, 286 and 2002 Series

Plug width: 5.2 mm / 0.205 in 10.4 mm / 0.409 in	**Plug width:** 5 mm / 0.197 in 10 mm / 0.394 in **250 V/4 kV/3** **6 A max.**	**Plug width:** 10 mm / 0.394 in 15 mm / 0.591 in 20 mm / 0.787 in 25 mm / 0.984 in **250 V/4 kV/3** **6 A max.**



Type 1 2



Type 4 3 2 1



Type 12 11 10 9

Type	Item No.	Pack. Unit
Empty component plug for carrier terminal blocks, 2002 Series		
Type 1 2-pole, 5.2 mm/0.205 in wide	**2002-800**	100
Type 2 2-pole, 10.4 mm/0.409 in wide	**2002-810**	50
Type 3 4-pole, 10.4 mm/0.409 in wide	**2002-820**	50
Empty component plug for through terminal blocks, 2002, 2004 and 2006 Series		
Type 4 2-pole, 10.4 mm/0.409 in wide	**2002-880**	50

Type	Item No.	Pack. Unit
Empty component plug for carrier terminal blocks		
Type 1 2-pole, 5 mm / 0.197 in wide Plug inside dimensions: W/H/L (3.2/15/15) mm	**280-801**	100
Type 2 2-pole, 10 mm / 0.394 in wide Plug inside dimensions: W/H/L (8.2/15/15) mm	**280-802**	50
Type 3 4-pole, 10 mm / 0.394 in wide Plug inside dimensions: W/H/L (8.2/15/15) mm	**280-804**	50
Empty component plug for through terminal blocks		
Type 4 2-pole, 10 mm / 0.394 in wide Plug inside dimensions: W/H/L (8.2/15/15) mm	**280-803**	50

Type	Item No.	Pack. Unit
Empty component plug for carrier terminal blocks		
Type 9 4-pole, 10 mm / 0.394 in wide	**286-110**	1
Type 10 6-pole, 15 mm / 0.591 in wide	**286-111**	1
Type 11 8-pole, 20 mm / 0.787 in wide	**286-112**	1
Type 12 10-pole, 25 mm / 0.984 in wide	**286-113**	1
For PCB dimensions and component height, see drawing and table.		

Accessories, 280, 286 and 2002 Series

2-cond. carrier terminal block, 5.2 mm wide



0.25 - 2.5 (4) mm²/AWG 22 - 12
10 – 12 mm / 0.43 in
gray **2002-1661** 50

4-cond. carrier terminal block, 5.2 mm wide



0.25 - 2.5 (4) mm²/AWG 22 - 12
10 – 12 mm / 0.43 in
gray **2002-1861** 50

2-cond. through terminal block, 5.2 mm wide



0.25 - 2.5 (4) mm²/AWG 22 - 12
10 – 12 mm / 0.43 in
gray **2002-1201** 100

3-cond. through terminal block, 5.2 mm wide



0.25 - 2.5 (4) mm²/AWG 22 - 12
10 – 12 mm / 0.43 in
gray **2002-1301** 100

4-cond. through terminal block, 5.2 mm wide



0.25 - 2.5 (4) mm²/AWG 22 - 12
10 – 12 mm / 0.43 in
gray **2002-1401** 100

2-cond. carrier terminal block, 5 mm wide



0.08 – 2.5 mm²/AWG 28 – 14
8 – 9 mm / 0.33 in
gray **280-916** 100

3-cond. carrier terminal block, 5 mm wide



0.08 – 2.5 mm²/AWG 28 – 14
8 – 9 mm / 0.33 in
gray **280-610** 100

4-cond. carrier terminal block, 5 mm wide



0.08 – 2.5 mm²/AWG 28 – 14
8 – 9 mm / 0.33 in
gray **280-686** 100

2-cond. through terminal block, 5 mm wide



0.08 – 2.5 mm²/AWG 28 – 14
8 – 9 mm / 0.33 in
gray **280-901** 100

3-cond. through terminal block, 5 mm wide



0.08 – 2.5 mm²/AWG 28 – 14
8 – 9 mm / 0.33 in
gray **280-681** 100

4-cond. through terminal block, 5 mm wide



0.08 – 2.5 mm²/AWG 28 – 14
8 – 9 mm / 0.33 in
gray **280-833** 100

2-cond. terminal block, side-entry, 5 mm wide



0.08 – 2.5 mm²/AWG 28 – 14
8 – 9 mm / 0.33 in
gray **280-101** 100

Terminal block for pluggable modules, 2-cond., polarized, with orange separator



0.08 – 2.5 mm²/AWG 28 – 14
8 – 9 mm / 0.33 in

4-pole, 12 mm wide	**280-618**	1
6-pole, 17 mm wide	**280-619**	1
8-pole, 22 mm wide	**280-638**	1
10-pole, 27 mm wide	**280-639**	1

Terminal block for pluggable modules, 4-cond., polarized, with orange separator



0.08 – 2.5 mm²/AWG 28 – 14
8 – 9 mm / 0.33 in

4-pole, 12 mm wide	**280-608**	1
6-pole, 17 mm wide	**280-609**	1
8-pole, 22 mm wide	**280-628**	1
10-pole, 27 mm wide	**280-629**	1

1-cond./1-cond. block for pluggable modules, with orange separator



0.08 – 4 mm²/AWG 28 – 12
8 – 9 mm / 0.33 in

4-pole, 11.1 mm wide	**769-192/769-319**	10
6-pole, 16.1 mm wide	**769-193/769-319**	5
8-pole, 21.1 mm wide	**769-194/769-319**	5
10-pole, 26.1 mm wide	**769-195/769-319**	5

Pliers, for removing electronic housing cover



210-492 1