MICRO PUSH WIRE® Connectors for Junction Boxes, 243 Series
– Description and Handling –

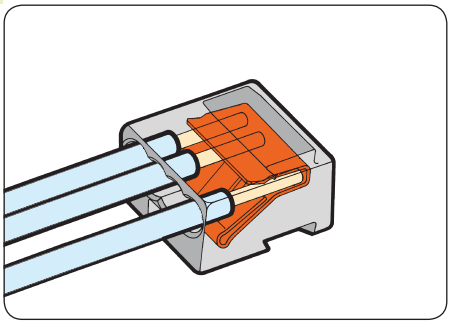

Strip length



Strip solid conductor to 5 – 6 mm / 0.22 in.

Connector strips



Assembling modular connectors to connector strips

PUSH WIRE® connection



Termination: Insert stripped conductor until it hits backstop.



PUSH WIRE® connection



Removal: Hold conductor to be removed and twist alternately left and right while pulling the connector.

Testing



Testing

Applications



Switch (specialty connectors with solder pin termination)



Typical application in a terminal box for burglar alarm – screw mount.

PUSH WIRE® clamps
the following copper conductors:



solid

Connectors for EIB applications, see Full Line Catalog, Volume 2.

Strip length, see packaging or instructions.

MICRO PUSH WIRE® Connectors for Junction Boxes, Mounting Carriers
243 Series

0.6 - 0.8 mm Ø "sol."* | AWG 22 - 20 "sol."*	0.6 - 0.8 mm Ø "sol."* | AWG 22 - 20 "sol."*	Mounting carriers for MICRO PUSH WIRE® connectors
100 V/1.5 kV/2 | 150 V, 7 A UL | 150 V, 7 A CSA	100 V/1.5 kV/2 | 150 V, 7 A UL | 150 V, 7 A CSA	
I_N 6 A	I_N 6 A	
5 - 6 mm / 0.22 in	5 - 6 mm / 0.22 in	
❶ Approvals	❶ Approvals	







Color	Item No.	Pack. Unit
MICRO PUSH WIRE® connector for junction boxes,		
4-conductor connector		
dark gray	**243-204**	1000 (10x100)
red	**243-804**	1000 (10x100)
light gray	**243-304**	1000 (10x100)
yellow	**243-504**	1000 (10x100)

Color	Item No.	Pack. Unit
MICRO PUSH WIRE® connector for junction boxes,		
8-conductor connector		
dark gray	**243-208**	500 (10x50)
red	**243-808**	500 (10x50)
light gray	**243-308**	500 (10x50)
yellow	**243-508**	500 (10x50)

Description	Item No.	Pack. Unit
Mounting carrier,		
for 4 connectors	**243-112**	50 (5x10)
for 6 connectors	**243-113**	50 (5x10)
Marking strips,		
plain	**243-110**	1

0.4 - 0.5 mm Ø "sol."* | AWG 26 - 24 "sol."*
100 V/1.5 kV/2
I_N 6 A
5 - 6 mm / 0.22 in
❶ Approvals



Color	Item No.	Pack. Unit
MICRO PUSH WIRE® connector for junction boxes,		
4-conductor connector		
transparent	**243-144**	1000 (10x100)



Inserting a connector into the mounting carrier.



Removing a mounting carrier from the DIN rail.



Example of residential door bell application – mounted on DIN 35 rail.

Dimensions

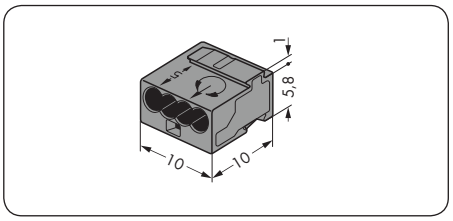

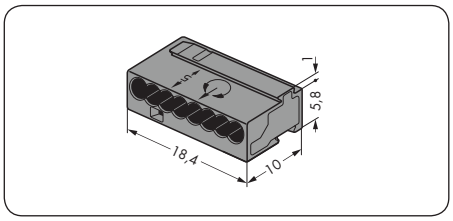

❶ Approvals are available online at: www.wago.com.
For technical explanations and abbreviations, see technical section.
*When using conductors of exclusively the same diameter, 0.5 mm/AWG 24 or 1.0 mm/AWG 18 diameters are also possible.

PUSH WIRE® Connectors for Junction Boxes 273 / 773 / 2273 Series – Description and Handling –



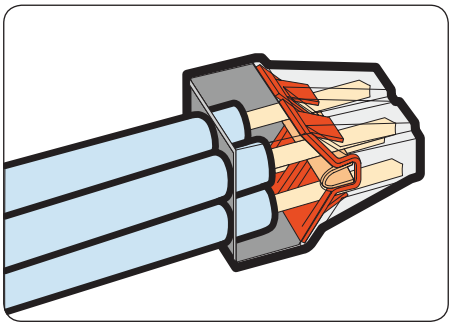

Strip length



Strip solid conductor to 10 – 13 mm (0.39 – 0.51 in).

Testing



Testing

PUSH WIRE® connection



Termination: Insert stripped solid conductor until it hits backstop.



Removal: Hold conductor to be removed and twist alternately left and right while pulling the connector.



FIXED IN POSITION – on a DIN 35 rail (273 Series mounting carrier)



FIXED IN POSITION – on a DIN 35 rail (773 Series mounting carrier)

PUSH WIRE® clamps the following copper conductors:



solid, 273, 773 and 2273 Series



stranded, 773 Series only

Strip length, see packaging or instructions.

PUSH WIRE® Connectors for Junction Boxes, 273 Series

0.75 – 1.5 mm² "sol." ❶	AWG 18 – 16 "sol."
400 V/ 4 kV/ 2**	600 V, 20 A (UL)
I_N 18 A	600 V, 10 A (CSA)
10 – 13 mm / 0.45 in	
❸ Approvals	





Color	Item No.	Item No.	Pack. Unit
PUSH WIRE® connector for junction boxes			
3 cond.	● 273-100	○ 273-153	1000

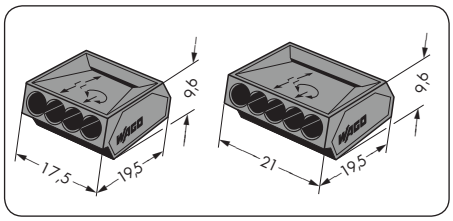

0.75 – 1.5 mm² "sol." ❶	AWG 18 – 16 "sol."
400 V/ 4 kV/ 2**	600 V, 20 A (UL)
I_N 18 A	600 V, 10 A (CSA)
10 – 13 mm / 0.45 in	
❸ Approvals	





Color	Item No.	Item No.	Pack. Unit
PUSH WIRE® connector for junction boxes			
5 cond.	● 273-101	○ 273-155	1000
8 cond.	● 273-108	○ 273-158	500

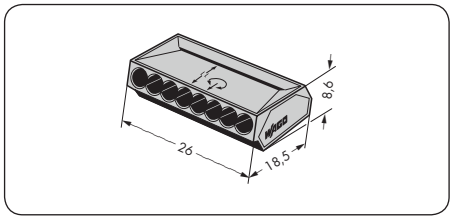

PUSH WIRE® Connectors for Junction Boxes
COMPACT PUSH WIRE® Connectors for Junction Boxes

273 Series

1 – 2.5 mm² "sol." ❶ | AWG 14 – 12 "sol."
400 V/ 4 kV/ 2**
I_N 24 A | 600 V, 20 A UL
600 V, 20 A CSA

10 – 13 mm / 0.45 in

❸ Approvals



Color	Item No.	Item No.	Pack. Unit
PUSH WIRE® connector for junction boxes			
2 cond.	**273-112**	**273-252**	1000
3 cond.	**273-104**	**273-253**	1000
4 cond.	**273-102**	**273-254**	1000

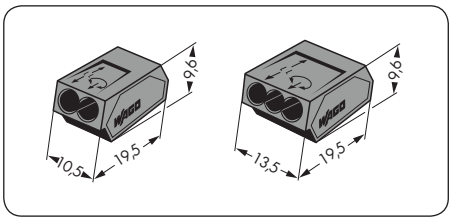

1 – 2.5 mm² "sol." ❶ | AWG 14 – 12 "sol."
AWG 18 – 12 "sol." ❹
400 V/ 4 kV/ 2**
I_N 24 A | 600 V, 20 A UL
600 V, 20 A CSA

10 – 13 mm / 0.45 in
12 mm / 0.47 in ❹

❸ Approvals



Color	Item No.	Item No.	Pack. Unit
PUSH WIRE® connector for junction boxes			
5 cond.	**273-105**	**273-255**	1000
8 cond.	**773-108** ❹		500

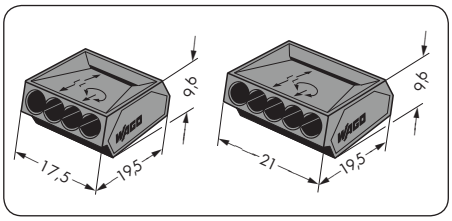

2273 Series

0.5 – 2.5 mm² "sol." ❶ | AWG 18 – 14 "sol."
450 V/ 4 kV/ 2**
I_N 24 A

11 mm / 0.43 in

❸ Approvals



Color	Item No.	Pack. Unit
COMPACT PUSH WIRE® connector for junction boxes, Housing color: transparent		
2 cond. white	**2273-202**	1000 (10x100)
3 cond. orange	**2273-203**	1000 (10x100)
4 cond. red	**2273-204**	1000 (10x100)

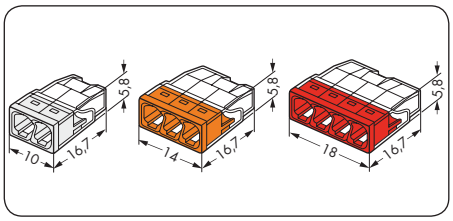

1 – 2.5 mm² "sol." ❶ | AWG 14 – 12 "sol."
AWG 18 – 14 "sol." ❹
450 V/ 4 kV/ 2**
I_N 24 A | 600 V, 20 A UL
600 V, 20 A CSA

11 mm / 0.43 in

❸ Approvals



Color	Item No.	Pack. Unit
COMPACT PUSH WIRE® connector for junction boxes, Housing color: transparent		
5 cond. yellow	**2273-205**	1000 (10x100)
8 cond. light gray	**2273-208**	500 (10x50)

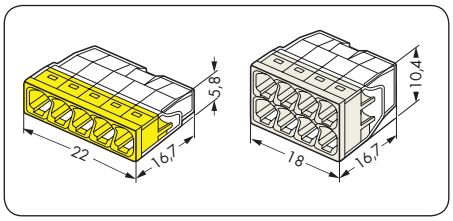

773 Series

2.5 – 6 mm² "s+st"
400 V/ 4 kV/ 2**
I_N 41 A | AWG 14 – 10 "s+st"
600 V, 20 A UL
600 V, 30 A CSA

12 – 13 mm / 0.49 in

❸ Approvals



Color	Item No.	Pack. Unit
PUSH WIRE® connector for junction boxes, transparent housing		
3 cond. red	**773-173**	500 (10x50)

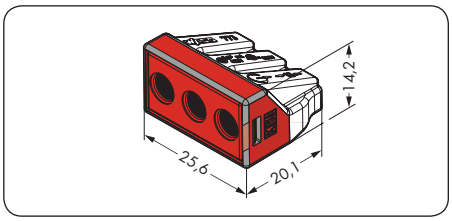

Mounting carrier
for 273 and 773 Series PUSH WIRE® connectors for junction boxes

for 2273 Series COMPACT PUSH WIRE® connectors for junction boxes

273 Series

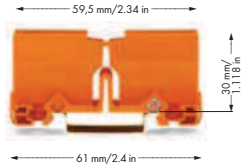

773 Series

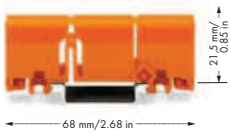

2273 Series



Color	Item No.	Pack. Unit
Mounting carrier		
orange	**273-150**	50 (5x10)
orange	**773-332**	50 (5x10)
orange	**2273-500**	50 (5x10)
Self-adhesive marking strips, plain		
white	**210-334**	1

When using conductors of the same diameter only, ❶ 0.5 mm²/AWG 20 ❷ or 0.75 mm²/AWG 18 are also possible.
❸ Approvals are available online at: www.wago.com.

** In grounded power lines
For technical explanations and abbreviations, see technical section.

WAGO®