Modular Terminal Blocks and Terminal Strips, Front-Entry
264 Series

Assembly



Assembling modular terminal blocks into terminal strips.



Mounting an "end terminal block" with fixing flange.

Mounting



Terminal strip with fixing flanges, screw mount.

CAGE CLAMP® connection



Inserting a conductor via operating tool.



Removal



Removing a terminal block.

Commoning



Commoning with comb-style jumper bar.

Testing



Testing with test plug module assembly – touch contact.

Marking



Marking using Miniature WSB Quick markers.

CAGE CLAMP® clamps the following copper conductors:



solid | stranded | fine-stranded | tip-bonded | with crimped ferrule* | with pin terminal

*With ferruled conductors, the max. conductor cross section accommodated is one size smaller than max. rating of terminal block. Strip length, see packaging or instructions.

Modular Terminal Blocks and Terminal Strips
264 Series

0.08 - 2.5 mm²	AWG 28 - 12**
800 V/8 kV/3	600 V, 20 A
I_N 24 A	600 V, 20 A

2-cond. terminal block width 6 mm/0.236 in
4-cond. terminal block width 10 mm/0.394 in
8 - 9 mm / 0.33 in
❶ Approvals

0.08 - 2.5 mm² | AWG 28 - 12**
800 V/8 kV/3 | 600 V, 20 A
I_N 24 A | 600 V, 20 A
2-cond. terminal block width 6 mm/0.236 in
4-cond. terminal block width 10 mm/0.394 in
8 - 9 mm / 0.33 in
❶ Approvals

0.08 - 2.5 mm² | AWG 28 - 12**
800 V/8 kV/3 | 600 V, 20 A
I_N 24 A | 600 V, 20 A
2-cond. terminal block width 6 mm/0.236 in
4-cond. terminal block width 10 mm/0.394 in
8 - 9 mm / 0.33 in
❶ Approvals

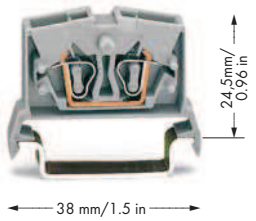





Through terminal block, for DIN 35 rail

Color	2-cond. block	4-cond. block	Pack. Unit
gray	264-711	264-731	100
blue	264-714	264-734	100
orange	264-716	264-736	100
light gray Ex	264-125	264-225	100



4-conductor ground terminal block, for DIN 35 rail

green-yellow	264-737		100
green-yellow Ex	264-737/999-950		100

Center terminal block without fixing flange

Color	2-cond. block	4-cond. block	Pack. Unit
gray	264-321	264-351	100
blue	264-324	264-354	100
orange	264-326	264-356	100
green-yellow	264-327	264-357	100
light gray Ex	264-131	264-231	100

End terminal block with fixing flange

Color	2-cond. block	4-cond. block	Pack. Unit
gray	264-301	264-331	100
blue	264-304	264-334	100
orange	264-306	264-336	100
green-yellow	264-307	264-337	100
light gray Ex	264-130	264-230	100

Center terminal block with snap-in mounting foot

Color	2-cond. block	4-cond. block	Pack. Unit
gray	264-311	264-341	100
blue	264-314	264-344	100
orange	264-316	264-346	100
green-yellow	264-317	264-347	100
light gray Ex	264-180	264-280	100

Terminal strip with fixing flanges, gray

	2-cond. block	4-cond. block	Pack. Unit
2	264-102	264-202	100
3	264-103	264-203	100
4	264-104	264-204	100
:	:		:
10	264-110	264-210	25
11	264-111	264-211	25
12	264-112	264-212	25

Terminal strip with snap-in mounting feet, gray

	2-cond. block	4-cond. block	Pack. Unit
2	264-152	264-252	100
3	264-153	264-253	100
4	264-154	264-254	100
:	:		:
10	264-160	264-260	25
11	264-161	264-261	25
12	264-162	264-262	25

For terminal strips mixed in different colors, please contact factory.

End plates for DIN 35 rail,



4 mm thick

orange	264-369	25
gray	264-368	25
light gray	264-370	25

End plates with fixing flange,



4 mm thick

gray	264-361	25
orange	264-364	25
light gray	264-363	25

End plate, for blocks with snap-in mounting foot,



4 mm thick

gray	264-371	25
orange	264-374	25
light gray	264-373	25

Accessories, 264 Series

Appropriate marking system: **Miniature WSB**

Comb-style jumper bar, insulated, I_N 16 A, 2-way



264-402 200 (8x25)
reduces maximum conductor size to 1.5 mm²/AWG 16

Alternate comb-style jumper bar, insulated,



$I_N = I_N$ terminal block, for 2-conductor blocks
280-492 200 (8x25)
for 4-conductor blocks
281-492 100 (4x25)

Separator for Ex e /Ex i applications, 66 mm wide,



4 mm thick
orange 264-367 25

DIN 35 rails and end stops, see Section 6

Operating tool, insulated, 2-way,



for comb-style jumper bar
280-432 1

Aluminum carrier rail, 1000 x 18 x 7 mm,



for version with mounting feet
210-154 1

Plastic end stop, with WSB marker slot,



6 mm wide,
for 210-154 aluminum rail
gray 209-122 1

Suitable for Ex i applications
Ex Suitable for Ex e II applications
0.5 – 2.5 mm² AWG 20 – 12**
690 V, 23 A

Test plug modules 6 mm wide



249-136 100 (4x25)
10 mm wide
249-139 100 (4x25)

Test plug, with 500 mm cable



2 mm Ø, red 210-136 50
2.3 mm Ø, yellow 210-137 50

Operating tool with partially insulated shaft,



type 2, (3.5 x 0.5) mm blade
210-720 1

❶ All approvals and more information at www.wago.com.
**AWG 12: THHN, THWN

For technical explanations and abbreviations, see technical section.
Please find the entire product range in our Full Line Catalog, Volume 1.