Through/Ground Conductor and Ex Terminal Blocks 10 mm², Distribution Terminal Blocks
284 Series

0.2 - 10 mm²	AWG 24 - 8
800 V/8 kV/3	600 V, 50 A
I_N 57 A	600 V, 54 A

Terminal block width 10 mm / 0.394 in
12 - 13 mm / 0.49 in
❸ Approvals

0.2 - 10 mm²	AWG 24 - 8
800 V/8 kV/3	600 V, 50 A
I_N 57 A	600 V, 54 A

Terminal block width 10 mm / 0.394 in
12 - 13 mm / 0.49 in
❸ Approvals

0.2 - 10 mm² ❶	AWG 24 - 8 ❶
6 - 35 mm² ❷	AWG 10 - 2 ❷
800 V/8 kV/3, I_N 125 A	600 V, 115 A

Terminal block width 17.5 mm / 0.689 in
12 - 14 mm / 0.51 in
❸ Approvals

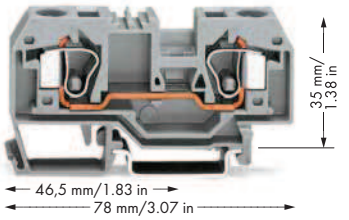

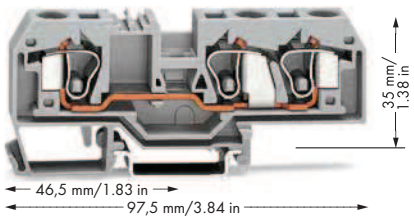

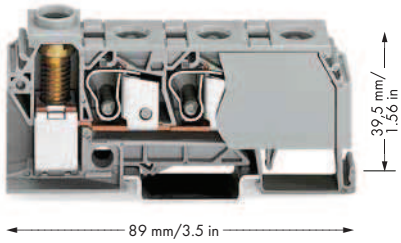

Color	Item No.	Pack. Unit
2-conductor through terminal block		
gray	**284-901**	25
blue	**284-904**	25
orange	**284-902**	25
light gray (Ex)	**284-992**	25
2-conductor ground terminal block		
green-yellow	**284-907**	25
green-yellow (Ex)	**284-907/999-950**	25

Color	Item No.	Pack. Unit
3-conductor through terminal block		
gray	**284-681**	25
blue	**284-684**	25
orange	**284-682**	25
light gray (Ex)	**284-993**	25
3-conductor ground terminal block		
green-yellow	**284-687**	25
green-yellow (Ex)	**284-687/999-950**	25

Color	Item No.	Pack. Unit
Distribution terminal block,		
with 3 x CAGE CLAMP® connection ❶ 10 mm²/AWG 8		
and 1 x screw clamp connection ❷ 35 mm²/AWG 2		
gray	**284-621**	15
blue	**284-624**	15



Terminating a 35 mm²/AWG 2 conductor.
Screw clamp connection, side-entry wiring.



Terminating a 10 mm²/AWG 8 conductor.
CAGE CLAMP® connection, front-entry wiring.

Rail-mounted distribution terminal block with 35 mm²/AWG 2 and 3 x 10 mm² (3 x AWG 8) front-entry CAGE CLAMP® connection. Snaps onto DIN 35 carrier rails per EN 60715. The terminal block enclosed on both sides, an end or intermediate plate is not necessary.

In case of maximum wiring with 3 x 10 mm²/AWG 8 on the distribution side, the nominal current of 125A shall not be exceeded.

Item-Specific Accessories

End and intermediate plate, 2.5 mm thick



orange	**284-328**	100 (4x25)
gray	**284-325**	100 (4x25)
light gray	**284-330**	100 (4x25)

End and intermediate plate, 2.5 mm thick



orange	**284-339**	100 (4x25)
gray	**284-308**	100 (4x25)
light gray	**284-341**	100 (4x25)

Separator, oversized, 2 mm thick



orange	**284-329**	100 (4x25)
gray	**284-326**	100 (4x25)
light gray	**284-331**	100 (4x25)

Separator, oversized, 2 mm thick



orange	**284-340**	100 (4x25)
gray	**284-309**	100 (4x25)
light gray	**284-342**	100 (4x25)

284 Series Accessories

Appropriate marking system: **WMB**

Adjacent jumper, insulated, I_N 57 A



gray	**284-402**	100 (4x25)
yellow-green	**284-422**	100 (4x25)

Protective warning marker, with high-voltage symbol, for 5 terminal blocks



yellow	**284-415**	50 (2x25)

Alternate jumper, insulated, I_N 57 A



gray	**284-409**	50 (2x25)

Finger guard,



touch-proof cover protects unused conductor entries

yellow	**284-400**	100 (4x25)

Test plug adapter, for terminal blocks 1.5–10 mm²



(AWG 16–8), 8 mm wide
209-170 50 (2x25)
for test plug 4 mm Ø

Step-down jumper, insulated,



gray	50 (2x25)

Test plug module and spacer module, both with spacer plate, see page 55

284/282 – 281/280/279	**284-414**	I_N 15 A
284/282 – 282/281	**284-413**	I_N 30 A

Cover plate, for step-down jumper application only, 1 mm thick,



for 2-conductor terminal blocks
gray **284-357** 25
for 3-conductor terminal blocks
gray **284-358** 25

(Ex) Suitable for Ex e II applications
0.5 – 10 mm² AWG 20 – 8
550 V, 53 A

Comb-style jumper bar, insulated, individual arrangement



I_N 125 A – 2 jumpers combined in one clamping unit 100 A, 2-way
gray **284-412** 100 (4x25)

❸ Approvals are available online at: www.wago.com.

For technical explanations and abbreviations, see technical section.

Through/Ground Conductor and Ex Terminal Blocks 16 mm² / 35 mm² 283 and 285 Series

0.2 - 16 mm²	AWG 24 - 6
800 V/8 kV/3	600 V, 65 A
I_N 76 A	600 V, 70 A

Terminal block width 12 mm / 0.472 in
16 - 17 mm / 0.65 in
❸ Approvals

0.2 - 16 mm²	AWG 24 - 6
800 V/8 kV/3	600 V, 65 A
I_N 76 A	600 V, 70 A

Terminal block width 12 mm / 0.472 in
16 - 17 mm / 0.65 in
❸ Approvals

6 - 35 mm²	AWG 8 - 2
1000 V/8 kV/3	600 V, 115 A
I_N 125 A	600 V, 140 A

Terminal block width 16 mm / 0.63 in
23 mm / 0.91 in❹
❸ Approvals

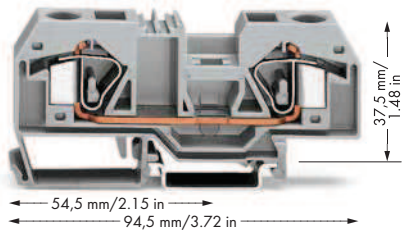

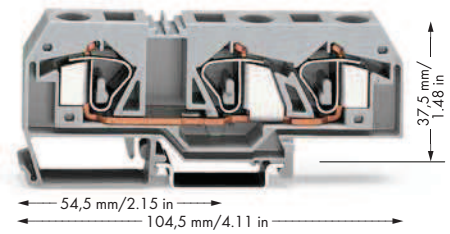



Color	Item No.	Pack. Unit
2-conductor through terminal block		
gray	**283-901**	20
blue	**283-904**	20
orange	**283-902**	20
light gray Ex	**283-992**	20
2-conductor ground terminal block		
green-yellow	**283-907**	20
green-yellow Ex	**283-907/999-950**	20

Color	Item No.	Pack. Unit
3-conductor through terminal block		
gray	**283-671**	20
blue	**283-674**	20
orange	**283-672**	20
light gray Ex	**283-998**	20
3-conductor ground terminal block		
green-yellow	**283-677**	20
green-yellow Ex	**283-677/999-950**	20

Notice: These terminal blocks cannot be commoned using adjacent jumpers!

Color	Item No.	Pack. Unit
2-conductor through terminal block, with integrated end plate		
gray	**285-635**	15
blue	**285-634**	15
light gray Ex	**285-992**	15
2-conductor ground terminal block		
green-yellow	**285-637**	15
green-yellow Ex	**285-637/999-950**	15



Termination of 35 mm²/AWG 2 conductor

Item-Specific Accessories

End and intermediate plate, 2.5 mm thick



orange	**283-328**	50 (2x25)
gray	**283-325**	50 (2x25)
light gray	**283-330**	50 (2x25)

Separator, oversized, 2 mm thick



orange	**283-329**	50 (2x25)
gray	**283-326**	50 (2x25)
light gray	**283-331**	50 (2x25)

End and intermediate plate, 2.5 mm thick



orange	**283-352**	50 (2x25)
gray	**283-350**	50 (2x25)
light gray	**283-354**	50 (2x25)

Separator, oversized, 2 mm thick



orange	**283-353**	50 (2x25)
gray	**283-351**	50 (2x25)
light gray	**283-355**	50 (2x25)

283 Series Accessories

Appropriate marking system: **WMB**

Adjacent jumper, insulated, I_N 70 A



gray	**283-402**	50 (2x25)
yellow-green	**283-422**	50 (2x25)

Alternate jumper, insulated, I_N 76 A



gray	**283-409**	50 (2x25)

Test plug adapter, for terminal blocks 1.5–16 mm²



(AWG 16–6), 11.6 mm wide
283-404 25
for test plug 4 mm Ø

Step-down jumper, insulated, I_N 32 A,



16 mm²/AWG 6 to 4 mm²/ AWG 12
gray **283-414** 50 (2x25)

Cover plate, for step-down jumper application only,



1 mm thick,
for 2-conductor terminal blocks
gray **283-357** 25

Protective warning marker, with high-voltage symbol,



for 5 terminal blocks
yellow **283-415** 50 (2x25)

Finger guard,



touch-proof cover protects unused conductor entries
yellow **283-400** 100 (4x25)

Banana plugs, only for safety extra-low voltage (42 V)



black	**215-311**	50
red	**215-212**	50
blue	**215-711**	50

Operating tool with partially insulated shaft,



type 3, (5.5 x 0.8) mm blade
210-721 1

Ex Suitable for Ex e II applications
0.5 – 16 mm² AWG 20 – 6
550 V, 68 A Jumper 63 A

285 Series

Appropriate marking systems: **Miniature WSB** **WMB**

Adjacent jumper, insulated, I_N 85 A



gray **285-435** 50 (2x25)

Step-down jumper, insulated, I_N 32 A,



from 35 mm²/AWG 2 to 4 mm²/ AWG 12
gray **283-414** 50 (2x25)

Protective warning marker, with high-voltage symbol,



for 5 terminal blocks
yellow **285-416** 50 (2x25)

Finger guard,



touch-proof cover protects unused conductor entries
yellow **285-401** 100 (4x25)

Ex Suitable for Ex e II applications
6 – 35 mm² AWG 8 – 2
750 V, 120 A
6 – 25 mm² AWG 8 – 4
for ground terminal blocks

Please find the entire product range in our Full Line Catalog, Volume 1. Additional information at www.wago.com.
❹ 16 mm (0.63 in) for 35 mm²/AWG 2 "st"

Rail-Mounted, High-Current Terminal Blocks, 285 Series
Description and Handling

Conductor entry 1



Insert Allen wrench and rotate counterclockwise. Then push in orange locking tab for hands-free wiring.

Safety notice



Risk of injury!
Do not insert fingers in the conductor entry!

Shock Protector



To protect unused conductor entries (separate jumper entry protector from shock protector unit).

Conductor entry 2



Insert stripped conductor (observe 35 mm of strip length) into clamping unit until it hits backstop. Hold this position.



Conductor entry 3



Unlock the locking tab with a short counterclockwise turn of the Allen wrench ❶.
When unlocked (click), allow Allen wrench to rotate clockwise (automatic) ❷ to securely terminate the conductor.

Jumpers 35 mm²/AWG 2



Commoning adjacent terminals with a simple push-in jumper.

Jumpers 50 mm² (AWG 2/0)/95 mm² (AWG 4/0)



Commoning with adjacent jumper: tool-free insertion of jumper above the conductor entry hole.
Rated cross section is still 50 mm2/AWG 2/0 and 95 mm²/AWG 4/0.

Testing



❸ via test adapter for 4 mm Ø plugs
❹ via touchproof 4 mm Ø plugs

Voltage tap 35 mm²/AWG 2



The voltage tap is inserted into the jumper contact slot. It can be fitted with a strain relief plate and provides test option for 2 mm Ø test plugs.

Voltage tap 50 mm² (AWG 2/0)/95 mm² (AWG 4/0)



Reliable and simple tap directly into the power supply. Insert the unwired tap before opening the clamping unit.

POWER CAGE CLAMP clamps the following copper conductors:



solid



stranded



fine-stranded



with ferrule

Strip length, see packaging or instructions.

High-Current, Through/Ground Conductor and Ex Terminal Blocks 35 mm², 50 mm² and 95 mm² 285 Series

POWER CAGE CLAMP®

6 - 35 mm²	AWG 8 - 2	10 - 50 (70 "f-st") mm²	AWG 8 - 1	25 - 95 mm²	AWG 4 - 4/0
1000 V/8 kV/3	600 V, 115 A	1000 V/8 kV/3	600 V, 150 A	1000 V/8 kV/3	600 V, 200 A
I_N 125 A	600 V, 115 A	I_N 150 A	600 V, 150 A	I_N 232 A	600 V, 210 A
Terminal block width 16 mm / 0.63 in		Terminal block width 20 mm / 0.787 in		Terminal block width 25 mm / 0.98 in	
25 mm / 0.98 in		30 mm / 1.18 in		35 mm / 1.38 in	
❺ Approvals		❺ Approvals		❺ Approvals	







Color	Item No.	Pack. Unit
2-conductor through terminal block		
gray	**285-135**	15
blue	**285-134**	15
2-conductor ground terminal block, only for DIN 35 x 15 rails; 2.3 mm thick, copper		
green-yellow	**285-137**	15

Color	Item No.	Pack. Unit
2-conductor through terminal block		
gray	**285-150**	5
blue	**285-154**	5
2-conductor ground terminal block, only for DIN 35 x 15 rails; 2.3 mm thick, copper		
green-yellow	**285-157**	5

Color	Item No.	Pack. Unit
2-conductor through terminal block		
gray	**285-195**	5
blue	**285-194**	5
light gray Ex	**285-995**	5
2-conductor ground terminal block, only for DIN 35 x 15 rails; 2.3 mm thick, copper		
green-yellow	**285-197**	5
green-yellow Ex	**285-197/999-950**	5

285 Series Accessories

Appropriate marking system: **WMB**

Adjacent jumper, insulated, ❻

gray **285-435** 50 (2x25)
I_N 85 A

Voltage Tap, I_N 32 A, 0.2–6 mm² (24–10), ❻

module width 8 mm / 0.315 in
gray **285-427** 5

Operating tool with partially insulated shaft,

type 3, (5.5 x 0.8) mm blade
210-721 1

Protective warning marker, with high-voltage symbol,

black
yellow **285-420** 50 (2x25)

Finger guard, touch-proof cover protects unused conductor entries

yellow **285-421** 100 (4x25)

Test plug adapter, 11.6 mm wide, for test plug 4 mm Ø

283-404 25

Test plug, 4 mm Ø, protected against accidental contact;

e.g., available through Multi-Contact Deutschland GmbH
Postfach 1606, 79551 Weil am Rhein, Hegenheimerstraße 19
79576 Weil am Rhein

Copper carrier rail, as per EN 60715,

35 x 15 mm, 2.3 mm thick,
2 m long
unslotted **210-198** 10

Marking strip, plain,

11 mm wide,
50m roll
white **2009-110** 1

Adjacent jumper, insulated, ❻

gray **285-450** 25
I_N 150 A for 1 jumper
I_N 130 A for 2 to 4 jumpers

Voltage Tap, I_N 41 A, 0.2–6 mm² (24–10), ❻

module width 16 mm / 0.63 in
gray **285-447** 5

Allen wrench with partially insulated shaft

8 mm **285-172** 1

Protective warning marker, with high-voltage symbol,

black
yellow **285-440** 50 (2x25)

Finger guard,

touchproof cover protects unused conductor entries and jumper slots
yellow **285-441** 100 (4x25)

Test plug, 4 mm Ø, protected against accidental contact;

e.g., available through Multi-Contact Deutschland GmbH
Postfach 1606, 79551 Weil am Rhein, Hegenheimerstraße 19
79576 Weil am Rhein

Copper carrier rail, as per EN 60715,

35 x 15 mm, 2.3 mm thick,
2 m long
unslotted **210-198** 10

WMB Multi marking system,

10 strips with 10 markers per card,
stretchable 5 – 5.2 mm
plain **793-5501** 5

Adjacent jumper, insulated, ❻

gray **285-495** 25
I_N 232 A for 1 jumper
I_N 130 A for 2 to 4 jumpers

Voltage Tap, I_N 57 A, 0.2–10 mm² (24–80)/16 mm² (AWG 6), ❻

module width 20 mm / 0.787 in
gray **285-407** 5

Allen wrench with partially insulated shaft

8 mm **285-172** 1

Protective warning marker, with high-voltage symbol,

black
yellow **285-170** 50 (2x25)

Finger guard,

touchproof cover protects unused conductor entries and jumper slots
yellow **285-169** 25

Test plug, 4 mm Ø, protected against accidental contact;

e.g., available through Multi-Contact Deutschland GmbH
Postfach 1606, 79551 Weil am Rhein, Hegenheimerstraße 19
79576 Weil am Rhein

Copper carrier rail, as per EN 60715,

35 x 15 mm, 2.3 mm thick,
2 m long
unslotted **210-198** 10

Ex Suitable for Ex e II applications
25 – 95 mm² AWG 4 – 4/0
750 V, 195 A
35 – 70 mm² AWG 2 – 2/0
for ground terminal blocks

❺ Approvals are available online at: www.wago.com.
For technical explanations and abbreviations, see technical section.
❻ Adjacent jumpers and voltage taps can only be removed or inserted when the clamp is in closed position.