Double Potential Terminal Blocks 1.5 mm²/AWG 16, Series 279

0.2 – 1.5 mm² ❶ 550 V 15 A	AWG 24 – 16 ❶	0.2 – 1.5 mm² ❶ 550 V 15 A	AWG 24 – 16 ❶	Application notes
Terminal block width 4 mm / 0.157 in 8 – 9 mm / 0.33 in *		Terminal block width 4 mm / 0.157 in 8 – 9 mm / 0.33 in *		

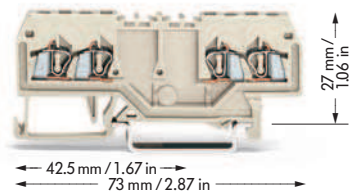

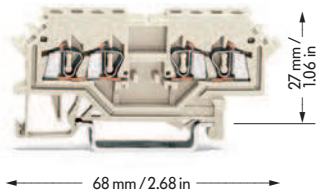

Item No.	Pack.-unit pcs	Item No.	Pack.-unit pcs
Double potential terminal block, with double marker receptacle in the center of the terminal block		**Double potential terminal block,** with double marker receptacle in the center of the terminal block	
light grey **279-995** ◯	100	light grey **279-989** ◯	100
Attention! These double potential terminal block cannot be commoned with adjacent jumpers!		**Attention! These double potential terminal block cannot be commoned with adjacent jumpers!**	

Accessories Series 279 item-specific

End and intermediate plate, 2 mm / 0.079 in thick		**End and intermediate plate,** 2 mm / 0.079 in thick	
	light grey **279-348** 100 (4 x 25)		light grey **279-318** 100 (4 x 25)
Separator, oversized, 2 mm / 0.079 in thick		**Separator,** oversized, 2 mm / 0.079 in thick	
	light grey **279-349** 100 (4 x 25)		light grey **279-338** 100 (4 x 25)
Separator for Ex e/Ex i applications,		**Separator for Ex e/Ex i applications,**	
	3 mm/0.118 in thick, orange 120 mm wide **209-191** 50 (2 x 25)		3 mm/0.118 in thick, orange 120 mm wide **209-191** 50 (2 x 25)

Accessories Series 279

Appropriate marking system **WMB/WSB/WFB** (see page 3.35)

Screwless end stop		**Protective warning marker,** with high voltage symbol, for 5 terminal blocks	
	6 mm wide **249-116** 100 (4 x 25) 10 mm wide **249-117** 50 (2 x 25)		yellow **279-415** 100 (4 x 25)

Double potential terminal blocks are space savers. Two independant through terminal blocks are placed in one insulated housing on one level. The width of the housing is only 4 mm/0.157 in. Compared to standard through terminal blocks, the width is only 2 mm/0.079 in for a total height of only 27 mm/1.063 in from the upper edge of the carrier rail. Input and output contacts of one circuit are placed on the same side of the terminal block. Both circuits can be individually marked according to input and output.

❶ Using crimped ferrules for corrosion protection, the rated cross section is reduced by one size. For types of wires and wire preparation see section 2 "General Technical Information for Electrical Equipment".

* Notes on approvals see page 10.0 and following.

Through/Ground (Earth) Conductor Terminal Blocks 2.5 mm²/AWG 12, Series 280

0.2 – 2.5 mm² ❶ | AWG 24 – 12 ❶ 550 V 23 A Terminal block width 5 mm / 0.197 in 8 – 9 mm / 0.33 in *	0.2 – 2.5 mm² ❶ | AWG 24 – 12 ❶ 550 V 22 A Terminal block width 5 mm / 0.197 in 8 – 9 mm / 0.33 in *	Application notes

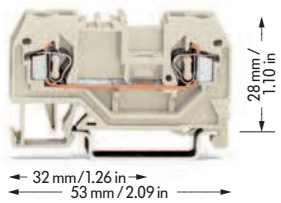

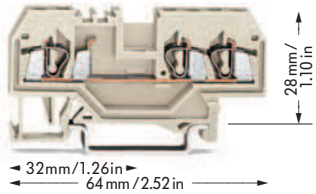

	Item No.	Pack.-unit pcs
2-conductor through terminal block		
light grey	**280-992**	100
2-conductor ground (earth) terminal block		
green-yellow	**280-907/999-950**	100
Spacer	**280-902/056-000**	

	Item No.	Pack.-unit pcs
3-conductor through terminal block		
light grey	**280-993**	100
3-conductor ground (earth) terminal block		
green-yellow	**280-687/999-950**	100
Spacer	**280-650/056-000**	



Commoning with adjacent jumpers.
Push down the jumper until fully inserted!

Accessories Series 280 item-specific

End and intermediate plate, 2.5 mm/0.098 in thick	light grey **280-356** 100 (4 x 25)	**End and intermediate plate,** 2.5 mm/0.098 in thick light grey **280-358** 100 (4 x 25)
Separator, oversized, 2 mm / 0.079 in thick	light grey **280-357** 100 (4 x 25)	**Separator,** oversized, 2 mm / 0.079 in thick light grey **280-359** 100 (4 x 25)
Separator for Ex e/Ex i applications,	3 mm/0.118 in thick, orange 90 mm wide **209-190** 50 (2 x 25) 120 mm wide **209-191** 50 (2 x 25)	**Separator for Ex e/Ex i applications,** 3 mm/0.118 in thick, orange 120 mm wide **209-191** 50 (2 x 25)

Accessories Series 280

Appropriate marking system **WMB/WSB/WFB** (see page 3.35)

Screwless end stop 6 mm wide **249-116** 100 (4 x 25) 10 mm wide **249-117** 50 (2 x 25)	**Adjacent jumper,** insulated grey **280-402** 200 (8 x 25) yellow-green **280-422** 200 (8 x 25) I_N see page 3.38	**Staggered jumper ❷,** insulated, width 5 mm / 0.197 in from 1 to 2 **780-452** 100 (4 x 25) from 1 to 3 **780-453** 100 (4 x 25) from 1 to 4 **780-454** 100 (4 x 25) from 1 to 5 **780-455** 50 (2 x 25) : from 1 to 8 **780-458** 50 (2 x 25) I_N see page 3.34
Protective warning marker, with high voltage symbol, for 5 terminal blocks yellow **280-415** 100 (4 x 25)	**Alternate jumper,** insulated grey **280-409** 100 (4 x 25) I_N see page 3.34	

❶ Using crimped ferrules for corrosion protection, the rated cross section is reduced by one size. For types of wires and wire preparation see section 2 "General Technical Information for Electrical Equipment".

❷ Using staggered jumpers, the maximum rated voltage is reduced to 275 V.

* Notes on approvals see page 10.0 and following.

Through/Ground (Earth) Conductor Terminal Blocks 2.5 mm² /AWG 12, Series 280

0.2 – 2.5 mm² ❶ | AWG 24 – 12 ❶ 550 V 20 A Terminal block width 5 mm / 0.197 in 8 – 9 mm / 0.33 in *	0.2 – 2.5 mm² ❶ | AWG 24 – 12 ❶ 550 V 20 A Terminal block width 5 mm / 0.197 in 8 – 9 mm / 0.33 in *	Application notes

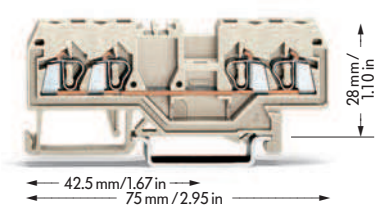



	Item No.	Pack.-unit pcs
4-conductor through terminal block		
light grey	**280-994**	100
4-conductor ground (earth) terminal block		
green-yellow	**280-837/999-950**	100
Spacer	**280-835/056-000**	

	Item No.	Pack.-unit pcs
4-conductor through terminal block		
light grey	**280-999**	100
4-conductor ground (earth) terminal block		
green-yellow	**280-677/999-950**	100



In order to meet the air and creepage distances specified for Ex e applications it is necessary to insert an end or intermediate plate between a through and a ground (earth) conductor terminal block.

Accessories Series 280 item-specific

	Item No.	Pack.-unit pcs
End and intermediate plate, 2.5 mm/0.098 in thick		
light grey	**280-352**	100 (4 x 25)
Separator, oversized, 2 mm / 0.079 in thick		
light grey	**280-353**	100 (4 x 25)
Separator for Ex e/Ex i applications,		
3 mm/0.118 in thick, orange		
120 mm wide	**209-191**	50 (2 x 25)

	Item No.	Pack.-unit pcs
End and intermediate plate, 2.5 mm/0.098 in thick		
light grey	**280-352**	100 (4 x 25)
Separator, oversized, 2 mm / 0.079 in thick		
light grey	**280-353**	100 (4 x 25)
Separator for Ex e/Ex i applications,		
3 mm/0.118 in thick, orange		
120 mm wide	**209-191**	50 (2 x 25)

Accessories Series 280

Appropriate marking system **WMB/WSB/WFB** (see page 3.35)

	Item No.	Pack.-unit pcs
Screwless end stop		
6 mm wide	**249-116**	100 (4 x 25)
10 mm wide	**249-117**	50 (2 x 25)
Protective warning marker, with high voltage symbol, for 5 terminal blocks		
yellow	**280-415**	100 (4 x 25)

	Item No.	Pack.-unit pcs
Adjacent jumper, insulated		
grey	**280-402**	200 (8 x 25)
yellow-green	**280-422**	200 (8 x 25)
I_N see page 3.38		
Alternate jumper, insulated		
grey	**280-409**	100 (4 x 25)
I_N see page 3.34		

	Item No.	Pack.-unit pcs
Staggered jumper ❷, insulated, width 5 mm / 0.197 in		
from 1 to 2	**780-452**	100 (4 x 25)
from 1 to 3	**780-453**	100 (4 x 25)
from 1 to 4	**780-454**	100 (4 x 25)
from 1 to 5	**780-455**	50 (2 x 25)
:	:	
from 1 to 8	**780-458**	50 (2 x 25)
I_N see page 3.34		

* Notes on approvals see page 10.0 and following.