Cable Cutter and TESTBOY, 206 Series
Banana Plugs, 215 Series

Cable cutter	TESTBOY	Banana plugs for 4 mm Ø sockets
		0.08 - 2.5 mm² | AWG 28 – 14 42 V I_N 20 A 9 – 11 mm / 0.39 in







Item No.	Pack. Unit
Cable cutter,	
for copper and aluminum cables up to 35 mm²/AWG 2	
206-118	10(10x1)

Item No.	Pack. Unit
TESTBOY,	
non-contact voltage tester,	
with integrated flashlight,	
voltage range of 12 – 1000 VAC	
206-804	1

	Item No.	Pack. Unit
Banana plugs, for 4 mm Ø sockets,		
color mixed,	**215-111**	50
orange, blue, yellow, white, black		
Banana plugs, for 4 mm Ø sockets,		
orange	**215-211**	50
red	**215-212**	50
black	**215-311**	50
green	**215-411**	50
yellow	**215-511**	50
blue	**215-711**	50
gray	**215-811**	50
green-yellow	**215-911**	50

Application Notes



Cutting a cable.



A device that will reliably detect AC voltage in cables, sockets, fuses, switches, outlets, etc.



Conductor termination:
Press button fully and insert stripped conductor into square entry and release.

The WAGO TESTBOY detects:

- Live conductors
- Line breaks
- Blown fuses (in cartridges or holders)
- Defective switches
- Defective lamps in strings of lights

Crimping Tools
206 Series

"Variocrimp 4" crimping tool 0.25 – 4 mm² / AWG 22 – 12	"Variocrimp 16" crimping tool 6 – 16 mm² / AWG 10 – 6	Crimping tool 25 10 mm², 16 mm² and 25 mm² AWG 8, AWG 6 and AWG 4







Item No.	Pack. Unit	Item No.	Pack. Unit	Item No.	Pack. Unit
"Variocrimp 4" crimping tool,		**"Variocrimp 16" crimping tool,**		**Crimping tool 25,**	
for insulated and uninsulated ferrules,		for insulated and uninsulated ferrules,		for insulated and uninsulated ferrules,	
crimping range of 0.25 – 4 mm²		crimping range of 6 – 16 mm²		crimping range of 10 mm², 16 mm² and 25 mm²	
206-204	1	**206-216**	1	**206-225**	1

Application Notes



Introduce ferruled conductor into crimping station.
Squeeze handles until ratchet mechanism is released.



Only for Variocrimp 16:
Adjust conductor cross section with opened tool.



Insert ferruled conductor into crimping station.

- With "Variocrimp 4," the built-in crimping pressure control automatically adjusts force to the conductor cross section used. With "Variocrimp 16," it is necessary to select the wire gauge on the tool before crimping.
- Only one crimping station is needed to handle the specified conductor size range.
- Uniform, compact crimping on all four sides for high conductor retention.
- No need to center the conductor into the ferrule.
- Conductor and ferrule insertion possible from both sides (for left- and right-handers).
- Built-in ratchet mechanism ensures gas-tight crimp connection.
- Crimping tools open automatically after crimping operation is complete.
- Ergonomical handles.

What is a "gas-tight" connection

In a gas-tight connection, the conductor and the ferrule are compressed together, eliminating all spaces. Under normal atmospheric conditions, neither a liquid nor a gaseous medium can penetrate into the crimped connection. Oxidation between crimped single conductors is prevented, ruling out nearly any increase in the crimped connection resistance. In some exceptional cases, minute, isolated spaces may be present. These can be considered to be closed off on account of the twisted wires, however.
Inadequate crimping can allow the conductor to be pulled out of the connection. Hollow spaces also remain in which oxidation can form. Oxidation leads to an increase in contact resistance.

Crimping Tool, 206 Series
Ferrules, 216 Series

Crimping tool 50 35 mm² and 50 mm² AWG 2 and AWG 1	Insulated ferrules





Item No.	Pack. Unit	Sleeve for mm²	AWG	Color	Strip Length mm	L	L1	D mm	D1	D2	Item No.	Pack. Unit
Crimping tool 50,		0,25	24	yellow	7,5	10,5	6,0	2,5	2,0	0,8	**216-321**	1000
for insulated and uninsulated ferrules,		0,25	24	yellow	9,5	12,5	8,0	2,5	2,0	0,8	**216-301**	1000
crimping range of 35 mm² and 50 mm²		0,35	24	green	7,5	10,5	6,0	2,5	2,0	0,8	**216-322**	1000
206-250	1	0,34	24	green	9,5	12,5	8,0	2,5	2,0	0,8	**216-302**	1000
		0,5	22	white	7,5	11,5	6,0	3,0	2,5	1,1	**216-221**	1000
		0,5	22	white	9,5	13,5	8,0	3,0	2,5	1,1	**216-201**	1000
		0,75	20	gray	8,0	12,0	6,0	3,3	2,8	1,3	**216-222**	1000
		0,75	20	gray	10,0	14,0	8,0	3,3	2,8	1,3	**216-202**	1000
		1,0	18	red	8,0	12,0	6,0	3,6	3,0	1,5	**216-223**	1000
		1,0	18	red	10,0	14,0	8,0	3,6	3,0	1,5	**216-203**	1000
		1,5	16	black	8,0	12,0	6,0	4,0	3,4	1,8	**216-224**	1000
		1,5	16	black	10,0	14,0	8,0	4,0	3,4	1,8	**216-204**	1000
		2,08	14	yellow	10,0	14,5	8,0	4,2	3,6	2,05	**216-205**	1000
		2,5	14	blue	10,0	15,0	8,0	4,8	4,2	2,3	**216-206**	1000
		4,0	12	gray	12,0	16,8	9,5	5,4	4,8	2,9	**216-207**	1000
		6,0	10	yellow	14,0	20,0	12,0	6,8	6,2	3,5	**216-208**	100
		10,0	8	red	16,0	21,0	12,0	8,1	7,5	4,6	**216-209**	100
		16,0	6	blue	23,0	28,0	18,0	9,6	8,8	5,8	**216-210**	100
		Insulated ferrules, extra long, for TOBJOB®S terminal blocks										
		0,5	22	white	12,0	16,0	10,0	3,1	2,6	1,0	**216-241**	1000
		0,75	20	gray	12,0	16,0	10,0	3,3	2,8	1,2	**216-242**	1000
		0,75	20	gray	14,0	18,0	12,0	3,3	2,8	1,2	**216-262**	1000
		1,0	18	red	12,0	16,0	10,0	3,5	3,0	1,4	**216-243**	1000
		1,0	18	red	14,0	18,0	12,0	3,5	3,0	1,4	**216-263**	1000
		1,5	16	black	12,0	16,0	10,0	4,0	3,5	1,7	**216-244**	1000
		1,5	16	black	14,0	18,0	12,0	4,0	3,5	1,7	**216-264**	1000
		1,5	16	black	20,0	24,0	18,0	4,0	3,5	1,7	**216-284**	1000
		2,5	14	blue	12,0	17,0	10,0	4,7	4,2	2,2	**216-246**	1000
		2,5	14	blue	14,0	19,0	12,0	4,7	4,2	2,2	**216-266**	1000
		2,5	14	blue	20,0	25,0	18,0	4,7	4,2	2,2	**216-286**	1000
		4,0	12	gray	14,0	20,0	12,0	5,4	4,8	2,8	**216-267**	500
		4,0	12	gray	20,0	26,0	18,0	5,4	4,8	2,8	**216-287**	500
		6,0	10	yellow	14,0	20,0	12,0	6,9	6,3	3,5	**216-208**	500
		6,0	10	yellow	20,0	26,0	18,0	6,9	6,3	3,5	**216-288**	500
		10,0	8	red	20,0	28,0	18,0	8,4	7,6	4,5	**216-289**	500
		16,0	6	blue	23,0	28,0	18,0	9,6	8,8	5,8	**216-210**	500

Application Notes



Squeeze handles until ratchet mechanism is released.

Elevated resistance is detrimental for signal transmission, as the signal flow is damped (weakened), and for power transmission, as power loss and, hence a temperature increase due to contact (risk of fire) can result.
Crimping tools with built-in ratchets are recommended, such as the **WAGO crimping tools**. These tools only open after the crimping process has been fully completed. Space-saving crimping from all four sides is ideal for spring clamp termination.
Cross section data for ferruled conductors indicated for WAGO products is based on this crimping method.

Insulated ferrules

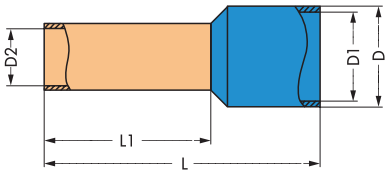

For letters with the corresponding dimensions, see table above.

Uninsulated ferrules
(see Full Line Catalog, Volume 1)

