Side-Entry, Rail-Mounted Terminal Blocks
279 to 284 Series

Conductor termination



Open clamping unit using a screwdriver and insert stripped conductor until it hits backstop.



The plunger is placed into the upper operating slot of the side-entry terminal block and the clamp is hooked into the lateral operating slot. The contact is fully opened by pressing the handles together until they engage.
Insert stripped conductor until it hits backstop.

Marking



Marking using WMB Multi markers.

Testing



Testing with test plug adapter.



Commoning



Commoning with adjacent jumpers. Push jumper down until fully inserted!

Commoning with step-down jumpers



Commoning side-entry rail-mounted terminal blocks with step-down jumpers.

Fuse terminal blocks



Replacing a fuse.

Disconnect terminal blocks



Shifting the disconnect slide link.

CAGE CLAMP® clamps the following copper conductors:



solid



stranded



fine-stranded



tip-bonded



with ferrule



with pin terminal

Strip length, see packaging or instructions.

Through and Ground Conductor Terminal Blocks, Side-Entry
279 to 281 Series

0.08 - 1.5 mm² / 800 V/8 kV/3 / I_N 18 A	AWG 28 - 16 / 300 V, 10 A / 600 V, 15 A	0.08 - 2.5 mm² / 800 V/8 kV/3 / I_N 24 A	AWG 28 - 12* / 600 V, 20 A / 600 V, 20 A	0.08 - 4 mm² / 800 V/8 kV/3 / I_N 32 A	AWG 28 - 12 / 600 V, 20 A / 600 V, 20 A
Terminal block width 4 mm / 0.157 in		Terminal block width 5 mm / 0.197 in		Terminal block width 6 mm / 0.236 in	
8 - 9 mm / 0.33 in		8 - 9 mm / 0.33 in		9 - 10 mm / 0.37 in	
❶ Approvals		❶ Approvals		❶ Approvals	

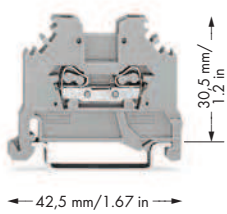

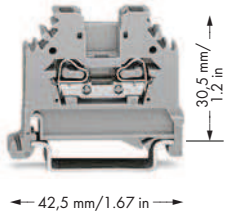

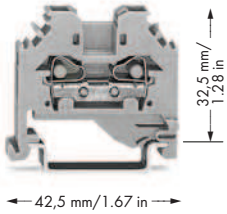

Color	Item No.	Pack. Unit
2-conductor through terminal block		
gray	**279-101**	100
blue	**279-104**	100

Color	Item No.	Pack. Unit
2-conductor through terminal block		
gray	**280-101**	100
blue	**280-104**	100
2-conductor ground terminal block		
green-yellow	**280-107**	100

Color	Item No.	Pack. Unit
2-conductor through terminal block		
gray	**281-101**	100
blue	**281-104**	100
2-conductor ground terminal block		
green-yellow	**281-107**	100

Item-Specific Accessories

End and intermediate plate, 2.5 mm thick



orange	**280-302**	100 (4x25)
gray	**280-301**	100 (4x25)

Separator, oversized, 2 mm thick



orange	**280-322**	100 (4x25)
gray	**280-332**	100 (4x25)

Accessories, 279 Series

Appropriate marking system: **WMB**

Adjacent jumper, insulated, I_N 15 A



gray	**279-402**	200 (8x25)
yellow-green	**279-422**	200 (8x25)

Alternate jumper, insulated, I_N 15 A



gray	**279-409**	100 (4x25)

Test plug adapter, for terminal blocks 1.5–10 mm²



(AWG 16–8), 8 mm wide
209-170 50 (2x25)
for 4 mm Ø test plug

Protective warning marker, with high-voltage symbol,



for 5 terminal blocks
yellow **279-405** 100 (4x25)

Operating tool, for side-entry rail-mounted terminal blocks



210-143 1

Operating tool with partially insulated shaft,



type 2, (3.5 x 0.5) mm blade
210-720 1

Item-Specific Accessories

End and intermediate plate, 2.5 mm thick



orange	**280-302**	100 (4x25)
gray	**280-301**	100 (4x25)

Separator, oversized, 2 mm thick



orange	**280-322**	100 (4x25)
gray	**280-332**	100 (4x25)

Accessories, 280 Series

Appropriate marking system: **WMB**

Adjacent jumper, insulated, I_N 24 A



gray	**280-402**	200 (8x25)
yellow-green	**280-422**	200 (8x25)

Alternate jumper, insulated, I_N 24 A



gray	**280-409**	100 (4x25)

Staggered jumper, insulated, I_N 24 A,



5 mm wide

from 1 to 2	**780-452**	100 (4x25)
from 1 to 3	**780-453**	100 (4x25)
from 1 to 4	**780-454**	100 (4x25)
from 1 to 5	**780-455**	50 (2x25)
:	:	
from 1 to 8	**780-458**	50 (2x25)

Test plug adapter, for terminal blocks 1.5–10 mm²



(AWG 16–8), 8 mm wide
209-170 50 (2x25)
for 4 mm Ø test plug

Protective warning marker, with high-voltage symbol,



for 5 terminal blocks
yellow **280-405** 100 (4x25)

Operating tool, for side-entry rail-mounted terminal blocks



210-143 1

Suitable for Ex i applications

Item-Specific Accessories

End and intermediate plate, 3 mm thick



orange	**281-302**	100 (4x25)
gray	**281-301**	100 (4x25)

Separator, oversized, 2 mm thick



orange	**281-322**	100 (4x25)
gray	**281-332**	100 (4x25)

Accessories, 281 Series

Appropriate marking system: **WMB**

Adjacent jumper, insulated, I_N 32 A



gray	**281-402**	200 (8x25)
yellow-green	**281-422**	200 (8x25)

Alternate jumper, insulated, I_N 32 A



gray	**281-409**	100 (4x25)

Staggered jumper, insulated, I_N 32 A,



6 mm wide

from 1 to 2	**781-452**	100 (4x25)
from 1 to 3	**781-453**	100 (4x25)
from 1 to 4	**781-454**	100 (4x25)
from 1 to 5	**781-455**	50 (2x25)
from 1 to 6	**781-456**	50 (2x25)

Test plug adapter, for terminal blocks 1.5–10 mm²



(AWG 16–8), 8 mm wide
209-170 50 (2x25)
for 4 mm Ø test plug

Protective warning marker, with high-voltage symbol,



for 5 terminal blocks
yellow **281-405** 100 (4x25)

Operating tool, for side-entry rail-mounted terminal blocks



210-141 1

Operating tool with partially insulated shaft,



type 2, (3.5 x 0.5) mm blade
210-720 1

❶ Approvals are available online at: www.wago.com.
* AWG 12: THHN, THWN

For technical explanations and abbreviations, see technical section.

Through and Ground Conductor Terminal Blocks, Side-Entry
282 to 284 Series

0.2 - 6 mm²	AWG 24 - 10
800 V/8 kV/3	600 V, 30 A
I_N 41 A	600 V, 10 A

Terminal block width 8 mm / 0.315 in
12 - 13 mm / 0.49 in
❶ Approvals

0.2 - 10 mm²	AWG 24 - 8
800 V/8 kV/3	600 V, 50 A
I_N 57 A	600 V, 65 A

Terminal block width 10 mm / 0.394 in
12 - 13 mm / 0.49 in
❶ Approvals

0.2 - 16 mm²	AWG 24 - 6
800 V/8 kV/3	600 V, 65 A
I_N 76 A	600 V, 90 A

Terminal block width 12 mm / 0.472 in
16 - 17 mm / 0.65 in
❶ Approvals

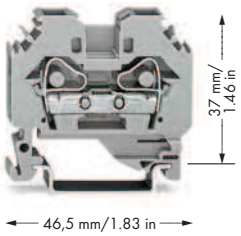

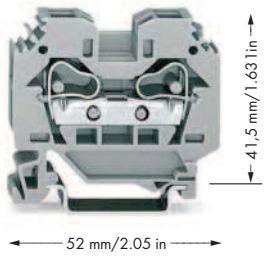



Color	Item No.	Pack. Unit
2-conductor through terminal block		
gray	**282-101**	50
❷ blue	**282-104**	50
2-conductor ground terminal block		
green-yellow	**282-107**	50

Item-Specific Accessories

End and intermediate plate, 4 mm thick



orange	**282-302**	100 (4x25)
gray	**282-301**	100 (4x25)

Separator, oversized, 2 mm thick



orange	**282-322**	100 (4x25)
gray	**282-332**	100 (4x25)

Accessories, 282 Series

Appropriate marking system: **WMB**

Adjacent jumper, insulated, I_N 41 A



gray	**282-402**	100 (4x25)
yellow-green	**282-422**	100 (4x25)

Alternate jumper, insulated, I_N 41 A



gray	**282-409**	100 (4x25)

Test plug adapter, for terminal blocks 1.5–10 mm² (AWG 16–8), 8 mm wide for 4 mm Ø test plug



	209-170	50 (2x25)

Step-down jumper, insulated, I_N 15 A



10/6 mm² to 4/2.5/1.5 mm²/AWG 12/14/16

gray	**284-414**	50 (2x25)

Protective warning marker, with high-voltage symbol, for 5 terminal blocks



yellow	**282-405**	100 (4x25)

Operating tool, for side-entry rail-mounted terminal blocks



	210-141	1

Operating tool with partially insulated shaft, type 3, (5.5 x 0.8) mm blade



	210-721	1

Color	Item No.	Pack. Unit
2-conductor through terminal block		
gray	**284-101**	50
blue	**284-104**	50
2-conductor ground terminal block		
green-yellow	**284-107**	50

Item-Specific Accessories

End and intermediate plate, 2.5 mm thick



orange	**284-302**	100 (4x25)
gray	**284-301**	100 (4x25)

Separator, oversized, 2 mm thick



orange	**284-322**	100 (4x25)
gray	**284-332**	100 (4x25)

Accessories, 284 Series

Appropriate marking system: **WMB**

Adjacent jumper, insulated, I_N 57 A



gray	**284-402**	100 (4x25)
yellow-green	**284-422**	100 (4x25)

Alternate jumper, insulated, I_N 57 A



gray	**284-409**	100 (4x25)

Test plug adapter, for terminal blocks 1.5–10 mm² (AWG 16–8), 8 mm wide for 4 mm Ø test plug



	209-170	50 (2x25)

Step-down jumper, insulated, I_N 30 A,



10/6 mm²/AWG 8/10 to 6/4 mm²/AWG 10/12

gray	**284-413**	50 (2x25)

Protective warning marker, with high-voltage symbol, for 5 terminal blocks



yellow	**284-405**	50 (2x25)

Operating tool, for side-entry rail-mounted terminal blocks



	210-141	1

❷ Suitable for Ex i applications

Color	Item No.	Pack. Unit
2-conductor through terminal block		
gray	**283-101**	50
blue	**283-104**	50
2-conductor ground terminal block		
green-yellow	**283-107**	50

Item-Specific Accessories

End and intermediate plate, 4 mm thick



orange	**283-302**	50 (2x25)
gray	**283-301**	50 (2x25)

Separator, oversized, 2 mm thick



orange	**283-322**	50 (2x25)
gray	**283-332**	50 (2x25)

Accessories, 283 Series

Appropriate marking system: **WMB**

Adjacent jumper, insulated, I_N 70 A



gray	**283-402**	50 (2x25)
yellow-green	**283-422**	50 (2x25)

Alternate jumper, insulated, I_N 76 A



gray	**283-409**	50 (2x25)

Test plug adapter, for terminal blocks 1.5–16 mm² (AWG 16–6), 11.6 mm wide for 4 mm Ø test plug



	283-404	25

Step-down jumper, insulated, I_N 32 A,



16 mm²/AWG 6 to 4 mm²/AWG 12

gray	**283-414**	50 (2x25)

Protective warning marker, with high-voltage symbol, for 5 terminal blocks



yellow	**283-405**	50 (2x25)

Operating tool, for side-entry rail-mounted terminal blocks



	210-141	1

Banana plugs, only for safety extra-low voltage (42 V)



black	**215-311**	50
red	**215-212**	50
blue	**215-711**	50

❶ Approvals are available online at: www.wago.com.

For technical explanations and abbreviations, see technical section.

Fuse Terminal Blocks, Disconnect Terminal Blocks and Ground Conductor Disconnect Terminal Blocks
282 Series

CAGE CLAMP®

0.2 - 6 mm²	AWG 24 - 10
220 V ≃ ❸	600 V, 10 A ❸
I_N 10 A max. ❸	250 V, 10 A ❸

Terminal block width 13 mm / 0.512 in
12 - 13 mm / 0.49 in
❶ Approvals

❸ Electrical ratings are given by the fuse.

0.2 - 6 mm²	AWG 24 - 10
400 V/6 kV/3	300 V, 30 A
I_N 41 A	300 V, 40 A

Terminal block width 8 mm / 0.315 in
12 - 13 mm / 0.49 in
❶ Approvals

0.2 - 6 mm²	AWG 24 - 10

Terminal block width 16 mm / 0.63 in
12 - 13 mm / 0.49 in
❶ Approvals

Front-entry, ground conductor disconnect terminal blocks, see page 67.



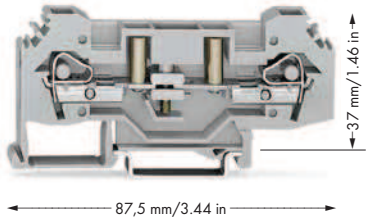

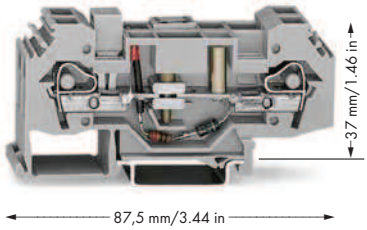

	Item No.	Pack. Unit
Fuse terminal block, gray, for miniature metric fuses, with blown fuse indication by neon lamp, 250 VAC/220 VDC		
◯ 5 x 20 mm	**282-124** ❹	40
◯ ¼" x 1¼"	**282-128/281-417** ❺	40
by neon lamp, 120 V AC/DC		
◯ ¼" x 1¼"	**282-128/281-418** ❺	40
by LED, 24 VDC		
◯ ¼" x 1¼"	**282-128/281-413** ❺	40

Color	Item No.	Pack. Unit
Disconnect/test terminal block, with 4 mm Ø test sockets		
◯ gray	**282-131**	25
Disconnect/test terminal block, without test sockets		
◯ gray	**282-135**	25

Voltage	Item No.	Pack. Unit
Ground conductor disconnect terminal block, gray		
◯ 24 V AC/DC	**282-140**	12
◯ 48 V AC/DC	**282-141**	12
◯ 120 V AC/DC	**282-138**	12
◯ 230 V AC/DC	**282-139**	12





	Item No.	Pack. Unit
Fuse terminal block, gray, for miniature metric fuses, without blown fuse indication, 500 V/6 kV/3 max.		
◯ 5 x 20 mm	**282-122** ❹	40
◯ ¼" x 1"	**282-120** ❺	40
◯ ¼" x 1¼"	**282-128** ❺	40

Color	Item No.	Pack. Unit
Through terminal block		
◯ gray	**282-133**	25

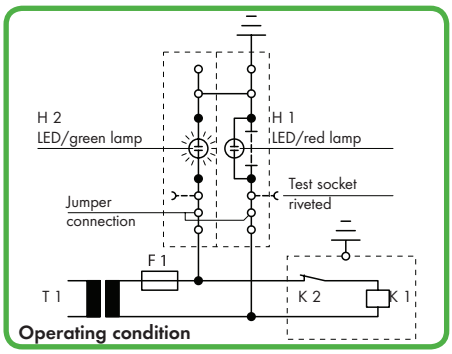

Slide link closed, auxiliary circuit grounded, green LED illuminates.

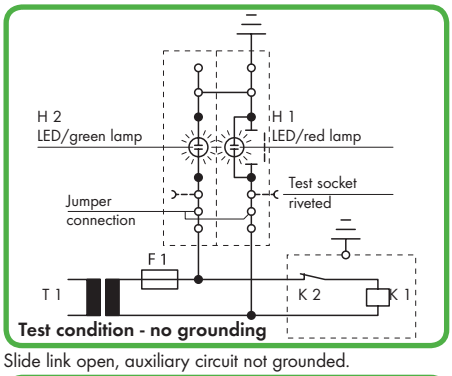

Slide link open, auxiliary circuit not grounded.

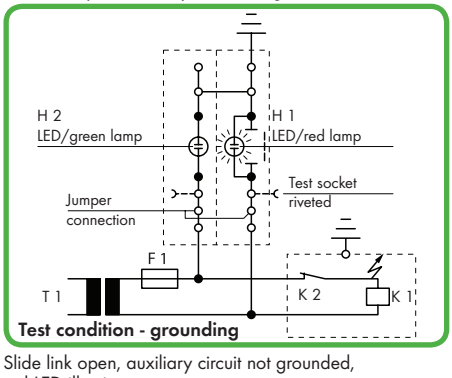

Slide link open, auxiliary circuit not grounded, red LED illuminates.

Item-Specific Accessories

End and intermediate plate, 4 mm thick			**End and intermediate plate,** 4 mm thick		
	orange	**282-312** 50 (2x25)		orange	**282-315** 50 (2x25)
	gray	**282-311** 50 (2x25)		gray	**282-314** 50 (2x25)

Accessories, 282 Series

Appropriate marking system: **WMB**

Miniature metric fuse		200 (20x10)	**Adjacent jumper,** insulated, I_N 41 A		
	5 x 20 mm	**282-451** 6.3 A		gray	**282-402** 100 (4x25)
	¼" x 1"	**282-458** 10 A			
	¼" x 1¼"	**282-457** 10 A			
Test plug adapter, for terminal blocks 1.5–10 mm²			**Alternate jumper,** insulated, I_N 41 A		
	(AWG 16–8), 8 mm wide			gray	**282-409** 100 (4x25)
		209-170 50 (2x25)			
	for 4 mm Ø test plug				
Test plug, 6 mm wide, with CAGE CLAMP®			**Lock-out,** snap-on type,		
	for 0.08–2.5 mm² (AWG 28–14)			prevents reclosing of slide link	
	I_N 24 A	**281-407** 100 (4x25)		orange	**282-137** 100 (4x25)