TOPJOB®S
Through/Ground Conductor and Ex Terminal Blocks 10 mm²
2010 Series

0.5 - 10 (16) mm² ❶ | **AWG 20 - 6**
800 V/8 kV/3 | **600 V, 65 A** UL
I_N 57 A (76 A) | **600 V, 65 A** CSA
Terminal block width 10 mm / 0.394 in
17 - 19 mm / 0.71 in
❷ **Approvals**

0.5 - 10 (16) mm² ❶ | **AWG 20 - 6**
800 V/8 kV/3 | **600 V, 65 A** UL
I_N 57 A (76 A) | **600 V, 65 A** CSA
Terminal block width 10 mm / 0.394 in
17 - 19 mm / 0.71 in
❷ **Approvals**

Step-down jumper

❶ Conductor sizes: 0.5 – 16 mm² "s + f-st";
Push-in conductor sizes: 2.5 – 16 mm² "s" and
2.5 – 10 mm² "insulated ferrule, 18 mm"

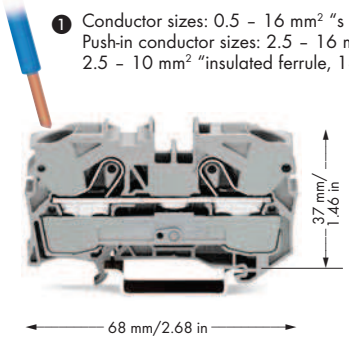

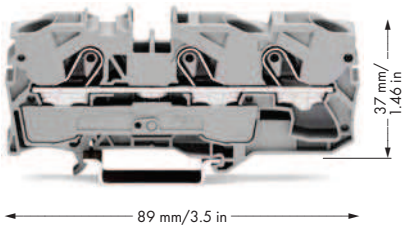

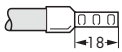



Color	Item No.	Pack. Unit
2-conductor through terminal block		
gray Ex	**2010-1201**	25
blue Ex	**2010-1204**	25
orange Ex	**2010-1202**	25
2-conductor ground terminal block		
green-yellow Ex	**2010-1207**	25

Color	Item No.	Pack. Unit
3-conductor through terminal block		
gray Ex	**2010-1301**	25
blue Ex	**2010-1304**	25
orange Ex	**2010-1302**	25
3-conductor ground terminal block		
green-yellow Ex	**2010-1307**	25

Item No.	Pack. Unit
Step-down jumper, light gray, insulated, I_N 32 A, commons 6/4mm² (AWG 10/12) t. blocks with 4/2.5/1.5mm² (AWG 12/14/16) blocks.	
2006-499	50 (2x25)
Step-down jumper, light gray, insulated, I_N 32 A, commons 16/10 mm² (AWG 16/8) t. blocks with 10/6/4/2.5 mm² (AWG 8/10/12/14) blocks.	
2016-499	50 (2x25)

Item-Specific Accessories

End and intermediate plate, 1 mm thick



orange	**2010-1292**	100 (4x25)
gray	**2010-1291**	100 (4x25)

End and intermediate plate, 1 mm thick



orange	**2010-1392**	100 (4x25)
gray	**2010-1391**	100 (4x25)

2010 Series Accessories

Appropriate marking systems: **WMB/Marking strips/Mini-WSB**

Push-in type jumper bar, insulated, I_N 57 A, light gray



2-way	**2010-402**	50 (2x25)
3-way	**2010-403**	50 (2x25)
4-way	**2010-404**	50 (2x25)
5-way	**2010-405**	50 (2x25)

Push-in type jumper bar, insulated, I_N 57 A, light gray



1 - 3	**2010-433**	50 (2x25)
1 - 4	**2010-434**	50 (2x25)
1 - 5	**2010-435**	50 (2x25)

Step-down jumper, insulated,



I_N 32 A
light gray **2006-499** 50 (2x25)

Finger guard,



touchproof cover protects unused conductor entries
yellow **2010-100** 100 (4x25)

Protective warning marker, with high-voltage symbol,



for 5 terminal blocks
yellow **2010-115** 50 (2x25)

Operating tool with partially insulated shaft,



type 3, (5.5 x 0.8) mm blade
210-721 1

Test plug adapter, for test plug 4 mm Ø



gray	**2009-174**	100 (4x25)
Testing tap, for max. 2.5 mm²/AWG 14		
gray	**2009-182**	100 (4x25)

Banana plugs, only for safety extra-low voltage (42 V)



black	**215-311**	50
red	**215-212**	50
blue	**215-711**	50

Marking strips, plain,



11 mm wide,
50m roll
white **2009-110** 1

WMB Multi marking system,



10 strips with 10 markers per card, stretchable 5 – 5.2 mm
plain **793-5501** 50 (10x5)

Insulated ferrules, extra long,



for TOPJOB®S terminal blocks
see page 195

Suitable for Ex i applications
Suitable for Ex e II applications
550 V, 51 A (2-conductor terminal blocks)
550 V, 50 A (3-conductor terminal blocks)



An end plate must be applied to the open side of the larger teminal block.

Further terminal blocks of the smaller cross section may be commoned using push-in type jumper bars.

Note:
The total current flowing shall not exceed the rating of the step-down jumper.

Reduction of cross section	Push-in type jumper bar	Step-down jumper
16 to 10 mm²	X	
16 to 6 mm²	X	
16 to 4 mm²		X
16 to 2.5 mm²		X
10 to 6 mm²	X	
10 to 4 mm²	X	
10 to 2.5 mm²		X
6 to 4 mm²	X	
6 to 2.5 mm²	X	