Rail-Mounted Terminal Blocks
279 to 285 Series

Conductor termination/removal



Inserting conductor via screwdriver.



Removing conductor via screwdriver.

Adjacent/Staggered/Step-down jumpers



Commoning with adjacent jumpers ❶ or with staggered jumpers ❷.
Commoning terminal blocks of different sizes – with step down jumpers ❸.

Testing



❹ Test plug adapter fitted with CAGE CLAMP®
❺ Banana plug (4 mm Ø) via 209-170 test plug adapter



Warning cover/Insulation stop



❻ Protective warning markers inserted into operating slots.
❼ Inserting insulation stop.

Finger guard



❽ Touchproof cover protects unused conductor entries.
❾ Marking via WMB Multi markers.

Marking



Marking via IP350 Plotter.

870 Series (see Full Line Catalog, Volume 1)



Rail-mounted terminal blocks equipped with CAGE CLAMP®.

CAGE CLAMP®S clamps the following copper conductors:



solid | stranded | fine-stranded | tip bonded | with ferrule | with pin terminal

Strip length, see packaging or instructions.

Through/Ground Conductor/Shield and Ex Terminal Blocks
1.5 mm²
279 Series

CAGE CLAMP®

0.08 - 1.5 mm²	AWG 28 - 16
800 V/8 kV/3	600 V, 10 A
I_N 18 A	600 V, 10 A

Terminal block width 4 mm / 0.157 in
8 - 9 mm / 0.33 in
❶ Approvals

0.08 - 1.5 mm² | AWG 28 - 16
800 V/8 kV/3 | 600 V, 10 A
I_N 18 A | 600 V, 10 A
Terminal block width 4 mm / 0.157 in
8 - 9 mm / 0.33 in
❶ Approvals

0.08 - 1.5 mm² | AWG 28 - 16
800 V/8 kV/3 | 600 V, 10 A
I_N 18 A | 600 V, 10 A
Terminal block width 4 mm / 0.157 in
8 - 9 mm / 0.33 in
❶ Approvals

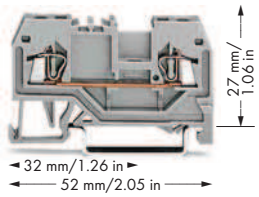

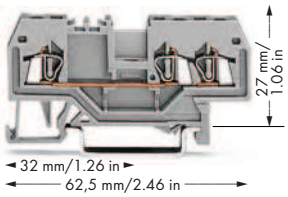

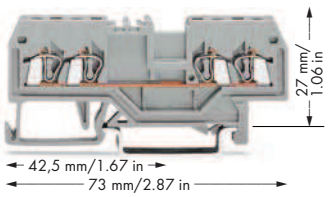

Color	Item No.	Pack. Unit
2-conductor through terminal block		
gray	**279-901**	100
blue	**279-904**	100
orange	**279-902**	100
red	**279-903**	100
black	**279-905**	100
yellow	**279-906**	100
light gray Ex	**279-992**	100
2-conductor ground terminal block		
green-yellow	**279-907**	100
green-yellow Ex	**279-907/999-950**	100
Other terminal blocks with the same profile:		
Diode	**279-915/. . .-. . .**	Volume 1

Color	Item No.	Pack. Unit
3-conductor through terminal block		
gray	**279-681**	100
blue	**279-684**	100
orange	**279-682**	100
red	**279-683**	100
black	**279-685**	100
yellow	**279-686**	100
light gray Ex	**279-993**	100
3-conductor ground terminal block		
green-yellow	**279-687**	100
green-yellow Ex	**279-687/999-950**	100
Other terminal blocks with the same profile:		
Diode	**279-673/. . .-. . .**	Volume 1
LED	**279-674/. . .-. . .**	Volume 1

Color	Item No.	Pack. Unit
4-conductor through terminal block		
gray	**279-831**	100
blue	**279-834**	100
orange	**279-832**	100
red	**279-833**	100
black	**279-835**	100
yellow	**279-836**	100
light gray Ex	**279-994**	100
4-conductor ground terminal block		
green-yellow	**279-837**	100
green-yellow Ex	**279-837/999-950**	100
4-conductor shield terminal block		
white	**279-838**	100
Other terminal blocks with the same profile:		
Double-potential	**279-826**	Volume 1
Diode	**279-815/. . .-. . .**	Volume 1
LED	**279-809/. . .-. . .**	Volume 1

Item-Specific Accessories

(Separator for Ex e /Ex i applications, see page 30)

End and intermediate plate, 2 mm thick



orange	**279-328**	100 (4x25)
gray	**279-325**	100 (4x25)
light gray	**279-330**	100 (4x25)

End and intermediate plate, 2 mm thick



orange	**279-339**	100 (4x25)
gray	**279-308**	100 (4x25)
light gray	**279-341**	100 (4x25)

End and intermediate plate, 2 mm thick



orange	**279-346**	100 (4x25)
gray	**279-344**	100 (4x25)
light gray	**279-348**	100 (4x25)

Separator, oversized, 2 mm thick



orange	**279-329**	100 (4x25)
gray	**279-326**	100 (4x25)
light gray	**279-331**	100 (4x25)

Separator, oversized, 2 mm thick



orange	**279-340**	100 (4x25)
gray	**279-309**	100 (4x25)
light gray	**279-342**	100 (4x25)

Separator, oversized, 2 mm thick



orange	**279-347**	100 (4x25)
gray	**279-345**	100 (4x25)
light gray	**279-349**	100 (4x25)

279 Series Accessories

Appropriate marking system: **WMB**

Adjacent jumper, insulated, I_N 15 A



gray	**279-402**	200 (8x25)
yellow-green	**279-422**	200 (8x25)

Alternate comb-style jumper bar, insulated,
I_N = I_N terminal block



2-way	**279-492**	200 (8x25)

Protective warning marker, with high-voltage symbol, for 5 terminal blocks



yellow	**279-415**	100 (4x25)

Alternate jumper, insulated, I_N 15 A



gray	**279-409**	100 (4x25)

Operating tool, insulated



2-way	**279-432**	1
3-way	**279-433**	1
10-way	**279-440**	1

Screwless end stop,



6 mm wide	**249-116**	100 (4x25)
10 mm wide	**249-117**	50 (2x25)

Push-in type wire jumper, insulated, I_N 9 A



60 mm	**249-125**	10
110 mm	**249-126**	10
250 mm	**249-127**	10

Insulation stop, 5 pcs/strip 200 strips



Test plug adapter, for terminal blocks 1.5–4 mm² (AWG 16–12), 5 mm wide



	280-404	100 (4x25)

for 210-137 test plug

Comb-style jumper bar, insulated, I_N = I_N terminal block



2-way	**279-482**	200 (8x25)
3-way	**279-483**	200 (8x25)
10-way	**279-490**	50 (2x25)

white	**279-470**	0.08-0.2 mm² (AWG 28-24)
dark gray	**279-471**	0.25 mm² (AWG 22)

Test plug adapter, for terminal blocks 1.5–10 mm² (AWG 16–8), 8 mm wide



	209-170	50 (2x25)

for test plug 4 mm Ø

Operating tool with partially insulated shaft,



type 1, (2.5 x 0.4) mm blade **210-719** 1

Suitable for Ex i applications
Ex Suitable for Ex e II applications
0.2 – 1.5 mm² AWG 24 – 16
550 V, 15 A

Banana plugs, only for safety extra-low voltage (42 V)



black	**215-311**	50
red	**215-212**	50
blue	**215-711**	50

❶ Approvals are available online at: www.wago.com.

For technical explanations and abbreviations, see technical section.

WAGO®

Through/Ground Conductor/Shield and Ex Terminal Blocks 2.5 mm²
280 Series

0.08 - 2.5 mm²	AWG 28 - 12*
800 V/8 kV/3	600 V, 20 A
I_N 24 A	600 V, 20 A

Terminal block width 5 mm / 0.197 in
8 - 9 mm / 0.33 in
❶ Approvals

0.08 - 2.5 mm²	AWG 28 - 12*
800 V/8 kV/3	600 V, 20 A
I_N 24 A	600 V, 10 A

Terminal block width 5 mm / 0.197 in
8 - 9 mm / 0.33 in
❶ Approvals

0.08 - 2.5 mm²	AWG 28 - 12*
800 V/8 kV/3	600 V, 20 A
I_N 20 A	600 V, 10 A

Terminal block width 5 mm / 0.197 in
8 - 9 mm / 0.33 in
❶ Approvals

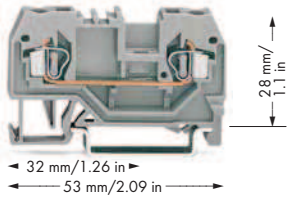

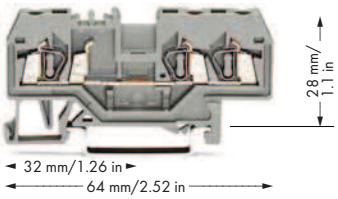

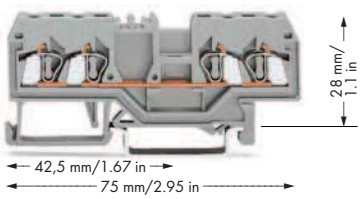

Color	Item No.	Pack. Unit
2-conductor through terminal block		
gray	**280-901**	100
blue	**280-904**	100
orange	**280-902**	100
red	**280-903**	100
black	**280-905**	100
yellow	**280-906**	100
light gray (Ex)	**280-992**	100
2-conductor ground terminal block		
green-yellow	**280-907**	100
green-yellow (Ex)	**280-907/999-950**	100
Other terminal blocks with the same profile:		
Diode	**280-915/. . .-. . .**	Volume 1
Disconnect	**280-912**	Page 67
Carrier	**280-916**	Volume 1

Color	Item No.	Pack. Unit
3-conductor through terminal block		
gray	**280-681**	100
blue	**280-684**	100
orange	**280-650**	100
red	**280-653**	100
black	**280-671**	100
yellow	**280-672**	100
light gray (Ex)	**280-993**	100
3-conductor ground terminal block		
green-yellow	**280-687**	100
green-yellow (Ex)	**280-687/999-950**	100
Other terminal blocks with the same profile:		
Diode	**280-673/. . .-. . .**	Volume 1
Disconnect	**280-683**	Page 67
Carrier	**280-610**	Volume 1

Color	Item No.	Pack. Unit
4-conductor through terminal block		
gray	**280-833**	100
blue	**280-834**	100
orange	**280-835**	100
red	**280-830**	100
black	**280-831**	100
yellow	**280-832**	100
light gray (Ex)	**280-994**	100
4-conductor ground terminal block		
green-yellow	**280-837**	100
green-yellow (Ex)	**280-837/999-950**	100
4-conductor shield terminal block		
white	**280-838**	100
Other terminal blocks with the same profile:		
Double-potential	**280-826**	Volume 1
LED	**280-809/. . .-. . .**	Volume 1
Carrier	**280-816**	Volume 1

Item-Specific Accessories

(Separator for Ex e/Ex i applications, see page 30)

End and intermediate plate, 2.5 mm thick



orange	**280-309**	100 (4x25)
gray	**280-308**	100 (4x25)
light gray	**280-356**	100 (4x25)

End and intermediate plate, 2.5 mm thick



orange	**280-326**	100 (4x25)
gray	**280-324**	100 (4x25)
light gray	**280-358**	100 (4x25)

End and intermediate plate, 2.5 mm thick



orange	**280-315**	100 (4x25)
gray	**280-314**	100 (4x25)
light gray	**280-352**	100 (4x25)

Separator, oversized, 2 mm thick



orange	**280-311**	100 (4x25)
gray	**280-310**	100 (4x25)
light gray	**280-357**	100 (4x25)

Separator, oversized, 2 mm thick



orange	**280-346**	100 (4x25)
gray	**280-344**	100 (4x25)
light gray	**280-359**	100 (4x25)

Separator, oversized, 2 mm thick



orange	**280-335**	100 (4x25)
gray	**280-334**	100 (4x25)
light gray	**280-353**	100 (4x25)

280 Series Accessories

Appropriate marking system: **WMB**

Adjacent jumper, insulated, I_N 24 A



gray	**280-402**	200 (8x25)
yellow-green	**280-422**	200 (8x25)

Alternate jumper, insulated, I_N 24 A



gray	**280-409**	100 (4x25)

Staggered jumper, insulated, I_N 24 A,



spacing 5 mm

from 1 to 2	**780-452**	100 (4x25)
from 1 to 3	**780-453**	100 (4x25)
from 1 to 4	**780-454**	100 (4x25)
from 1 to 5	**780-455**	50 (2x25)
:	:	
from 1 to 8	**780-458**	50 (2x25)

Push-in type wire jumper, insulated, I_N 9 A



60 mm	**249-125**	10
110 mm	**249-126**	10
250 mm	**249-127**	10

Comb-style jumper bar, insulated, $I_N = I_N$ terminal block



2-way	**280-482**	200 (8x25)
3-way	**280-483**	200 (8x25)
10-way	**280-490**	50 (2x25)

Operating tool, insulated



2-way	**280-432**	1
3-way	**280-433**	1
10-way	**280-440**	1

Insulation stop, 5 pcs/strip 200 strips



white	**280-470**	0.08-0.2 mm² (AWG 28-24)
light gray	**280-471**	0.25-0.5 mm² (AWG 12-20)
dark gray	**280-472**	0.75-1 mm² (AWG 20-18)

Suitable for Ex i applications
Suitable for Ex e II applications
0.2 – 2.5 mm² AWG 24 – 12
550 V, 20 A

Protective warning marker, with high-voltage symbol, for 5 terminal blocks



yellow	**280-415**	100 (4x25)

Screwless end stop,



6 mm wide	**249-116**	100 (4x25)
10 mm wide	**249-117**	50 (2x25)

Test plug adapter, for terminal blocks 1.5-4 mm² (AWG 16-12), 5 mm wide



280-404 100 (4x25)
for 210-137 test plug

Test plug adapter, for terminal blocks 1.5-10 mm² (AWG 16-12), 8 mm wide



209-170 50 (2x25)
for test plug 4 mm Ø

Test plug, 6 mm wide, with CAGE CLAMP®



for 0.08-2.5 mm² (AWG 28-14)
I_N 24 A **281-407** 100 (4x25)

❶ Approvals are available online at: www.wago.com.