# . . . Description and Handling

## CAGE CLAMP® connection





Connection of stranded conductors
0.08 mm² to 4 mm² / AWG 28 – 12

## Multi-level and multi-connector terminal blocks



Double and triple deck terminal blocks with internal commoning acting as 4- and 6-conductor terminal blocks



## Testing



Testing with phase testing device, possible with 1-pole voltage tester too

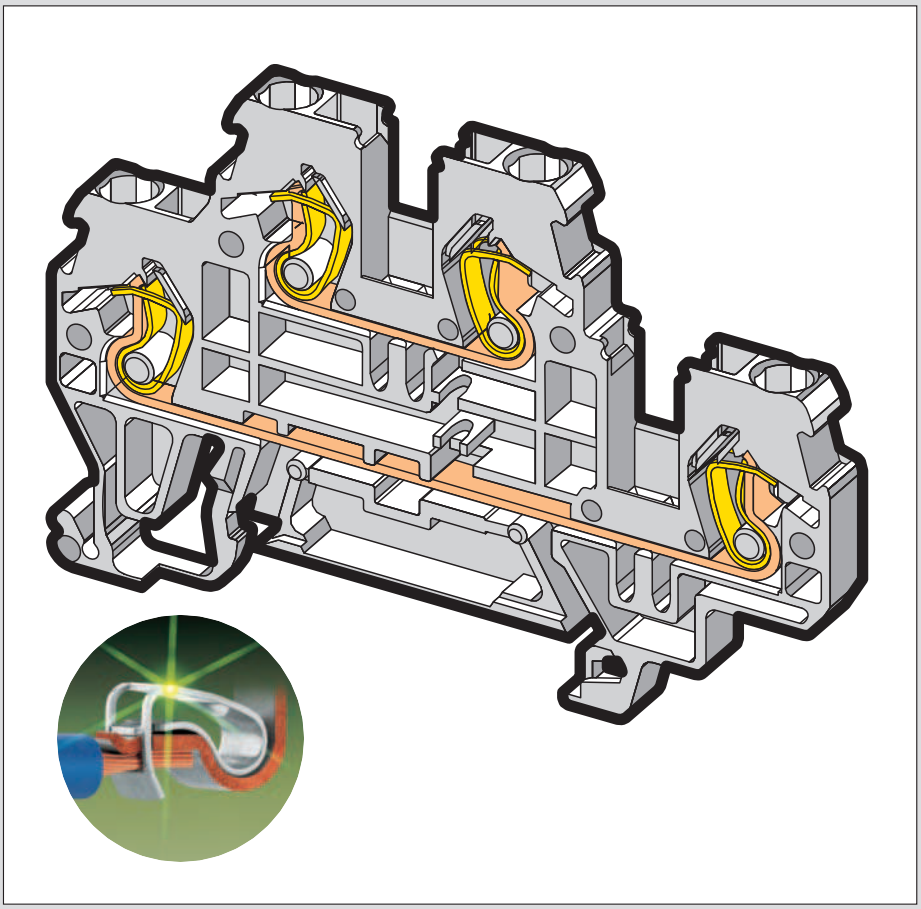

## Marking



Marking with WMB multi-marking system or miniature WSB quick marking system

## Space saving



Space saving of 50 % when using double deck terminal blocks



Space saving of 67 % when using triple deck terminal blocks

## Marker strips



Transparent marker strips
(note: jumpers below may be viewed)



fine-stranded wire – tip bonded



fine-stranded wire with crimped ferrule



fine-stranded wire with crimped pin terminal

# Through/Ground (Earth) Conductor and Double Potential Terminal Blocks 2.5 mm²/4 mm² / AWG 12 Series 870

| | | |
|---|---|---|
| 0.08 – 2.5 mm²/4 mm² ❶ 500 V/6 kV/3 ❷ 24 A \| AWG 28 – 12 300/600 V, 20/5 A** | 0.08 – 2.5 mm²/4 mm² ❶ 500 V/6 kV/3 ❷ 24 A \| AWG 28 – 12 300/600 V, 20/5 A** | 0.08 – 2.5 mm²/4 mm² ❶ 500 V/6 kV/3 ❷ 24 A \| AWG 28 – 12 300/600 V, 20/5 A** |
| Terminal block width 5 mm / 0.197 in<br>6 – 7 mm / 0.26 in | Terminal block width 5 mm / 0.197 in<br>6 – 7 mm / 0.26 in | Terminal block width 5 mm / 0.197 in<br>6 – 7 mm / 0.26 in |
| * GL LR | * GL LR | * GL LR |




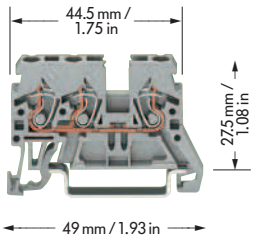


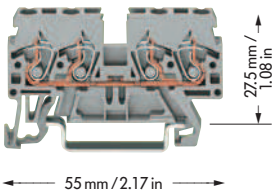


| Item No. | Pack. unit pcs |
|---|---|
| **2-conductor through terminal blocks,** for DIN 35 rail | |
| grey **870-901** | 100 |
| blue **870-904** ❸ | 100 |
| orange **870-902** | 100 |
| light grey Ex **870-909** | 100 |
| **2-conductor ground (earth) term. bl.,** for DIN 35 rail | |
| green-yellow **870-907** | 100 |
| green-yellow Ex **870-907/999-950** | 100 |
| **Attention! These ground (earth) conductor terminal blocks cannot be commoned!** | |

| Item No. | Pack. unit pcs |
|---|---|
| **3-conductor through terminal blocks,** for DIN 35 rail | |
| grey **870-681** | 100 |
| blue **870-684** ❸ | 100 |
| orange **870-682** | 100 |
| **3-conductor ground (earth) term. bl.,** for DIN 35 rail | |
| green-yellow **870-687** | 100 |
| **Attention! These ground (earth) conductor terminal block cannot be commoned!** | |

| Item No. | Pack. unit pcs |
|---|---|
| **4-conductor through terminal blocks,** for DIN 35 rail | |
| grey **870-831** | 100 |
| blue **870-834** ❸ | 100 |
| orange **870-832** | 100 |
| **4-conductor ground (earth) term. bl.,** for DIN 35 rail | |
| green-yellow **870-837** | 100 |
| **Attention! These ground (earth) conductor terminal block cannot be commoned!** | |

## Accessories serie 870

Appropriate marking system **WMB/Mini-WSB** (see section 14)

| | | Item No. | Pack. unit pcs |
|---|---|---|---|
| **End and intermediate plate,** 2 mm / 0.079 in thick | | | |
| | orange | **870-924** | 100 (4 x 25) |
| | grey | **870-923** | 100 (4 x 25) |
| **Separator,** oversized, 2 mm / 0.079 in thick | | | |
| | orange | **870-929** | 100 (4 x 25) |
| | grey | **870-928** | 100 (4 x 25) |
| **Insulation stop ❹,** 5 pcs / strip | | | |
| | white | **280-470** | 200 strips |
| | light grey | **280-471** | 200 strips |
| | dark grey | **280-472** | 200 strips |
| **Push-in type jumper bars,** light grey, insulated, | | | |
| | $I_N$ 18 A | | |
| | 2-way | **870-402** | 200 (8 x 25) |
| | 3-way | **870-403** | 200 (8 x 25) |
| | 4-way | **870-404** | 200 (8 x 25) |
| | 5-way | **870-405** | 100 (4 x 25) |
| | : | : | |
| | 10-way | **870-410** | 100 (4 x 25) |
| **Push-in type jumper bars,** light grey, insulated, | | | |
| | $I_N$ 18 A | | |
| | from 1 to 3 | **870-433** | 200 (8 x 25) |
| | from 1 to 4 | **870-434** | 200 (8 x 25) |
| | from 1 to 5 | **870-435** | 100 (4 x 25) |
| | : | : | |
| | from 1 to 10 | **870-440** | 100 (4 x 25) |
| **Marker strips,** transparent, for central marking | | | |
| | 1 m / 3'33" long; 7.5 mm / 0.295 in wide | | |
| | plain | **709-196** | 1 |

| | | Item No. | Pack. unit pcs |
|---|---|---|---|
| **End and intermediate plate,** 1 mm / 0.039 in thick | | | |
| | orange | **870-934** | 100 (4 x 25) |
| | grey | **870-933** | 100 (4 x 25) |
| **Separator,** oversized, 1 mm / 0.039 in thick | | | |
| | orange | **870-947** | 100 (4 x 25) |
| | grey | **870-946** | 100 (4 x 25) |
| **Insulation stop ❹,** 5 pcs / strip | | | |
| | white | **280-470** | 200 strips |
| | light grey | **280-471** | 200 strips |
| | dark grey | **280-472** | 200 strips |
| **Push-in type jumper bars,** light grey, insulated, | | | |
| | $I_N$ 18 A | | |
| | 2-way | **870-402** | 200 (8 x 25) |
| | 3-way | **870-403** | 200 (8 x 25) |
| | 4-way | **870-404** | 200 (8 x 25) |
| | 5-way | **870-405** | 100 (4 x 25) |
| | : | : | |
| | 10-way | **870-410** | 100 (4 x 25) |
| **Push-in type jumper bars,** light grey, insulated, | | | |
| | $I_N$ 18 A | | |
| | from 1 to 3 | **870-433** | 200 (8 x 25) |
| | from 1 to 4 | **870-434** | 200 (8 x 25) |
| | from 1 to 5 | **870-435** | 100 (4 x 25) |
| | : | : | |
| | from 1 to 10 | **870-440** | 100 (4 x 25) |
| **Marker strips,** transparent, for central marking | | | |
| | 1 m / 3'33" long; 7.5 mm / 0.295 in wide | | |
| | plain | **709-196** | 1 |

| | | Item No. | Pack. unit pcs |
|---|---|---|---|
| **End and intermediate plate,** 1 mm / 0.039 in thick | | | |
| | orange | **870-944** | 100 (4 x 25) |
| | grey | **870-943** | 100 (4 x 25) |
| **Separator,** oversized, 1 mm / 0.039 in thick | | | |
| | orange | **870-949** | 100 (4 x 25) |
| | grey | **870-948** | 100 (4 x 25) |
| **Insulation stop ❹,** 5 pcs / strip | | | |
| | white | **280-470** | 200 strips |
| | light grey | **280-471** | 200 strips |
| | dark grey | **280-472** | 200 strips |
| **Push-in type jumper bars,** light grey, insulated, | | | |
| | $I_N$ 18 A | | |
| | 2-way | **870-402** | 200 (8 x 25) |
| | 3-way | **870-403** | 200 (8 x 25) |
| | 4-way | **870-404** | 200 (8 x 25) |
| | 5-way | **870-405** | 100 (4 x 25) |
| | : | : | |
| | 10-way | **870-410** | 100 (4 x 25) |
| **Push-in type jumper bars,** light grey, insulated, | | | |
| | $I_N$ 18 A | | |
| | from 1 to 3 | **870-433** | 200 (8 x 25) |
| | from 1 to 4 | **870-434** | 200 (8 x 25) |
| | from 1 to 5 | **870-435** | 100 (4 x 25) |
| | : | : | |
| | from 1 to 10 | **870-440** | 100 (4 x 25) |
| **Marker strips,** transparent, for central marking | | | |
| | 1 m / 3'33" long; 7.5 mm / 0.295 in wide | | |
| | plain | **709-196** | 1 |

❶ Max. diameter of insulation 4.4 mm / 0.173 in

❷ 500 V = rated voltage
6 kV = rated surge voltage
3 = pollution degree
(see also section 15)

Ex Ex e II application in preperation

❸ Suitable for Ex i applications

❹ See application notes on page 2.43

* For further approvals with corresponding ratings see section 15.

** 10 A for push-in type jumper bars with different potentials, placed in parallel