MICRO PUSH WIRE® Connectors for Junction Boxes, 243 Series
– Description and Handling –

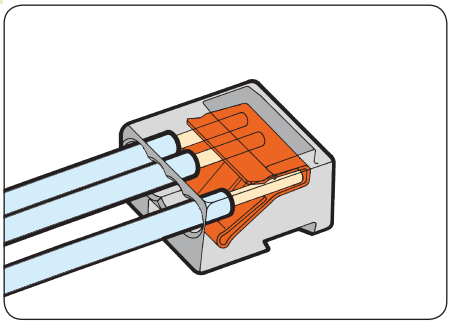

Strip length



Strip solid conductor to 5 – 6 mm / 0.22 in.

Connector strips



Assembling modular connectors to connector strips

PUSH WIRE® connection



Termination: Insert stripped conductor until it hits backstop.



PUSH WIRE® connection



Removal: Hold conductor to be removed and twist alternately left and right while pulling the connector.

Testing



Testing

Applications



Switch (specialty connectors with solder pin termination)



Typical application in a terminal box for burglar alarm – screw mount.

PUSH WIRE® clamps
the following copper conductors:



solid

Connectors for EIB applications, see Full Line Catalog, Volume 2.

Strip length, see packaging or instructions.

MICRO PUSH WIRE® Connectors for Junction Boxes, Mounting Carriers
243 Series

0.6 - 0.8 mm Ø "sol."* | AWG 22 - 20 "sol."*	0.6 - 0.8 mm Ø "sol."* | AWG 22 - 20 "sol."*	Mounting carriers for MICRO PUSH WIRE® connectors
100 V/1.5 kV/2 | 150 V, 7 A UL | 150 V, 7 A CSA	100 V/1.5 kV/2 | 150 V, 7 A UL | 150 V, 7 A CSA	
I_N 6 A	I_N 6 A	
5 - 6 mm / 0.22 in	5 - 6 mm / 0.22 in	
❶ Approvals	❶ Approvals	







Color	Item No.	Pack. Unit
MICRO PUSH WIRE® connector for junction boxes,		
4-conductor connector		
dark gray	**243-204**	1000 (10x100)
red	**243-804**	1000 (10x100)
light gray	**243-304**	1000 (10x100)
yellow	**243-504**	1000 (10x100)

Color	Item No.	Pack. Unit
MICRO PUSH WIRE® connector for junction boxes,		
8-conductor connector		
dark gray	**243-208**	500 (10x50)
red	**243-808**	500 (10x50)
light gray	**243-308**	500 (10x50)
yellow	**243-508**	500 (10x50)

Description	Item No.	Pack. Unit
Mounting carrier,		
for 4 connectors	**243-112**	50 (5x10)
for 6 connectors	**243-113**	50 (5x10)
Marking strips,		
plain	**243-110**	1



Inserting a connector into the mounting carrier.

0.4 - 0.5 mm Ø "sol."* | AWG 26 - 24 "sol."*
100 V/1.5 kV/2
I_N 6 A
5 - 6 mm / 0.22 in
❶ Approvals



Removing a mounting carrier from the DIN rail.



Color	Item No.	Pack. Unit
MICRO PUSH WIRE® connector for junction boxes,		
4-conductor connector		
transparent	**243-144**	1000 (10x100)



Example of residential door bell application – mounted on DIN 35 rail.

Dimensions

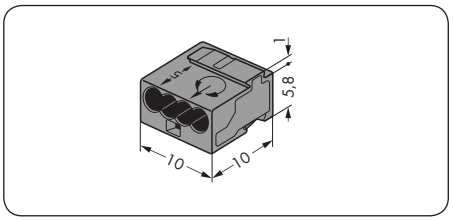

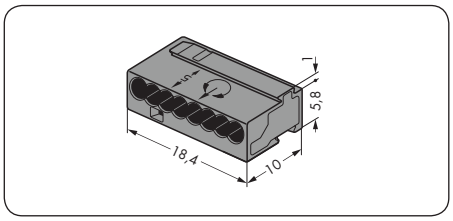

❶ Approvals are available online at: www.wago.com.
For technical explanations and abbreviations, see technical section.
*When using conductors of exclusively the same diameter, 0.5 mm/AWG 24 or 1.0 mm/AWG 18 diameters are also possible.