. . . Description and Handling

CAGE CLAMP® connection





Connection of stranded conductors
0.08 mm² to 4 mm² / AWG 28 – 12

Multi-level and multi-connector terminal blocks



Double and triple deck terminal blocks with internal commoning acting as 4- and 6-conductor terminal blocks

Testing



Testing with phase testing device, possible with 1-pole voltage tester too

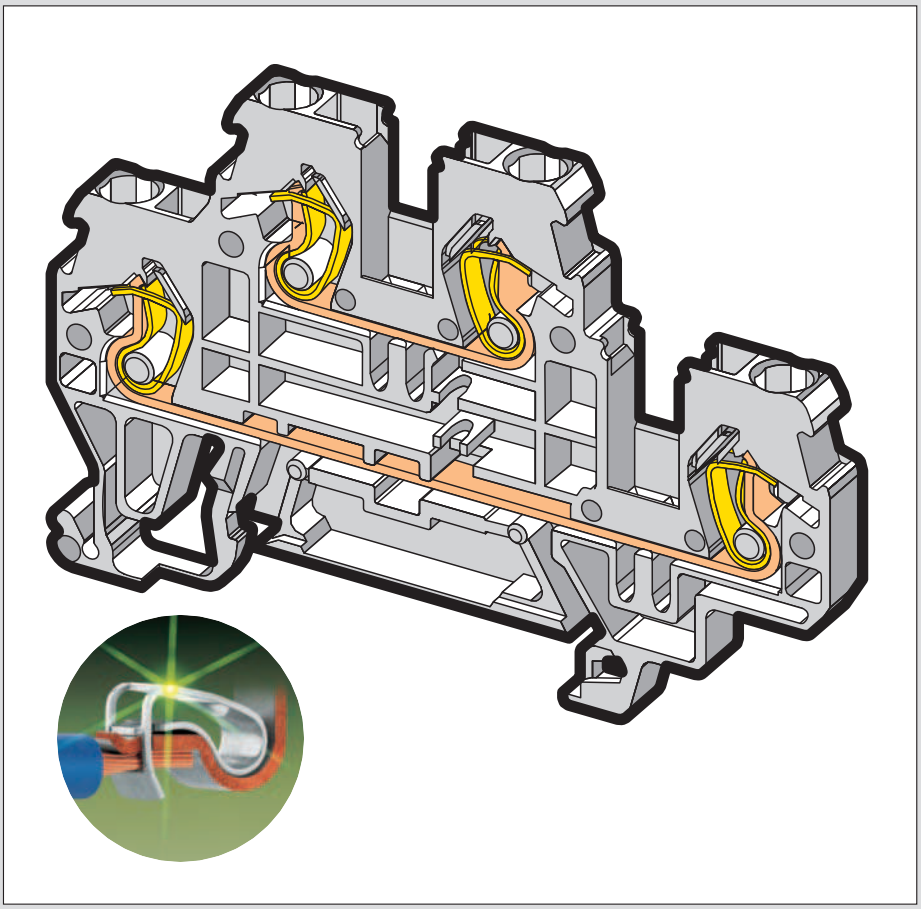

Marking



Marking with WMB multi-marking system or miniature WSB quick marking system

Space saving



Space saving of 50 % when using double deck terminal blocks



Space saving of 67 % when using triple deck terminal blocks

Marker strips



Transparent marker strips
(note: jumpers below may be viewed)



fine-stranded wire – tip bonded



fine-stranded wire with crimped ferrule



fine-stranded wire with crimped pin terminal

Through/Ground (Earth) Conductor and Double Potential Terminal Blocks 2.5 mm²/4 mm² / AWG 12 Series 870

0.08 – 2.5 mm²/4 mm² ❶ 500 V/6 kV/3 ❷ 24 A | AWG 28 – 12 300/600 V, 20/5 A**	0.08 – 2.5 mm²/4 mm² ❶ 500 V/6 kV/3 ❷ 24 A | AWG 28 – 12 300/600 V, 20/5 A**	0.08 – 2.5 mm²/4 mm² ❶ 500 V/6 kV/3 ❷ 24 A | AWG 28 – 12 300/600 V, 20/5 A**
Terminal block width 5 mm / 0.197 in 6 – 7 mm / 0.26 in	Terminal block width 5 mm / 0.197 in 6 – 7 mm / 0.26 in	Terminal block width 5 mm / 0.197 in 6 – 7 mm / 0.26 in
* GL LR	* GL LR	* GL LR



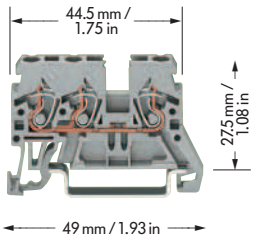

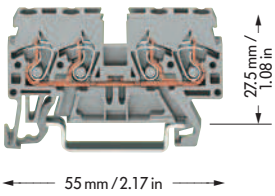

Item No.	Pack. unit pcs
2-conductor through terminal blocks, for DIN 35 rail	
grey **870-901**	100
blue **870-904** ❸	100
orange **870-902**	100
light grey Ex **870-909**	100
2-conductor ground (earth) term. bl., for DIN 35 rail	
green-yellow **870-907**	100
green-yellow Ex **870-907/999-950**	100
Attention! These ground (earth) conductor terminal blocks cannot be commoned!	

Item No.	Pack. unit pcs
3-conductor through terminal blocks, for DIN 35 rail	
grey **870-681**	100
blue **870-684** ❸	100
orange **870-682**	100
3-conductor ground (earth) term. bl., for DIN 35 rail	
green-yellow **870-687**	100
Attention! These ground (earth) conductor terminal block cannot be commoned!	

Item No.	Pack. unit pcs
4-conductor through terminal blocks, for DIN 35 rail	
grey **870-831**	100
blue **870-834** ❸	100
orange **870-832**	100
4-conductor ground (earth) term. bl., for DIN 35 rail	
green-yellow **870-837**	100
Attention! These ground (earth) conductor terminal block cannot be commoned!	

Accessories serie 870

Appropriate marking system **WMB/Mini-WSB** (see section 14)

		Item No.	Pack. unit pcs
End and intermediate plate, 2 mm / 0.079 in thick			
	orange	**870-924**	100 (4 x 25)
	grey	**870-923**	100 (4 x 25)
Separator, oversized, 2 mm / 0.079 in thick			
	orange	**870-929**	100 (4 x 25)
	grey	**870-928**	100 (4 x 25)
Insulation stop ❹, 5 pcs / strip			
	white	**280-470**	200 strips
	light grey	**280-471**	200 strips
	dark grey	**280-472**	200 strips
Push-in type jumper bars, light grey, insulated,			
	I_N 18 A		
	2-way	**870-402**	200 (8 x 25)
	3-way	**870-403**	200 (8 x 25)
	4-way	**870-404**	200 (8 x 25)
	5-way	**870-405**	100 (4 x 25)
	:	:	
	10-way	**870-410**	100 (4 x 25)
Push-in type jumper bars, light grey, insulated,			
	I_N 18 A		
	from 1 to 3	**870-433**	200 (8 x 25)
	from 1 to 4	**870-434**	200 (8 x 25)
	from 1 to 5	**870-435**	100 (4 x 25)
	:	:	
	from 1 to 10	**870-440**	100 (4 x 25)
Marker strips, transparent, for central marking			
	1 m / 3'33" long; 7.5 mm / 0.295 in wide		
	plain	**709-196**	1

		Item No.	Pack. unit pcs
End and intermediate plate, 1 mm / 0.039 in thick			
	orange	**870-934**	100 (4 x 25)
	grey	**870-933**	100 (4 x 25)
Separator, oversized, 1 mm / 0.039 in thick			
	orange	**870-947**	100 (4 x 25)
	grey	**870-946**	100 (4 x 25)
Insulation stop ❹, 5 pcs / strip			
	white	**280-470**	200 strips
	light grey	**280-471**	200 strips
	dark grey	**280-472**	200 strips
Push-in type jumper bars, light grey, insulated,			
	I_N 18 A		
	2-way	**870-402**	200 (8 x 25)
	3-way	**870-403**	200 (8 x 25)
	4-way	**870-404**	200 (8 x 25)
	5-way	**870-405**	100 (4 x 25)
	:	:	
	10-way	**870-410**	100 (4 x 25)
Push-in type jumper bars, light grey, insulated,			
	I_N 18 A		
	from 1 to 3	**870-433**	200 (8 x 25)
	from 1 to 4	**870-434**	200 (8 x 25)
	from 1 to 5	**870-435**	100 (4 x 25)
	:	:	
	from 1 to 10	**870-440**	100 (4 x 25)
Marker strips, transparent, for central marking			
	1 m / 3'33" long; 7.5 mm / 0.295 in wide		
	plain	**709-196**	1

		Item No.	Pack. unit pcs
End and intermediate plate, 1 mm / 0.039 in thick			
	orange	**870-944**	100 (4 x 25)
	grey	**870-943**	100 (4 x 25)
Separator, oversized, 1 mm / 0.039 in thick			
	orange	**870-949**	100 (4 x 25)
	grey	**870-948**	100 (4 x 25)
Insulation stop ❹, 5 pcs / strip			
	white	**280-470**	200 strips
	light grey	**280-471**	200 strips
	dark grey	**280-472**	200 strips
Push-in type jumper bars, light grey, insulated,			
	I_N 18 A		
	2-way	**870-402**	200 (8 x 25)
	3-way	**870-403**	200 (8 x 25)
	4-way	**870-404**	200 (8 x 25)
	5-way	**870-405**	100 (4 x 25)
	:	:	
	10-way	**870-410**	100 (4 x 25)
Push-in type jumper bars, light grey, insulated,			
	I_N 18 A		
	from 1 to 3	**870-433**	200 (8 x 25)
	from 1 to 4	**870-434**	200 (8 x 25)
	from 1 to 5	**870-435**	100 (4 x 25)
	:	:	
	from 1 to 10	**870-440**	100 (4 x 25)
Marker strips, transparent, for central marking			
	1 m / 3'33" long; 7.5 mm / 0.295 in wide		
	plain	**709-196**	1

❶ Max. diameter of insulation 4.4 mm / 0.173 in

❷ 500 V = rated voltage
6 kV = rated surge voltage
3 = pollution degree
(see also section 15)

Ex Ex e II application in preperation

❸ Suitable for Ex i applications

❹ See application notes on page 2.43

* For further approvals with corresponding ratings see section 15.

** 10 A for push-in type jumper bars with different potentials, placed in parallel

0.08 – 2.5 mm²/4 mm² ❶ **500 V/6 kV/3 ❷** **24 A**	**AWG 28 – 12** **300 V, 20 A**** **300 V, 25 A****		**0.08 – 2.5 mm²/4 mm² ❶** **500 V/6 kV/3 ❷** **24 A**	**AWG 28 – 12** **300/600 V,** **20/5 A****
Terminal block width 5 mm / 0.197 in **6 – 7 mm / 0.26 in**			**Terminal block width 5 mm / 0.197 in** **6 – 7 mm / 0.26 in** * cULus	

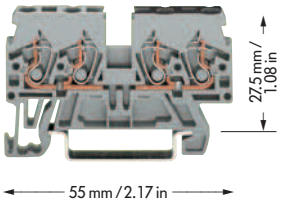

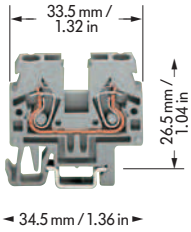

	Item No.	Pack. unit pcs			Item No.	Pack. unit pcs
Double potential terminal block, for DIN 35 rail				**2-conductor through terminal blocks,** for DIN 15 rail		
grey	**870-826**	100		grey	**870-911**	100
				blue	**870-914**	100
				orange	**870-912**	100
				2-conductor ground (earth) term. bl., for DIN 15 rail		
				green-yellow	**870-917**	100
Attention!						
These double potential terminal block cannot be commoned!				**Attention! These ground (earth) conductor terminal block cannot be commoned!**		

Accessories serie 870

Appropriate marking system **WMB/Mini-WSB** (see section 14)

	Item No.	Pack. unit pcs			Item No.	Pack. unit pcs
End and intermediate plate, 1 mm/0.039 in thick				**End and intermediate plate,** 2 mm/0.079 in thick		
orange	**870-944**	100 (4 x 25)		orange	**870-924**	100 (4 x 25)
grey	**870-943**	100 (4 x 25)		grey	**870-923**	100 (4 x 25)
Separator, oversized, 1 mm/0.039 in thick				**Separator,** oversized, 2 mm/0.079 in thick		
orange	**870-949**	100 (4 x 25)		orange	**870-929**	100 (4 x 25)
grey	**870-948**	100 (4 x 25)		grey	**870-928**	100 (4 x 25)

Application notes



Terminal block marking directly on the terminal block either with miniature WSB or WMB markers

WAGO front-entry double potential terminal blocks are space savers. Two independent through terminal blocks are placed in one insulated housing on one level. The width of the housing is only 5 mm / 0.197 in. Compared to standard through terminal blocks, the width is only 2.5 mm / 0.098 in for a total height of only 27.5 mm / 1.08 in from the upper edge of the carrier rail. Input and output contacts of one circuit are placed on the same side of the terminal block. Both circuits can be individually marked according to input and output.



Protective warning marker
for 5 terminal blocks
yellow **280-405** 100 (4 x 25)



Assembly
Snap individual terminal blocks onto carrier rail DIN 15 and engage.

Removal
Open assembly by laterally sliding terminal blocks with a screwdriver and remove them from the rail.

Double Deck and Triple Deck Terminal Blocks 2.5 mm²/4 mm²/ AWG 12, Series 870

0.08 – 2.5 mm²/4 mm² ❶ 500 V/6 kV/3 ❷ 24 A | AWG 28 – 12 300/600 V, 20/5 A**	0.08 – 2.5 mm²/4 mm² ❶ 500 V/6 kV/3 ❷ 24 A | AWG 28 – 12 300/600 V, 20/5 A**	0.08 – 2.5 mm²/4 mm² ❶ 500 V/6 kV/3 ❷ 24 A | AWG 28 – 12 300/600 V, 20/5 A**
Terminal block width 5 mm / 0.197 in 6 – 7 mm / 0.26 in	Terminal block width 5 mm / 0.197 in 6 – 7 mm / 0.26 in	Terminal block width 5 mm / 0.197 in 6 – 7 mm / 0.26 in
* GL BV LR NV	* GL BV LR NV	* GL LR

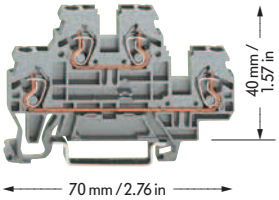

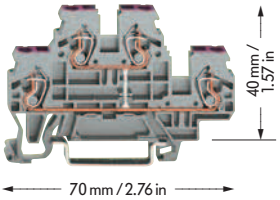



	Item No.	Pack. unit pcs
Double deck terminal block, for DIN 35 rail		
Through/through terminal blocks,		
housing color grey		
L/L	**870-501**	50
N/L	**870-502**	50
L/N	**870-503**	50
housing color blue		
N/N	**870-504** ❸	50
housing color light grey		
L/L Ex	**870-961**	50
Other terminal blocks with the same shape		
diode/LED	**870-5xx/...-...**	page 7.64

	Item No.	Pack. unit pcs
Double deck terminal block, for DIN 35 rail		
4-conductor through terminal block,		
internal commoning, housing color grey,		
conductor entry position colored in violet		
L	**870-508**	50
4-conductor through terminal block,		
internal commoning, housing color blue,		
conductor entry position colored in violet		
N	**870-509** ❸	50

	Item No.	Pack. unit pcs
3-cond. double deck terminal block, for DIN 35 rail		
Through/through terminal blocks,		
housing color grey		
L/L	**870-531**	50
N/L	**870-532**	50
L/N	**870-533**	50
housing color blue		
N/N	**870-534** ❸	50

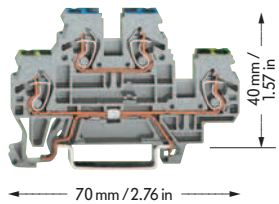



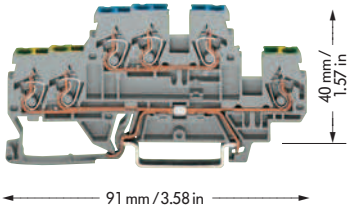

	Item No.	Pack. unit pcs
Double deck terminal block, for DIN 35 rail		
Ground (earth) conductor/through terminal blocks,		
housing color grey		
PE/N	**870-517**	50
PE/L	**870-527**	50
End and intermediate plate, 2 mm / 0.079 in thick		
orange	**870-519**	100 (4 x 25)
grey	**870-518**	100 (4 x 25)

	Item No.	Pack. unit pcs
Double deck terminal block, for DIN 35 rail		
4-conductor ground (earth) terminal block,		
internal commoning, housing color green-yellow		
PE	**870-507**	50
End and intermediate plate, 2 mm / 0.079 in thick		
orange	**870-519**	100 (4 x 25)
grey	**870-518**	100 (4 x 25)

	Item No.	Pack. unit pcs
3-cond. double deck terminal block, for DIN 35 rail		
Ground (earth) conductor/through terminal blocks,		
housing color grey		
PE/N	**870-535**	50
PE/L	**870-536**	50
End and intermediate plate, 2 mm / 0.079 in thick		
orange	**870-574**	100 (4 x 25)
grey	**870-573**	100 (4 x 25)

Accessories serie 870

Appropriate marking system **WMB/Mini-WSB** (see section 14)

Insulation stop ❹, 5 pcs/strip		
white	**280-470**	200 strips
light grey	**280-471**	200 strips
dark grey	**280-472**	200 strips
Push-in type jumper bars, light grey, insulated, I_N 18 A		
2-way	**870-402**	200 (8 x 25)
3-way	**870-403**	200 (8 x 25)
4-way	**870-404**	200 (8 x 25)
5-way	**870-405**	100 (4 x 25)
:	:	
10-way	**870-410**	100 (4 x 25)

Marker strips, transparent, for central marking		
1 m / 3'33" long;		
7.5 mm / 0.295 in wide		
plain	**709-196**	1
Push-in type jumper bars, light grey, insulated,		
I_N 18 A		
from 1 to 3	**870-433**	200 (8 x 25)
from 1 to 4	**870-434**	200 (8 x 25)
from 1 to 5	**870-435**	100 (4 x 25)
:	:	
from 1 to 10	**870-440**	100 (4 x 25)

❶ Max. diameter of insulation 4.4 mm / 0.173 in
❷ 500 V = rated voltage
6 kV = rated surge voltage
3 = pollution degree
(see also section 15)
Ex Ex e II application in preperation
❸ Suitable for Ex i applications
❹ See application notes on page 2.43

* For further approvals with corresponding ratings see section 15.

** 10 A for push-in type jumper bars with different potentials, placed in parallel