Side-Entry, Rail-Mounted Terminal Blocks
279 to 284 Series

Conductor termination



Open clamping unit using a screwdriver and insert stripped conductor until it hits backstop.



The plunger is placed into the upper operating slot of the side-entry terminal block and the clamp is hooked into the lateral operating slot. The contact is fully opened by pressing the handles together until they engage.
Insert stripped conductor until it hits backstop.

Marking



Marking using WMB Multi markers.

Testing



Testing with test plug adapter.



Commoning



Commoning with adjacent jumpers. Push jumper down until fully inserted!

Commoning with step-down jumpers



Commoning side-entry rail-mounted terminal blocks with step-down jumpers.

Fuse terminal blocks



Replacing a fuse.

Disconnect terminal blocks



Shifting the disconnect slide link.

CAGE CLAMP® clamps the following copper conductors:



solid



stranded



fine-stranded



tip-bonded



with ferrule



with pin terminal

Strip length, see packaging or instructions.

Through and Ground Conductor Terminal Blocks, Side-Entry
279 to 281 Series

0.08 - 1.5 mm² / 800 V/8 kV/3 / I_N 18 A	AWG 28 - 16 / 300 V, 10 A / 600 V, 15 A	0.08 - 2.5 mm² / 800 V/8 kV/3 / I_N 24 A	AWG 28 - 12* / 600 V, 20 A / 600 V, 20 A	0.08 - 4 mm² / 800 V/8 kV/3 / I_N 32 A	AWG 28 - 12 / 600 V, 20 A / 600 V, 20 A
Terminal block width 4 mm / 0.157 in		Terminal block width 5 mm / 0.197 in		Terminal block width 6 mm / 0.236 in	
8 - 9 mm / 0.33 in		8 - 9 mm / 0.33 in		9 - 10 mm / 0.37 in	
❶ Approvals		❶ Approvals		❶ Approvals	

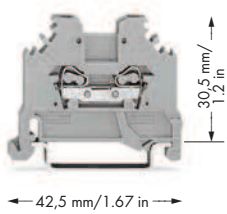

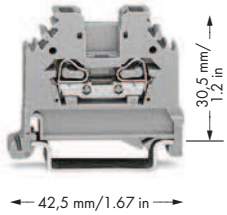

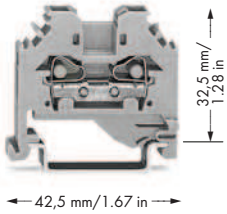

Color	Item No.	Pack. Unit
2-conductor through terminal block		
gray	**279-101**	100
blue	**279-104**	100

Color	Item No.	Pack. Unit
2-conductor through terminal block		
gray	**280-101**	100
blue	**280-104**	100
2-conductor ground terminal block		
green-yellow	**280-107**	100

Color	Item No.	Pack. Unit
2-conductor through terminal block		
gray	**281-101**	100
blue	**281-104**	100
2-conductor ground terminal block		
green-yellow	**281-107**	100

Item-Specific Accessories

End and intermediate plate, 2.5 mm thick



orange	**280-302**	100 (4x25)
gray	**280-301**	100 (4x25)

Separator, oversized, 2 mm thick



orange	**280-322**	100 (4x25)
gray	**280-332**	100 (4x25)

Accessories, 279 Series

Appropriate marking system: **WMB**

Adjacent jumper, insulated, I_N 15 A



gray	**279-402**	200 (8x25)
yellow-green	**279-422**	200 (8x25)

Alternate jumper, insulated, I_N 15 A



gray	**279-409**	100 (4x25)

Test plug adapter, for terminal blocks 1.5–10 mm²



(AWG 16–8), 8 mm wide
209-170 50 (2x25)
for 4 mm Ø test plug

Protective warning marker, with high-voltage symbol,



for 5 terminal blocks
yellow **279-405** 100 (4x25)

Operating tool, for side-entry rail-mounted terminal blocks



210-143 1

Operating tool with partially insulated shaft,



type 2, (3.5 x 0.5) mm blade
210-720 1

Item-Specific Accessories

End and intermediate plate, 2.5 mm thick



orange	**280-302**	100 (4x25)
gray	**280-301**	100 (4x25)

Separator, oversized, 2 mm thick



orange	**280-322**	100 (4x25)
gray	**280-332**	100 (4x25)

Accessories, 280 Series

Appropriate marking system: **WMB**

Adjacent jumper, insulated, I_N 24 A



gray	**280-402**	200 (8x25)
yellow-green	**280-422**	200 (8x25)

Alternate jumper, insulated, I_N 24 A



gray	**280-409**	100 (4x25)

Staggered jumper, insulated, I_N 24 A,



5 mm wide

from 1 to 2	**780-452**	100 (4x25)
from 1 to 3	**780-453**	100 (4x25)
from 1 to 4	**780-454**	100 (4x25)
from 1 to 5	**780-455**	50 (2x25)
:	:	
from 1 to 8	**780-458**	50 (2x25)

Test plug adapter, for terminal blocks 1.5–10 mm²



(AWG 16–8), 8 mm wide
209-170 50 (2x25)
for 4 mm Ø test plug

Protective warning marker, with high-voltage symbol,



for 5 terminal blocks
yellow **280-405** 100 (4x25)

Operating tool, for side-entry rail-mounted terminal blocks



210-143 1

Suitable for Ex i applications

Item-Specific Accessories

End and intermediate plate, 3 mm thick



orange	**281-302**	100 (4x25)
gray	**281-301**	100 (4x25)

Separator, oversized, 2 mm thick



orange	**281-322**	100 (4x25)
gray	**281-332**	100 (4x25)

Accessories, 281 Series

Appropriate marking system: **WMB**

Adjacent jumper, insulated, I_N 32 A



gray	**281-402**	200 (8x25)
yellow-green	**281-422**	200 (8x25)

Alternate jumper, insulated, I_N 32 A



gray	**281-409**	100 (4x25)

Staggered jumper, insulated, I_N 32 A,



6 mm wide

from 1 to 2	**781-452**	100 (4x25)
from 1 to 3	**781-453**	100 (4x25)
from 1 to 4	**781-454**	100 (4x25)
from 1 to 5	**781-455**	50 (2x25)
from 1 to 6	**781-456**	50 (2x25)

Test plug adapter, for terminal blocks 1.5–10 mm²



(AWG 16–8), 8 mm wide
209-170 50 (2x25)
for 4 mm Ø test plug

Protective warning marker, with high-voltage symbol,



for 5 terminal blocks
yellow **281-405** 100 (4x25)

Operating tool, for side-entry rail-mounted terminal blocks



210-141 1

Operating tool with partially insulated shaft,



type 2, (3.5 x 0.5) mm blade
210-720 1

❶ Approvals are available online at: www.wago.com.
* AWG 12: THHN, THWN

For technical explanations and abbreviations, see technical section.