Rail-Mounted, High-Current Terminal Blocks, 285 Series
Description and Handling

Conductor entry 1



Insert Allen wrench and rotate counterclockwise. Then push in orange locking tab for hands-free wiring.

Safety notice



Risk of injury!
Do not insert fingers in the conductor entry!

Shock Protector



To protect unused conductor entries (separate jumper entry protector from shock protector unit).

Conductor entry 2



Insert stripped conductor (observe 35 mm of strip length) into clamping unit until it hits backstop. Hold this position.



Conductor entry 3



Unlock the locking tab with a short counterclockwise turn of the Allen wrench ❶.
When unlocked (click), allow Allen wrench to rotate clockwise (automatic) ❷ to securely terminate the conductor.

Jumpers 35 mm²/AWG 2



Commoning adjacent terminals with a simple push-in jumper.

Jumpers 50 mm² (AWG 2/0)/95 mm² (AWG 4/0)



Commoning with adjacent jumper: tool-free insertion of jumper above the conductor entry hole.
Rated cross section is still 50 mm2/AWG 2/0 and 95 mm²/AWG 4/0.

Testing



❸ via test adapter for 4 mm Ø plugs
❹ via touchproof 4 mm Ø plugs

Voltage tap 35 mm²/AWG 2



The voltage tap is inserted into the jumper contact slot. It can be fitted with a strain relief plate and provides test option for 2 mm Ø test plugs.

Voltage tap 50 mm² (AWG 2/0)/95 mm² (AWG 4/0)



Reliable and simple tap directly into the power supply. Insert the unwired tap before opening the clamping unit.

POWER CAGE CLAMP clamps the following copper conductors:



solid



stranded



fine-stranded



with ferrule

Strip length, see packaging or instructions.

High-Current, Through/Ground Conductor and Ex Terminal Blocks 35 mm², 50 mm² and 95 mm² 285 Series

POWER CAGE CLAMP®

6 - 35 mm²	AWG 8 - 2	10 - 50 (70 "f-st") mm²	AWG 8 - 1	25 - 95 mm²	AWG 4 - 4/0
1000 V/8 kV/3	600 V, 115 A	1000 V/8 kV/3	600 V, 150 A	1000 V/8 kV/3	600 V, 200 A
I_N 125 A	600 V, 115 A	I_N 150 A	600 V, 150 A	I_N 232 A	600 V, 210 A
Terminal block width 16 mm / 0.63 in		Terminal block width 20 mm / 0.787 in		Terminal block width 25 mm / 0.98 in	
25 mm / 0.98 in		30 mm / 1.18 in		35 mm / 1.38 in	
❺ Approvals		❺ Approvals		❺ Approvals	







Color	Item No.	Pack. Unit
2-conductor through terminal block		
gray	**285-135**	15
blue	**285-134**	15
2-conductor ground terminal block, only for DIN 35 x 15 rails; 2.3 mm thick, copper		
green-yellow	**285-137**	15

Color	Item No.	Pack. Unit
2-conductor through terminal block		
gray	**285-150**	5
blue	**285-154**	5
2-conductor ground terminal block, only for DIN 35 x 15 rails; 2.3 mm thick, copper		
green-yellow	**285-157**	5

Color	Item No.	Pack. Unit
2-conductor through terminal block		
gray	**285-195**	5
blue	**285-194**	5
light gray Ex	**285-995**	5
2-conductor ground terminal block, only for DIN 35 x 15 rails; 2.3 mm thick, copper		
green-yellow	**285-197**	5
green-yellow Ex	**285-197/999-950**	5

285 Series Accessories

Appropriate marking system: **WMB**

Adjacent jumper, insulated, ❻

gray **285-435** 50 (2x25)
I_N 85 A

Voltage Tap, I_N 32 A, 0.2–6 mm² (24–10), ❻

module width 8 mm / 0.315 in
gray **285-427** 5

Operating tool with partially insulated shaft,

type 3, (5.5 x 0.8) mm blade
210-721 1

Protective warning marker, with high-voltage symbol,

black
yellow **285-420** 50 (2x25)

Finger guard, touch-proof cover protects unused conductor entries

yellow **285-421** 100 (4x25)

Test plug adapter, 11.6 mm wide, for test plug 4 mm Ø

283-404 25

Test plug, 4 mm Ø, protected against accidental contact;

e.g., available through Multi-Contact Deutschland GmbH
Postfach 1606, 79551 Weil am Rhein, Hegenheimerstraße 19
79576 Weil am Rhein

Copper carrier rail, as per EN 60715,

35 x 15 mm, 2.3 mm thick,
2 m long
unslotted **210-198** 10

Marking strip, plain,

11 mm wide,
50m roll
white **2009-110** 1

Adjacent jumper, insulated, ❻

gray **285-450** 25
I_N 150 A for 1 jumper
I_N 130 A for 2 to 4 jumpers

Voltage Tap, I_N 41 A, 0.2–6 mm² (24–10), ❻

module width 16 mm / 0.63 in
gray **285-447** 5

Allen wrench with partially insulated shaft

8 mm **285-172** 1

Protective warning marker, with high-voltage symbol,

black
yellow **285-440** 50 (2x25)

Finger guard,

touchproof cover protects unused conductor entries and jumper slots
yellow **285-441** 100 (4x25)

Test plug, 4 mm Ø, protected against accidental contact;

e.g., available through Multi-Contact Deutschland GmbH
Postfach 1606, 79551 Weil am Rhein, Hegenheimerstraße 19
79576 Weil am Rhein

Copper carrier rail, as per EN 60715,

35 x 15 mm, 2.3 mm thick,
2 m long
unslotted **210-198** 10

WMB Multi marking system,

10 strips with 10 markers per card,
stretchable 5 – 5.2 mm
plain **793-5501** 5

Adjacent jumper, insulated, ❻

gray **285-495** 25
I_N 232 A for 1 jumper
I_N 130 A for 2 to 4 jumpers

Voltage Tap, I_N 57 A, 0.2–10 mm² (24–80)/16 mm² (AWG 6), ❻

module width 20 mm / 0.787 in
gray **285-407** 5

Allen wrench with partially insulated shaft

8 mm **285-172** 1

Protective warning marker, with high-voltage symbol,

black
yellow **285-170** 50 (2x25)

Finger guard,

touchproof cover protects unused conductor entries and jumper slots
yellow **285-169** 25

Test plug, 4 mm Ø, protected against accidental contact;

e.g., available through Multi-Contact Deutschland GmbH
Postfach 1606, 79551 Weil am Rhein, Hegenheimerstraße 19
79576 Weil am Rhein

Copper carrier rail, as per EN 60715,

35 x 15 mm, 2.3 mm thick,
2 m long
unslotted **210-198** 10

Ex Suitable for Ex e II applications
25 – 95 mm² AWG 4 – 4/0
750 V, 195 A
35 – 70 mm² AWG 2 – 2/0
for ground terminal blocks

❺ Approvals are available online at: www.wago.com.
For technical explanations and abbreviations, see technical section.
❻ Adjacent jumpers and voltage taps can only be removed or inserted when the clamp is in closed position.

Double-Deck Terminal Blocks 1.5 mm² and 2.5 mm² 279 and 280 Series

0.08 - 1.5 mm² / 500 V/6 kV/3 / I_N 18 A	AWG 28 - 16	0.08 - 2.5 mm² / 500 V/6 kV/3 / I_N 20 A	AWG 28 - 12* / 300 V, 15 A / 300/600 V, 20/5 A	0.08 - 2.5 mm² / 500 V/6 kV/3 / I_N 20 A	AWG 28 - 12* / 300 V, 15 A / 300/600 V, 20/5 A
Terminal block width 4 mm / 0.157 in		Terminal block width 5 mm / 0.197 in		Terminal block width 5 mm / 0.197 in	
8 - 9 mm / 0.33 in		8 - 9 mm / 0.33 in		8 - 9 mm / 0.33 in	
❶ Approvals		❶ Approvals		❶ Approvals	

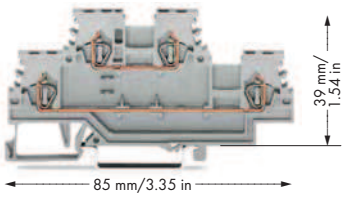

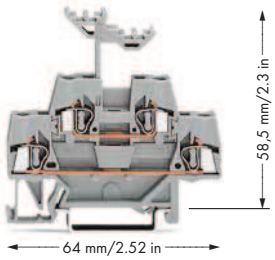

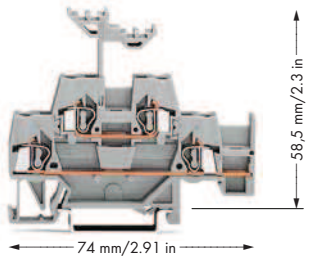

Color	Item No.	Pack. Unit
Through/through terminal block, colored conductor entry position		
gray	**279-501**	50
gray (N/L)	**279-512**	50
gray (L/N)	**279-513**	50
blue (N/N)	**279-504**	50
4-conductor through terminal block, internal commoning, conductor entry position colored in violet		
blue	**279-509**	50
gray	**279-508**	50
Ground conductor/through terminal block, colored conductor entry position		
gray (PE/N)	**279-517**	50
gray (PE/L)	**279-527**	50
4-conductor ground terminal block, internal commoning		
green-yellow	**279-507**	50
End and intermediate plate, 2 mm thick		
orange	**279-519**	100 (4x25)
gray	**279-518**	100 (4x25)
Accessories, 279 Series	Appropriate marking system:	**WMB**
WSB double-deck marker carrier		
	279-529	50 (2x25)
For additional accessories, see page 51.		

Color	Item No.	Pack. Unit
Through/through terminal block		
gray	**280-519**	50
blue	**280-529**	50
blue/gray	**280-523**	50
gray/blue	**280-533**	50
Ground conductor/through terminal block		
green-yellow/gray	**280-527**	50
green-yellow/blue	**280-537**	50
4-conductor ground terminal block, internal commoning		
green-yellow	**280-517**	50
Other terminal blocks with the same profile:		
Diode	**280-940/281-410**	Volume 1
LED	**280-943/281-434**	Volume 1
Through/Disconnect	**280-521**	Volume 1
Fuse	**280-5xx**	Volume 1
End and intermediate plate, 2.5 mm thick		
orange	**280-341**	100 (4x25)
gray	**280-340**	100 (4x25)
280 Series Accessories		
Suitable for Ex i applications		

Color	Item No.	Pack. Unit
Through/through terminal block with horizontal jumpering on lower level		
gray	**280-520**	50
blue	**280-530**	50
blue/gray	**280-524**	50
gray/blue	**280-534**	50
Other terminal blocks with the same profile:		
Through/Disconnect	**280-522**	Volume 1
Fuse	**280-5xx**	Volume 1
End and intermediate plate, 2.5 mm thick		
orange	**280-343**	100 (4x25)
gray	**280-342**	100 (4x25)
Appropriate marking system: **WMB**		
Vertical jumper, insulated, I_N 24 A		
gray	**281-421**	200 (8x25)
For additional accessories, see page 52.		

Application Notes:



279 Series double-deck terminal block with plugged double-deck marker carrier.



Double-deck terminal blocks used for connecting a three-phase motor.



Double-deck terminal blocks used as control wire terminals; e.g., for magnetic valves. Upper deck commoned.

❶ Approvals are available online at: www.wago.com.
* AWG 12: THHN, THWN

For technical explanations and abbreviations, see technical section.