# Rail-Mounted Terminal Blocks
# 279 to 285 Series

## Conductor termination/removal



Inserting conductor via screwdriver.



Removing conductor via screwdriver.

## Adjacent/Staggered/Step-down jumpers




Commoning with adjacent jumpers ❶ or with staggered jumpers ❷.
Commoning terminal blocks of different sizes – with step down jumpers ❸.

## Testing




❹ Test plug adapter fitted with CAGE CLAMP®
❺ Banana plug (4 mm Ø) via 209-170 test plug adapter



## Warning cover/Insulation stop




❻ Protective warning markers inserted into operating slots.
❼ Inserting insulation stop.

## Finger guard




❽ Touchproof cover protects unused conductor entries.
❾ Marking via WMB Multi markers.

## Marking



Marking via IP350 Plotter.

## 870 Series (see Full Line Catalog, Volume 1)



Rail-mounted terminal blocks equipped with CAGE CLAMP®.

**CAGE CLAMP®S clamps the following copper conductors:**



solid | stranded | fine-stranded | tip bonded | with ferrule | with pin terminal

Strip length, see packaging or instructions.

# Through/Ground Conductor/Shield and Ex Terminal Blocks
# 1.5 mm²
# 279 Series

CAGE CLAMP®

| 0.08 - 1.5 mm² | AWG 28 - 16 |
|---|---|
| 800 V/8 kV/3 | 600 V, 10 A |
| $I_N$ 18 A | 600 V, 10 A |

Terminal block width 4 mm / 0.157 in
8 - 9 mm / 0.33 in
❶ Approvals

0.08 - 1.5 mm² | AWG 28 - 16
800 V/8 kV/3 | 600 V, 10 A
$I_N$ 18 A | 600 V, 10 A
Terminal block width 4 mm / 0.157 in
8 - 9 mm / 0.33 in
❶ Approvals

0.08 - 1.5 mm² | AWG 28 - 16
800 V/8 kV/3 | 600 V, 10 A
$I_N$ 18 A | 600 V, 10 A
Terminal block width 4 mm / 0.157 in
8 - 9 mm / 0.33 in
❶ Approvals

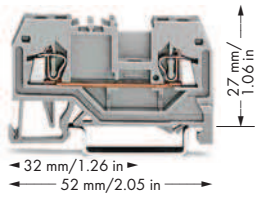


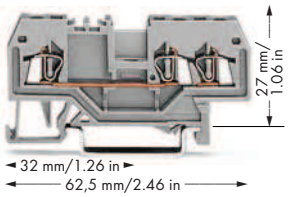


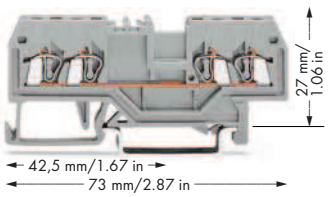


| Color | Item No. | Pack. Unit |
|---|---|---|
| **2-conductor through terminal block** | | |
| gray | **279-901** | 100 |
| blue | **279-904** | 100 |
| orange | **279-902** | 100 |
| red | **279-903** | 100 |
| black | **279-905** | 100 |
| yellow | **279-906** | 100 |
| light gray Ex | **279-992** | 100 |
| **2-conductor ground terminal block** | | |
| green-yellow | **279-907** | 100 |
| green-yellow Ex | **279-907/999-950** | 100 |
| **Other terminal blocks with the same profile:** | | |
| Diode | **279-915/. . .-. . .** | Volume 1 |

| Color | Item No. | Pack. Unit |
|---|---|---|
| **3-conductor through terminal block** | | |
| gray | **279-681** | 100 |
| blue | **279-684** | 100 |
| orange | **279-682** | 100 |
| red | **279-683** | 100 |
| black | **279-685** | 100 |
| yellow | **279-686** | 100 |
| light gray Ex | **279-993** | 100 |
| **3-conductor ground terminal block** | | |
| green-yellow | **279-687** | 100 |
| green-yellow Ex | **279-687/999-950** | 100 |
| **Other terminal blocks with the same profile:** | | |
| Diode | **279-673/. . .-. . .** | Volume 1 |
| LED | **279-674/. . .-. . .** | Volume 1 |

| Color | Item No. | Pack. Unit |
|---|---|---|
| **4-conductor through terminal block** | | |
| gray | **279-831** | 100 |
| blue | **279-834** | 100 |
| orange | **279-832** | 100 |
| red | **279-833** | 100 |
| black | **279-835** | 100 |
| yellow | **279-836** | 100 |
| light gray Ex | **279-994** | 100 |
| **4-conductor ground terminal block** | | |
| green-yellow | **279-837** | 100 |
| green-yellow Ex | **279-837/999-950** | 100 |
| **4-conductor shield terminal block** | | |
| white | **279-838** | 100 |
| **Other terminal blocks with the same profile:** | | |
| Double-potential | **279-826** | Volume 1 |
| Diode | **279-815/. . .-. . .** | Volume 1 |
| LED | **279-809/. . .-. . .** | Volume 1 |

## Item-Specific Accessories

(Separator for Ex e /Ex i applications, see page 30)

**End and intermediate plate,** 2 mm thick



| | | |
|---|---|---|
| orange | **279-328** | 100 (4x25) |
| gray | **279-325** | 100 (4x25) |
| light gray | **279-330** | 100 (4x25) |

**End and intermediate plate,** 2 mm thick



| | | |
|---|---|---|
| orange | **279-339** | 100 (4x25) |
| gray | **279-308** | 100 (4x25) |
| light gray | **279-341** | 100 (4x25) |

**End and intermediate plate,** 2 mm thick



| | | |
|---|---|---|
| orange | **279-346** | 100 (4x25) |
| gray | **279-344** | 100 (4x25) |
| light gray | **279-348** | 100 (4x25) |

**Separator,** oversized, 2 mm thick



| | | |
|---|---|---|
| orange | **279-329** | 100 (4x25) |
| gray | **279-326** | 100 (4x25) |
| light gray | **279-331** | 100 (4x25) |

**Separator,** oversized, 2 mm thick



| | | |
|---|---|---|
| orange | **279-340** | 100 (4x25) |
| gray | **279-309** | 100 (4x25) |
| light gray | **279-342** | 100 (4x25) |

**Separator,** oversized, 2 mm thick



| | | |
|---|---|---|
| orange | **279-347** | 100 (4x25) |
| gray | **279-345** | 100 (4x25) |
| light gray | **279-349** | 100 (4x25) |

## 279 Series Accessories

Appropriate marking system: **WMB**

**Adjacent jumper,** insulated, $I_N$ 15 A



| | | |
|---|---|---|
| gray | **279-402** | 200 (8x25) |
| yellow-green | **279-422** | 200 (8x25) |

**Alternate comb-style jumper bar,** insulated,
$I_N$ = $I_N$ terminal block



| | | |
|---|---|---|
| 2-way | **279-492** | 200 (8x25) |

**Protective warning marker,** with high-voltage symbol, for 5 terminal blocks



| | | |
|---|---|---|
| yellow | **279-415** | 100 (4x25) |

**Alternate jumper,** insulated, $I_N$ 15 A



| | | |
|---|---|---|
| gray | **279-409** | 100 (4x25) |

**Operating tool,** insulated



| | | |
|---|---|---|
| 2-way | **279-432** | 1 |
| 3-way | **279-433** | 1 |
| 10-way | **279-440** | 1 |

**Screwless end stop,**



| | | |
|---|---|---|
| 6 mm wide | **249-116** | 100 (4x25) |
| 10 mm wide | **249-117** | 50 (2x25) |

**Push-in type wire jumper,** insulated, $I_N$ 9 A



| | | |
|---|---|---|
| 60 mm | **249-125** | 10 |
| 110 mm | **249-126** | 10 |
| 250 mm | **249-127** | 10 |

**Insulation stop,** 5 pcs/strip 200 strips



**Test plug adapter,** for terminal blocks 1.5–4 mm² (AWG 16–12), 5 mm wide



| | | |
|---|---|---|
| | **280-404** | 100 (4x25) |

for 210-137 test plug

**Comb-style jumper bar,** insulated, $I_N$ = $I_N$ terminal block



| | | |
|---|---|---|
| 2-way | **279-482** | 200 (8x25) |
| 3-way | **279-483** | 200 (8x25) |
| 10-way | **279-490** | 50 (2x25) |

| | | |
|---|---|---|
| white | **279-470** | 0.08-0.2 mm² (AWG 28-24) |
| dark gray | **279-471** | 0.25 mm² (AWG 22) |

**Test plug adapter,** for terminal blocks 1.5–10 mm² (AWG 16–8), 8 mm wide



| | | |
|---|---|---|
| | **209-170** | 50 (2x25) |

for test plug 4 mm Ø

**Operating tool with partially insulated shaft,**



type 1, (2.5 x 0.4) mm blade **210-719** 1

Suitable for Ex i applications
Ex Suitable for Ex e II applications
0.2 – 1.5 mm² AWG 24 – 16
550 V, 15 A

**Banana plugs,** only for safety extra-low voltage (42 V)



| | | |
|---|---|---|
| black | **215-311** | 50 |
| red | **215-212** | 50 |
| blue | **215-711** | 50 |

❶ Approvals are available online at: www.wago.com.

For technical explanations and abbreviations, see technical section.

WAGO®

# Through/Ground Conductor/Shield and Ex Terminal Blocks 2.5 mm²
## 280 Series

| 0.08 - 2.5 mm² | AWG 28 - 12* |
|---|---|
| 800 V/8 kV/3 | 600 V, 20 A |
| $I_N$ 24 A | 600 V, 20 A |

Terminal block width 5 mm / 0.197 in
8 - 9 mm / 0.33 in
❶ Approvals

| 0.08 - 2.5 mm² | AWG 28 - 12* |
|---|---|
| 800 V/8 kV/3 | 600 V, 20 A |
| $I_N$ 24 A | 600 V, 10 A |

Terminal block width 5 mm / 0.197 in
8 - 9 mm / 0.33 in
❶ Approvals

| 0.08 - 2.5 mm² | AWG 28 - 12* |
|---|---|
| 800 V/8 kV/3 | 600 V, 20 A |
| $I_N$ 20 A | 600 V, 10 A |

Terminal block width 5 mm / 0.197 in
8 - 9 mm / 0.33 in
❶ Approvals

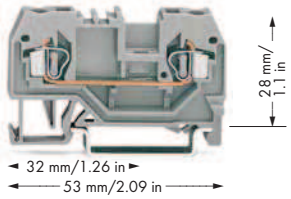


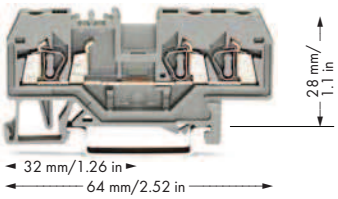


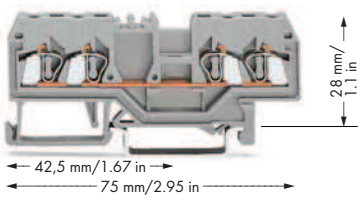


| Color | Item No. | Pack. Unit |
|---|---|---|
| **2-conductor through terminal block** | | |
| gray | **280-901** | 100 |
| blue | **280-904** | 100 |
| orange | **280-902** | 100 |
| red | **280-903** | 100 |
| black | **280-905** | 100 |
| yellow | **280-906** | 100 |
| light gray (Ex) | **280-992** | 100 |
| **2-conductor ground terminal block** | | |
| green-yellow | **280-907** | 100 |
| green-yellow (Ex) | **280-907/999-950** | 100 |
| **Other terminal blocks with the same profile:** | | |
| Diode | **280-915/. . .-. . .** | Volume 1 |
| Disconnect | **280-912** | Page 67 |
| Carrier | **280-916** | Volume 1 |

| Color | Item No. | Pack. Unit |
|---|---|---|
| **3-conductor through terminal block** | | |
| gray | **280-681** | 100 |
| blue | **280-684** | 100 |
| orange | **280-650** | 100 |
| red | **280-653** | 100 |
| black | **280-671** | 100 |
| yellow | **280-672** | 100 |
| light gray (Ex) | **280-993** | 100 |
| **3-conductor ground terminal block** | | |
| green-yellow | **280-687** | 100 |
| green-yellow (Ex) | **280-687/999-950** | 100 |
| **Other terminal blocks with the same profile:** | | |
| Diode | **280-673/. . .-. . .** | Volume 1 |
| Disconnect | **280-683** | Page 67 |
| Carrier | **280-610** | Volume 1 |

| Color | Item No. | Pack. Unit |
|---|---|---|
| **4-conductor through terminal block** | | |
| gray | **280-833** | 100 |
| blue | **280-834** | 100 |
| orange | **280-835** | 100 |
| red | **280-830** | 100 |
| black | **280-831** | 100 |
| yellow | **280-832** | 100 |
| light gray (Ex) | **280-994** | 100 |
| **4-conductor ground terminal block** | | |
| green-yellow | **280-837** | 100 |
| green-yellow (Ex) | **280-837/999-950** | 100 |
| **4-conductor shield terminal block** | | |
| white | **280-838** | 100 |
| **Other terminal blocks with the same profile:** | | |
| Double-potential | **280-826** | Volume 1 |
| LED | **280-809/. . .-. . .** | Volume 1 |
| Carrier | **280-816** | Volume 1 |

## Item-Specific Accessories

(Separator for Ex e/Ex i applications, see page 30)

**End and intermediate plate,** 2.5 mm thick



| | | |
|---|---|---|
| orange | **280-309** | 100 (4x25) |
| gray | **280-308** | 100 (4x25) |
| light gray | **280-356** | 100 (4x25) |

**End and intermediate plate,** 2.5 mm thick



| | | |
|---|---|---|
| orange | **280-326** | 100 (4x25) |
| gray | **280-324** | 100 (4x25) |
| light gray | **280-358** | 100 (4x25) |

**End and intermediate plate,** 2.5 mm thick



| | | |
|---|---|---|
| orange | **280-315** | 100 (4x25) |
| gray | **280-314** | 100 (4x25) |
| light gray | **280-352** | 100 (4x25) |

**Separator,** oversized, 2 mm thick



| | | |
|---|---|---|
| orange | **280-311** | 100 (4x25) |
| gray | **280-310** | 100 (4x25) |
| light gray | **280-357** | 100 (4x25) |

**Separator,** oversized, 2 mm thick



| | | |
|---|---|---|
| orange | **280-346** | 100 (4x25) |
| gray | **280-344** | 100 (4x25) |
| light gray | **280-359** | 100 (4x25) |

**Separator,** oversized, 2 mm thick



| | | |
|---|---|---|
| orange | **280-335** | 100 (4x25) |
| gray | **280-334** | 100 (4x25) |
| light gray | **280-353** | 100 (4x25) |

## 280 Series Accessories

Appropriate marking system: **WMB**

**Adjacent jumper,** insulated, $I_N$ 24 A



| | | |
|---|---|---|
| gray | **280-402** | 200 (8x25) |
| yellow-green | **280-422** | 200 (8x25) |

**Alternate jumper,** insulated, $I_N$ 24 A



| | | |
|---|---|---|
| gray | **280-409** | 100 (4x25) |

**Staggered jumper,** insulated, $I_N$ 24 A,



spacing 5 mm

| | | |
|---|---|---|
| from 1 to 2 | **780-452** | 100 (4x25) |
| from 1 to 3 | **780-453** | 100 (4x25) |
| from 1 to 4 | **780-454** | 100 (4x25) |
| from 1 to 5 | **780-455** | 50 (2x25) |
| : | : | |
| from 1 to 8 | **780-458** | 50 (2x25) |

**Push-in type wire jumper,** insulated, $I_N$ 9 A



| | | |
|---|---|---|
| 60 mm | **249-125** | 10 |
| 110 mm | **249-126** | 10 |
| 250 mm | **249-127** | 10 |

**Comb-style jumper bar,** insulated, $I_N = I_N$ terminal block



| | | |
|---|---|---|
| 2-way | **280-482** | 200 (8x25) |
| 3-way | **280-483** | 200 (8x25) |
| 10-way | **280-490** | 50 (2x25) |

**Operating tool,** insulated



| | | |
|---|---|---|
| 2-way | **280-432** | 1 |
| 3-way | **280-433** | 1 |
| 10-way | **280-440** | 1 |

**Insulation stop,** 5 pcs/strip 200 strips



| | | |
|---|---|---|
| white | **280-470** | 0.08-0.2 mm² (AWG 28-24) |
| light gray | **280-471** | 0.25-0.5 mm² (AWG 12-20) |
| dark gray | **280-472** | 0.75-1 mm² (AWG 20-18) |

Suitable for Ex i applications
Suitable for Ex e II applications
0.2 – 2.5 mm² AWG 24 – 12
550 V, 20 A

**Protective warning marker,** with high-voltage symbol, for 5 terminal blocks



| | | |
|---|---|---|
| yellow | **280-415** | 100 (4x25) |

**Screwless end stop,**



| | | |
|---|---|---|
| 6 mm wide | **249-116** | 100 (4x25) |
| 10 mm wide | **249-117** | 50 (2x25) |

**Test plug adapter,** for terminal blocks 1.5-4 mm² (AWG 16-12), 5 mm wide



**280-404** 100 (4x25)
for 210-137 test plug

**Test plug adapter,** for terminal blocks 1.5-10 mm² (AWG 16-12), 8 mm wide



**209-170** 50 (2x25)
for test plug 4 mm Ø

**Test plug,** 6 mm wide, with CAGE CLAMP®



for 0.08-2.5 mm² (AWG 28-14)
$I_N$ 24 A **281-407** 100 (4x25)

❶ Approvals are available online at: www.wago.com.

# Through/Ground and Ex Terminal Blocks, Angled Type
# 280 Series (2.5 mm²) and 281 Series (4 mm²)

CAGE CLAMP®

| 0.08 - 2.5 mm² / 800 V/8 kV/3 / $I_N$ 24 A | AWG 28 - 12* / 600 V, 20 A / 600 V, 20 A | 0.08 - 2.5 mm² / 800 V/8 kV/3 / $I_N$ 24 A | AWG 28 - 12* / 600 V, 20 A / 600 V, 20 A | 0.08 - 4 mm² / 800 V/8 kV/3 / $I_N$ 32 A | AWG 28 - 12 / 600 V, 20 A / 600 V, 20 A |
|---|---|---|---|---|---|
| Terminal block width 5 mm / 0.197 in | | Terminal block width 5 mm / 0.197 in | | Terminal block width 6 mm / 0.236 in | |
| 8 - 9 mm / 0.33 in | | 8 - 9 mm / 0.33 in | | 9 - 10 mm / 0.37 in | |
| ❶ Approvals | | ❶ Approvals | | ❶ Approvals | |

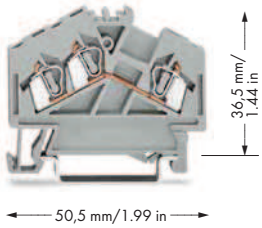


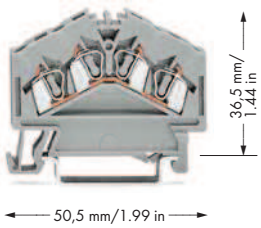


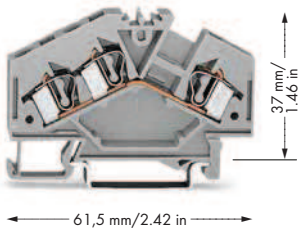


| Color | Item No. | Pack. Unit |
|---|---|---|
| **3-conductor through terminal block** | | |
| gray | **280-641** | 100 |
| blue | **280-651** | 100 |
| orange | **280-654** | 100 |
| light gray (Ex) | **280-998** | 100 |
| **3-conductor ground terminal block** | | |
| green-yellow | **280-637** | 100 |
| green-yellow (Ex) | **280-637/999-950** | 100 |
| **3-conductor shield terminal block** | | |
| white | **280-640** | 100 |
| **Other terminal blocks with the same profile:** | | |
| Spacer | **280-654/056-000** | Volume 1 |

| Color | Item No. | Pack. Unit |
|---|---|---|
| **4-conductor through terminal block** | | |
| gray | **280-646** | 100 |
| blue | **280-656** | 100 |
| orange | **280-946** | 100 |
| light gray (Ex) | **280-996** | 100 |
| **Notice:** | | |
| **These terminal blocks can only be commoned with 280 Series comb-style jumper bars!** | | |

| Color | Item No. | Pack. Unit |
|---|---|---|
| **3-conductor through terminal block** | | |
| gray | **281-631** | 100 |
| blue | **281-651** | 100 |
| light gray (Ex) | **281-998** | 100 |
| **3-conductor ground terminal block** | | |
| green-yellow | **281-637** | 100 |
| green-yellow (Ex) | **281-637/999-950** | 100 |

## Item-Specific Accessories

**End and intermediate plate,** 2.5 mm thick



| | | |
|---|---|---|
| orange | **280-313** | 100 (4x25) |
| gray | **280-312** | 100 (4x25) |
| light gray | **280-354** | 100 (4x25) |

**Separator,** oversized, 2.5 mm thick



| | | |
|---|---|---|
| orange | **280-318** | 100 (4x25) |
| gray | **280-348** | 100 (4x25) |
| light gray | **280-355** | 100 (4x25) |

## 280 Series Accessories

Appropriate marking system: **WMB**

**Adjacent jumper,** insulated, $I_N$ 24 A



| | | |
|---|---|---|
| gray | **280-402** | 200 (8x25) |
| yellow-green | **280-422** | 200 (8x25) |

**Alternate jumper,** insulated, $I_N$ 24 A



| | | |
|---|---|---|
| gray | **280-409** | 100 (4x25) |

**Staggered jumper,** insulated, $I_N$ 24 A,



| | | |
|---|---|---|
| spacing 5 mm | | |
| from 1 to 2 | **780-452** | 100 (4x25) |
| from 1 to 3 | **780-453** | 100 (4x25) |
| from 1 to 4 | **780-454** | 100 (4x25) |
| from 1 to 5 | **780-455** | 50 (2x25) |
| : | : | |
| from 1 to 8 | **780-458** | 50 (2x25) |

**Push-in type wire jumper,** insulated, $I_N$ 9 A

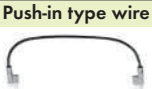

| | | |
|---|---|---|
| 60 mm | **249-125** | 10 |
| 110 mm | **249-126** | 10 |
| 250 mm | **249-127** | 10 |

**Operating tool with partially insulated shaft,**



type 2, (3.5 x 0.5) mm blade **210-720** 1

**Protective warning marker,** with high-voltage symbol, for 5 terminal blocks



| | | |
|---|---|---|
| yellow | **280-415** | 100 (4x25) |

**Screwless end stop,**



| | | |
|---|---|---|
| 6 mm wide | **249-116** | 100 (4x25) |
| 10 mm wide | **249-117** | 50 (2x25) |

**Test plug adapter,** for terminal blocks 1.5–4 mm² (AWG 16–12), 5 mm wide



**280-404** 100 (4x25)
for 210-137 test plug

**Insulation stop,** 5 pcs/strip 200 strips



| | | |
|---|---|---|
| white | **280-470** | 0.08-0.2 mm² (AWG 28-24) |
| light gray | **280-471** | 0.25-0.5 mm² (AWG 12-20) |
| dark gray | **280-472** | 0.75-1 mm² (AWG 20-18) |

For additional accessories, see page 52.

Suitable for Ex i applications
Suitable for Ex e II applications
0.2 – 2.5 mm² AWG 24 – 12
550 V, 20 A

## Item-Specific Accessories

**End and intermediate plate,** 2.5 mm thick



| | | |
|---|---|---|
| orange | **281-313** | 100 (4x25) |
| gray | **281-312** | 100 (4x25) |
| light gray | **281-357** | 100 (4x25) |

**Separator,** oversized, 2 mm thick



| | | |
|---|---|---|
| orange | **281-318** | 100 (4x25) |
| gray | **281-348** | 100 (4x25) |
| light gray | **281-358** | 100 (4x25) |

## 281 Series

Appropriate marking system: **WMB**

**Adjacent jumper,** insulated, $I_N$ 24 A



| | | |
|---|---|---|
| gray | **281-402** | 200 (8x25) |
| yellow-green | **281-422** | 200 (8x25) |

**Alternate jumper,** insulated, $I_N$ 24 A



| | | |
|---|---|---|
| gray | **281-409** | 100 (4x25) |

**Staggered jumper,** insulated, $I_N$ 24 A,



| | | |
|---|---|---|
| spacing 5 mm | | |
| from 1 to 2 | **781-452** | 100 (4x25) |
| from 1 to 3 | **781-453** | 100 (4x25) |
| from 1 to 4 | **781-454** | 100 (4x25) |
| from 1 to 5 | **781-455** | 50 (2x25) |
| from 1 to 6 | **781-456** | 50 (2x25) |

For additional accessories see page 54.

Suitable for Ex i applications
Suitable for Ex e II applications
0.2 – 4 mm² AWG 24 – 12
550 V, 30 A

Please find the entire product range in our Full Line Catalog, Volume 1. Additional information at www.wago.com.

* AWG 12: THHN, THWN