Double-Deck Terminal Blocks 1.5 mm² and 2.5 mm² 279 and 280 Series

0.08 - 1.5 mm² / 500 V/6 kV/3 / I_N 18 A	AWG 28 - 16	0.08 - 2.5 mm² / 500 V/6 kV/3 / I_N 20 A	AWG 28 - 12* / 300 V, 15 A / 300/600 V, 20/5 A	0.08 - 2.5 mm² / 500 V/6 kV/3 / I_N 20 A	AWG 28 - 12* / 300 V, 15 A / 300/600 V, 20/5 A
Terminal block width 4 mm / 0.157 in		Terminal block width 5 mm / 0.197 in		Terminal block width 5 mm / 0.197 in	
8 - 9 mm / 0.33 in		8 - 9 mm / 0.33 in		8 - 9 mm / 0.33 in	
❶ Approvals		❶ Approvals		❶ Approvals	

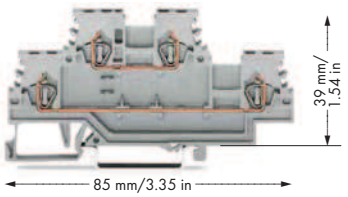

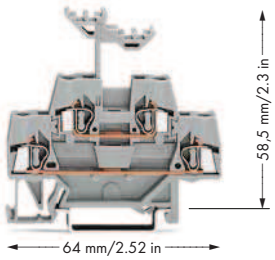

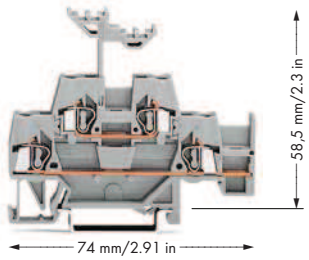

Color	Item No.	Pack. Unit
Through/through terminal block, colored conductor entry position		
gray	**279-501**	50
gray (N/L)	**279-512**	50
gray (L/N)	**279-513**	50
blue (N/N)	**279-504**	50
4-conductor through terminal block, internal commoning, conductor entry position colored in violet		
blue	**279-509**	50
gray	**279-508**	50
Ground conductor/through terminal block, colored conductor entry position		
gray (PE/N)	**279-517**	50
gray (PE/L)	**279-527**	50
4-conductor ground terminal block, internal commoning		
green-yellow	**279-507**	50
End and intermediate plate, 2 mm thick		
orange	**279-519**	100 (4x25)
gray	**279-518**	100 (4x25)
Accessories, 279 Series	Appropriate marking system:	**WMB**
WSB double-deck marker carrier		
	279-529	50 (2x25)
For additional accessories, see page 51.		

Color	Item No.	Pack. Unit
Through/through terminal block		
gray	**280-519**	50
blue	**280-529**	50
blue/gray	**280-523**	50
gray/blue	**280-533**	50
Ground conductor/through terminal block		
green-yellow/gray	**280-527**	50
green-yellow/blue	**280-537**	50
4-conductor ground terminal block, internal commoning		
green-yellow	**280-517**	50
Other terminal blocks with the same profile:		
Diode	**280-940/281-410**	Volume 1
LED	**280-943/281-434**	Volume 1
Through/Disconnect	**280-521**	Volume 1
Fuse	**280-5xx**	Volume 1
End and intermediate plate, 2.5 mm thick		
orange	**280-341**	100 (4x25)
gray	**280-340**	100 (4x25)
280 Series Accessories		
Suitable for Ex i applications		

Color	Item No.	Pack. Unit
Through/through terminal block with horizontal jumpering on lower level		
gray	**280-520**	50
blue	**280-530**	50
blue/gray	**280-524**	50
gray/blue	**280-534**	50
Other terminal blocks with the same profile:		
Through/Disconnect	**280-522**	Volume 1
Fuse	**280-5xx**	Volume 1
End and intermediate plate, 2.5 mm thick		
orange	**280-343**	100 (4x25)
gray	**280-342**	100 (4x25)
Appropriate marking system: **WMB**		
Vertical jumper, insulated, I_N 24 A		
gray	**281-421**	200 (8x25)
For additional accessories, see page 52.		

Application Notes:



279 Series double-deck terminal block with plugged double-deck marker carrier.



Double-deck terminal blocks used for connecting a three-phase motor.



Double-deck terminal blocks used as control wire terminals; e.g., for magnetic valves. Upper deck commoned.

❶ Approvals are available online at: www.wago.com.
* AWG 12: THHN, THWN

For technical explanations and abbreviations, see technical section.

Double-Deck Terminal Blocks 4 mm²
281 Series

0.08 - 4 mm²	AWG 28 - 12
500 V/6 kV/3	600 V, 20 A
I_N 26 A	600 V, 10 A

Terminal block width 6 mm / 0.236 in
9 - 10 mm / 0.37 in
❶ Approvals

0.08 - 4 mm² | AWG 28 - 12
500 V/6 kV/3 | 600 V, 20 A
I_N 26 A | 600 V, 10 A
Terminal block width 6 mm / 0.236 in
9 - 10 mm / 0.37 in
❶ Approvals

Application Notes:

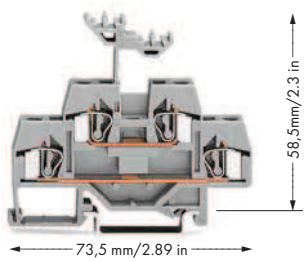

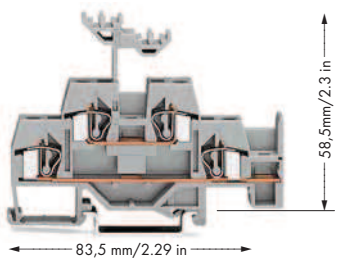

Color	Item No.	Pack. Unit
Through/through terminal block		
gray	**281-619**	50
blue	**281-629**	50

Color	Item No.	Pack. Unit
Through/through terminal block with horizontal jumpering on lower level		
gray	**281-620**	50
blue	**281-630**	50

Other terminal blocks with the same profile:

Diode	**281-634/281-434**	Volume 1
LED	**281-634/281-434**	Volume 1

End and intermediate plate, 2.5 mm thick



orange	**281-341**	100 (4x25)
gray	**281-340**	100 (4x25)

End and intermediate plate, 2.5 mm thick



orange	**281-343**	100 (4x25)
gray	**281-342**	100 (4x25)

281 Series Accessories

Appropriate marking system: **WMB**

Vertical jumper, insulated, I_N 24 A



gray	**281-421**	200 (8x25)

Operating tool with partially insulated shaft,



type 2, (3.5 x 0.5) mm blade

210-720	1

For additional accessories, see page 54.

Application Notes:



Double-deck terminal block assembly with fuse plugs.



Conductor termination



Commoning with vertical and adjacent jumpers.



Example of a mixed assembly with double-deck terminal blocks.

Triple-Deck Terminal Blocks 2.5 mm²
280 Series

0.08 - 2.5 mm² / 500 V/6 kV/3 / I_N 20 A	AWG 28 - 12* / 300 V, 15 A / 300 V, 20 A
Terminal block width 5 mm / 0.197 in	8 - 9 mm / 0.33 in
❶ Approvals	

0.08 - 2.5 mm² / 500 V/6 kV/3 / I_N 20 A	AWG 28 - 12* / 300 V, 15 A / 300 V, 20 A
Terminal block width 5 mm / 0.197 in	8 - 9 mm / 0.33 in
❶ Approvals	



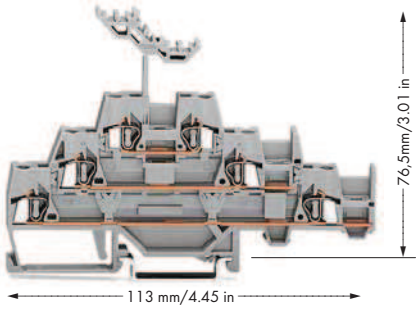

Color	Item No.	Pack. Unit
Through/through/through terminal block		
gray	**280-549**	40
blue	**280-551**	40
gray/gray/blue	**280-552**	40
Ground conductor/through/through terminal block		
green-yellow/blue/gray	**280-547**	40
green-yellow/gray/gray	**280-557**	40
6-conductor ground terminal block, internal commoning		
green-yellow	**280-597**	40
Other terminal blocks with the same profile:		
Fuse	**280-5xx**	Volume 1
End and intermediate plate, 2.5 mm thick		
orange	**280-304**	50 (2x25)
gray	**280-303**	50 (2x25)
Intermediate plate, 1.1 mm thick		
orange	**280-336**	100 (4x25)

Color	Item No.	Pack. Unit
Through/through/through terminal block with horizontal jumpering on lower level		
gray	**280-550**	40
End and intermediate plate, 2.5 mm thick		
orange	**280-306**	100 (4x25)
gray	**280-305**	100 (4x25)
Intermediate plate, 1.1 mm thick		
orange	**280-339**	100 (4x25)

280 Series Accessories

Appropriate marking system: **WMB**

Vertical jumper, insulated, I_N 24 A



gray **281-421** 200 (8x25)

For additional accessories, see page 52.

🔵 Suitable for Ex i applications

Operating tool with partially insulated shaft,



type 2, (3.5 x 0.5) mm blade

210-720 1

Application Notes:



3-conductor power circuit with additional branch circuit tapping.



Commoning with vertical and adjacent jumpers.



Commoning with vertical and adjacent jumpers.

❶ Approvals are available online at: www.wago.com.
* AWG 12: THHN, THWN

For technical explanations and abbreviations, see technical section.

Quadruple-Deck, Rail-Mounted Terminal Blocks or Rail-Mounted Terminal Blocks for Electric Motor Wiring, 4 mm²
281 Series

CAGE CLAMP®

0.08 - 4 mm² 400 V/6 kV/3 I_N 20 A (2.5 mm²) I_N 25 A (4 mm²)	AWG 28 - 12 600 V, 20 A c UL us 300 V, 25 A	0.08 - 4 mm² 400 V/6 kV/3 I_N 20 A (2.5 mm²) I_N 25 A (4 mm²)	AWG 28 - 12 600 V, 20 A UL 300 V, 25 A	**Application Notes:**
Terminal block width 6 mm / 0.236 in 8 - 9 mm / 0.33 in ❶ Approvals		Terminal block width 6 mm / 0.236 in 8 - 9 mm / 0.33 in ❶ Approvals		

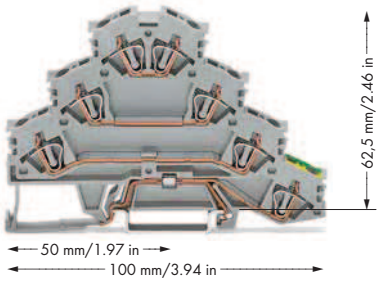

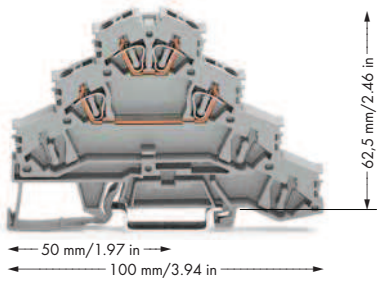



Commoning

	Item No.	Pack. Unit
Rail-mounted terminal block for electric motor wiring, gray		
L1 - L2 - L3 - PE	**281-530**	50
End and intermediate plate, 1 mm thick		
orange	**281-366**	100 (4x25)
gray	**281-365**	100 (4x25)

	Item No.	Pack. Unit
Rail-mounted terminal block for electric motor wiring, gray		
L1 - L2	**281-531**	50
L1 - L2 - L3	**281-532**	50
End and intermediate plate, 1 mm thick		
orange	**281-366**	100 (4x25)
gray	**281-365**	100 (4x25)

281 Series Accessories

Appropriate marking system: **WMB**

Comb-style jumper bar, insulated, $I_N = I_N$ terminal block			
2-way	**281-482**	100 (4x25)	
3-way	**281-483**	100 (4x25)	
5-way	**281-485**	100 (4x25)	
Operating tool, insulated			
2-way	**280-432**	1	
3-way	**280-433**	1	
5-way	**281-440**	1	
Operating tool with partially insulated shaft,			
type 2, (3.5 x 0.5) mm blade	**210-720**	1	
Screwless end stop, for DIN 35 rail			
6 mm wide	**249-116**	100 (4x25)	
10 mm wide	**249-117**	50 (2x25)	

Insulation stop, 5 pcs/strip		200 strips	
white	**281-470**	0.08-0.2 mm² (AWG 28-24)	
light gray	**281-471**	0.25-0.5 mm² (AWG 12-20)	
dark gray	**281-472**	0.75-1.5 mm² (AWG 18-16)	
Test plug, with 500 mm cable			
2 mm Ø	**210-136**	50 (5x10)	
2.3 mm Ø	**210-137**	50 (5x10)	
Marking strip, plain,			
7.5 mm wide,			
50m roll			
translucent	**709-177**	1	



Compact design: Three phases and one ground conductor in a single terminal block.



Testing with test plug 2 mm Ø.





Marking clamping units with WMB Multi markers (see Section 6)
Group marking using marker strips
Item No. 709-177.