859 Series



Relay and optocoupler modules

Overvoltage protection



Rail-mounted terminal blocks with overvoltage protection

Interface Modules



Commoning



Commoning using a 3-way push-in type jumper bar.
2-way to 10-way jumper bars are also available.



Rail-Mounted Terminal Blocks with Overvoltage Protection

CAGE CLAMP® connection



"Front-entry" conductor termination

Marking



Each clamping unit is marked individually.



Pluggable surge suppression modules

CAGE CLAMP® connection



"Side-entry" conductor termination

Testing



Testing with test pin.



For mounting carriers and empty component plug housings, see page 170.

CAGE CLAMP®S connection



Push-in termination of solid conductors or fine-stranded conductors with ultrasonically bonded conductor ends or ferrules.



fine-stranded,
tip-bonded



fine-stranded with
ferrule ❶
(gastight crimped)



fine-stranded,
with pin terminal
(gastight crimped)

❶ When using ferrules, the max. conductor cross section which can be accommodated is one size smaller than max. rating of terminal block.

Rail-Mounted Terminal Blocks with Miniature Switching Relay and Optocoupler
859 Series

Relays with 1 changeover contact (1 u)	Optocouplers	Optocouplers
0.08 - 2.5 mm² AWG 28 - 14	0.08 - 2.5 mm² AWG 28 - 14	0.08 - 2.5 mm² AWG 28 - 14
Terminal block width: 6 mm	Terminal block width: 6 mm	Terminal block width: 6 mm
5 - 6 mm / 0.22 in	5 - 6 mm / 0.22 in	5 - 6 mm / 0.22 in

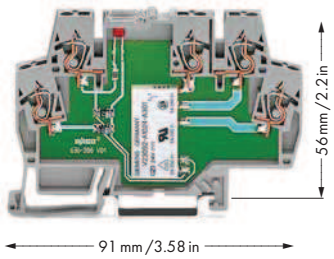

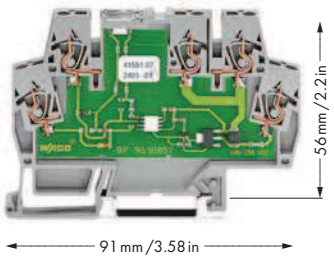

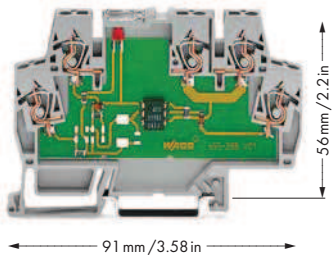

	Item No.	Pack. Unit
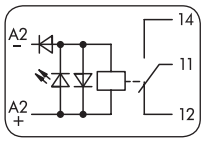	**859-302**	1
	5 VDC	
	859-303	1
	12 VDC	
	859-304	1
	24 VDC	
	859-305	1
	48 VDC	
	859-306	1
	60 VDC	
	859-307	1
	110 VDC	
	859-308	1
	220 VDC	
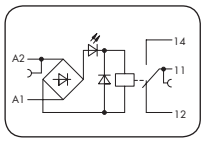	**859-353**	1
	12 V AC/DC	
	859-354	1
	24 V AC/DC	
	859-355	1
	48 V AC/DC	
	859-357	1
	115 VAC	
	859-358	1
	230 VAC	
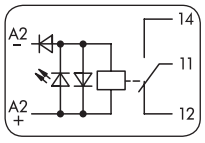	**Contacts 5 µm Au gold plated**	
	859-314	1
	24 VDC	
	859-317	1
	115 VDC	
	859-360	1
	115 VAC	
	859-359	1
	230 VAC	
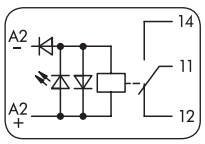	**Defined turn-on/turn-off threshold**	
	859-367	1
	115 VAC	
	859-368	1
	230 VAC	

	Item No.	Pack. Unit
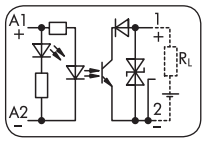	**859-795**	1
	Input: 5 VDC	
	Output: 24 VDC/100 mA	
	Optocoupler with an extended output voltage and operating temperature range for use in railway traffic	
	859-793	1
	Input: 5 VDC	
	Output: 60 VDC/100 mA	
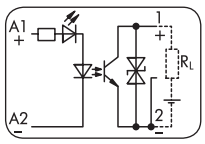	**859-796**	1
	Input: 24 VDC	
	Output: 24 VDC/100 mA	
	Optocoupler with an extended output voltage and operating temperature range for use in railway traffic	
	859-791	1
	Input: 24 VDC	
	Output: 60 VDC/100 mA	
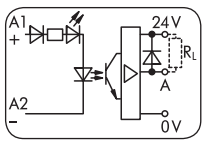	**859-720**	1
	Input: 24 VDC	
	Output: 24 VDC/3 A	
	negative switching	
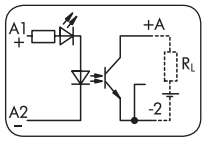	**859-730**	1
	Input: 24 VDC	
	Output: 24 VDC/3 A	
	859-740	1
	Input: 24 VDC	
	Output: 3 – 30 VDC/3 A	
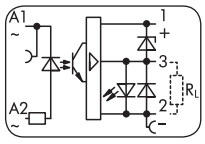	**859-772**	1
	Input: 230 VAC	
	Output: 24 VDC/0.5 A	
	positive switching	
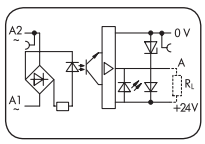	**859-712**	1
	Input: 230 VAC	
	Output: 24 VDC/0.5 A	
	negative switching	

	Item No.	Pack. Unit
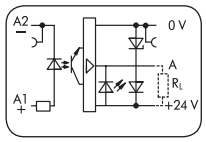	**859-702**	1
	Input: 5 VDC	
	Output: 24 VDC/0.5 A	
	25 kHz	
	negative switching	
	859-708	1
	Input: 24 VDC	
	Output: 24 VDC/0.5 A	
	25 kHz	
	negative switching	
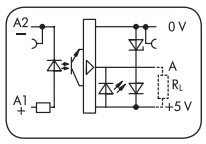	**859-706**	1
	Input: 24 VDC	
	Output: 5 VDC/0.5 A	
	25 kHz	
	negative switching	
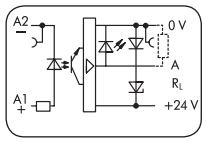	**859-752**	1
	Input: 5 VDC	
	Output: 24 VDC/0.5 A	
	10 kHz	
	positive switching	
	859-758	1
	Input: 24 VDC	
	Output: 24 VDC/0.5 A	
	10 kHz	
	positive switching	
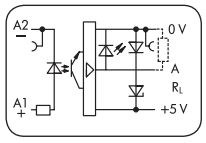	**859-756**	1
	Input: 24 VDC	
	Output: 5 VDC/0.5 A	
	10 kHz	
	positive switching	
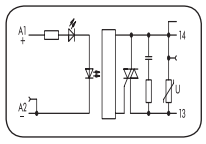	**859-902**	1
	Input: 5 VDC	
	Output: 230 VAC/0.5 A	

For technical explanations and abbreviations, see technical section.

Rail-mounted terminal blocks with overvoltage protection
792 Series

Overvoltage protection for information technology systems

0.08 – 2.5 mm² **AWG 28 – 14**

Terminal block width: 6 mm

5 – 6 mm / 0.22 in

Accessories for:
- Relay and optocoupler modules
- Rail-mounted terminal blocks with overvoltage protection

Accessories for:
- Relay and optocoupler modules
- Rail-mounted terminal blocks with overvoltage protection

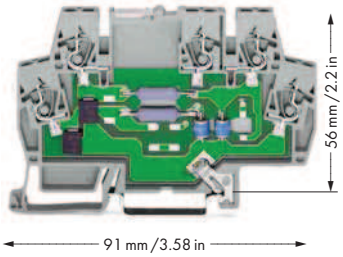

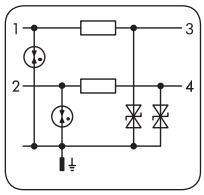

792-800 1
24 VDC, ME24,
for 2 single lines (line/protected ground), unbalanced interfaces as well as RS-485 and RS-422 interfaces

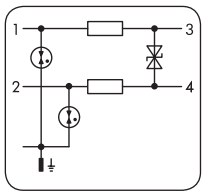

792-801 1
24 VDC, MD24,
for balanced interfaces (line/line) with electrical isolation (telecommunications)

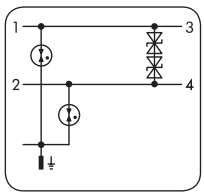

792-802 1
24 VDC, SD24,
for supply lines (power supply units)

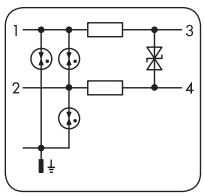

792-803 1
24 VDC, MDEX24,
for intrinsically safe circuits, blue terminal block

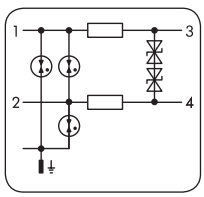

792-804 1
48 VDC, MD48LON,
for network applications

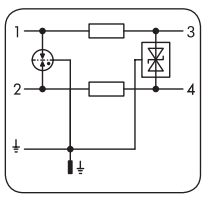

792-805 1
5 VDC, MDHF5,
for network applications



End and intermediate plate,
1 mm thick
gray **859-525** 100 (4x25)



Push-in type jumper bars,
light gray, insulated, I_N 18 A
2-way **859-402** 200 (8x25)
3-way **859-403** 200 (8x25)
4-way **859-404** 200 (8x25)
5-way **859-405** 200 (8x25)
:
10-way **859-410** 100 (4x25)

Item no. suffix for colored push-in type jumper bars:
yellow **. . ./000-029**
blue **. . ./000-006**



Test pin, 1 mm Ø,
with solder connection for test cable
859-500 1



Marking pen,
for permanent marking
210-110 1



Miniature WSB Quick marking cards,
10 strips with 10 markers each, white with black printing

Marking:			
plain		**248-501**	5
1 ... 10	(10x)	**248-502**	5
11 ... 20	(10x)	**248-503**	5
21 ... 30	(10x)	**248-504**	5
31 ... 40	(10x)	**248-505**	5
41 ... 50	(10x)	**248-506**	5
1 ... 50	(2x)	**248-566**	5
K 1 ... K 10	(10x)	**248-450**	5
K 11 ... K 20	(10x)	**248-451**	5
K 100	(10x)	**248-452**	5
U 1 ... U 10	(10x)	**248-453**	5
U 11 ... U 20	(10x)	**248-454**	5
U 100	(10x)	**248-455**	5



Screwless end stop,
6 mm wide
249-116 100 (4x25)
10 mm wide
249-117 50 (2x25)



Adjustable height group marker carriers,
for 249-116 and 249-117 end stops

for 1 marker card
❶ **249-119** 50 (2x25)

for 2 WSB Quick markers or 1 x continuous marking strip
❷ **249-118** 100 (4x25)



Operating tool with partially insulated shaft, type 2,
(3.5 x 0.5) mm blade
210-720 1