TOPJOB®S Rail-Mounted Terminal Blocks 2000, 2001, 2002, 2004, 2006, 2010 and 2016 Series

Conductor termination/removal



Push-in termination: Solid conductors with cross sections from either one size above, or up to two sizes below, the rated cross section can be pushed in directly – without tools.



With screwdriver: The operation of the clamp remains the same for unprepared fine-stranded conductors or small cross sections that don't allow push-in termination.

Like the original CAGE CLAMP®, a screwdriver is used for conductor removal with CAGE CLAMP®S.

Testing



Testing of TOPJOB®S rail-mounted terminal blocks using test plug adapter or testing tap

Commoning



Twin integrated, spring-loaded jumper system allows use of comb-style jumper bars, test plugs and connectors.

Jumper bars rated at 800V (ex works).



Commoning



Jumper contacts that are not required can be broken off and removed, the upper-side of the jumper can then be marked accordingly. Applies to 2001, 2002 and 2004 Series.

Marking



A thermal transfer printer and WAGO "smartDESIGNER" software generate the marking.



TOPJOB®S offers three marking positions for WMB markers, miniature WSB markers or a full-length marking strip.

Pre-assembled connectors



Pre-assembled connectors with CAGE CLAMP®S connection provide an additional connection option.

CAGE CLAMP®S clamps the following copper conductors:



solid | stranded | fine-stranded | tip bonded | with ferrule | with pin terminal

Strip length, see packaging or instructions.

TOPJOB®S
Rail-Mounted Terminal Blocks 1.0 (1.5) mm²
2000 Series

CAGE CLAMP®S

0.14 - 1.0 (1.5) mm² ❶	AWG 24 - 16
800 V/6 kV/3	600 V, 10 A
I_N 13.5 A (18 A)	600 V, 10 A

Terminal block width 3.5 mm / 0.138 in
9 - 11 mm / 0.39 in
❷ Approvals

❶ Conductor sizes: 0.14 – 1.5 mm² "s + f-st";
Push-in conductor sizes: 0.5 – 1.5 mm² "s" and 0.5 – 1 mm² "insulated ferrule, 12 mm"



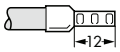

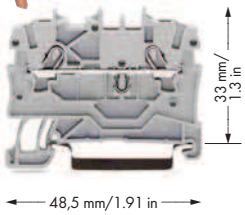



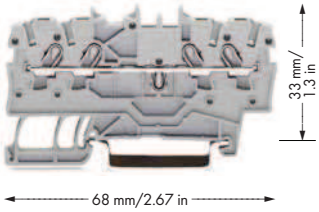

Color	Item No.	Pack. Unit
2-conductor through terminal block		
gray	**2000-1201**	100
blue	**2000-1204**	100
orange	**2000-1202**	100
red	**2000-1203**	100
black	**2000-1205**	100
yellow	**2000-1206**	100
2-conductor ground terminal block		
green-yellow	**2000-1207**	100

Color	Item No.	Pack. Unit
3-conductor through terminal block		
gray	**2000-1301**	100
blue	**2000-1304**	100
orange	**2000-1302**	100
red	**2000-1303**	100
black	**2000-1305**	100
yellow	**2000-1306**	100
3-conductor ground terminal block		
green-yellow	**2000-1307**	100

Color	Item No.	Pack. Unit
4-conductor through terminal block		
gray	**2000-1401**	100
blue	**2000-1404**	100
orange	**2000-1402**	100
red	**2000-1403**	100
black	**2000-1405**	100
yellow	**2000-1406**	100
4-conductor ground terminal block		
green-yellow	**2000-1407**	100

Item-Specific Accessories

End and intermediate plate, 0.7 mm thick



orange **2000-1292** 100 (4x25)
gray **2000-1291** 100 (4x25)

End and intermediate plate, 0.7 mm thick



orange **2000-1392** 100 (4x25)
gray **2000-1391** 100 (4x25)

End and intermediate plate, 0.7 mm thick



orange **2000-1492** 100 (4x25)
gray **2000-1491** 100 (4x25)

2000 Series Accessories

Appropriate marking systems: **WMB/Marking Strips**

Push-in type jumper bar, insulated, I_N 14 A, light gray



2-way **2000-402** 200 (8x25)
3-way **2000-403** 200 (8x25)
4-way **2000-404** 200 (8x25)
5-way **2000-405** 100 (4x25)
: :
10-way **2000-410** 100 (4x25)

Push-in type jumper bar, insulated, I_N 14 A, light gray



1 - 3 **2000-433** 200 (8x25)
1 - 4 **2000-434** 200 (8x25)
1 - 5 **2000-435** 100 (4x25)
: :
1 - 10 **2000-440** 100 (4x25)

Star point jumper, insulated,



I_N = I_N terminal block, light gray
1–3–5 **2000-405/011-000**
100 (4x25)

Protective warning marker, with high-voltage symbol,
for 5 terminal blocks



yellow **2000-115** 100 (4x25)

WMB Multi marking system,

10 strips with 10 markers per card
for 3.5 mm terminal block width,
plain **793-3501** 50 (10x5)

Marking strips, plain



11 mm wide,
50m roll
white **2009-110** 1

Operating tool with partially insulated shaft,



type 1, (2.5 x 0.4) mm blade
210-719 1

Suitable for Ex i applications

Test plug adapter, for test plug 4 mm Ø



gray **2009-174** 100 (4x25)

Insulated ferrules, extra long,
for TOPJOB®S terminal blocks
see page 195



Testing tap, for max. 2.5 mm²/AWG 14



gray **2009-182** 100 (4x25)

❷ Approvals are available online at: www.wago.com.

For technical explanations and abbreviations, see technical section.

WAGO®

TOPJOB®S
Through/Ground Conductor and Ex Terminal Blocks 1.5 (2.5) mm²
2001 Series

0.25 - 1.5 (2.5) mm² ❶ | **AWG 22 - 14**
800 V/8 kV/3 | **600 V, 10 A**
I_N 18 A (24 A) | **600 V, 10 A**
Terminal block width 4.2 mm / 0.165 in
9 – 11 mm / 0.39 in
❷ Approvals

0.25 - 1.5 (2.5) mm² ❶ | **AWG 22 - 14**
800 V/8 kV/3 | **600 V, 10 A**
I_N 18 A (24 A) | **600 V, 10 A**
Terminal block width 4.2 mm / 0.165 in
9 – 11 mm / 0.39 in
❷ Approvals

0.25 - 1.5 (2.5) mm² ❶ | **AWG 22 - 14**
800 V/8 kV/3 | **600 V, 10 A**
I_N 18 A (24 A) | **600 V, 10 A**
Terminal block width 4.2 mm / 0.165 in
9 – 11 mm / 0.39 in
❷ Approvals



❶ Conductor sizes: 0.25 – 2.5 mm² "s + f-st";
Push-in conductor sizes: 0.5 – 2.5 mm² "s" and
0.75 – 1.5 mm² "insulated ferrule, 12 mm"









Color	Item No.	Pack. Unit
2-conductor through terminal block		
gray Ex	**2001-1201**	100
blue Ex	**2001-1204**	100
orange Ex	**2001-1202**	100
red Ex	**2001-1203**	100
black Ex	**2001-1205**	100
yellow Ex	**2001-1206**	100
2-conductor ground terminal block		
green-yellow Ex	**2001-1207**	100
Other terminal blocks with the same profile:		
Diode	**2001-1211/1000-411**	Volume 1

Color	Item No.	Pack. Unit
3-conductor through terminal block		
gray Ex	**2001-1301**	100
blue Ex	**2001-1304**	100
orange Ex	**2001-1302**	100
red Ex	**2001-1303**	100
black Ex	**2001-1305**	100
yellow Ex	**2001-1306**	100
3-conductor ground terminal block		
green-yellow Ex	**2001-1307**	100
Other terminal blocks with the same profile:		
Diode	**2001-1311/1000-411**	Volume 1
LED	**2001-1321/1000-434**	Volume 1

Color	Item No.	Pack. Unit
4-conductor through terminal block		
gray Ex	**2001-1401**	100
blue Ex	**2001-1404**	100
orange Ex	**2001-1402**	100
red Ex	**2001-1403**	100
black Ex	**2001-1405**	100
yellow Ex	**2001-1406**	100
4-conductor ground terminal block		
green-yellow Ex	**2001-1407**	100
Other terminal blocks with the same profile:		
Diode	**2001-1411/1000-411**	Volume 1
Diode	**2001-1411/1000-434**	Volume 1
Double-potential	**2001-1441**	Volume 1

Item-Specific Accessories

Separator for Ex e/Ex i applications, see page 30

End and intermediate plate, 0.8 mm thick



orange **2002-1292** 100 (4x25)
gray **2002-1291** 100 (4x25)

End and intermediate plate, 0.8 mm thick



orange **2002-1392** 100 (4x25)
gray **2002-1391** 100 (4x25)

End and intermediate plate, 0.8 mm thick



orange **2002-1492** 100 (4x25)
gray **2002-1491** 100 (4x25)

Separator, oversized, 0.8 mm thick



orange **2002-1294** 100 (4x25)
gray **2002-1293** 100 (4x25)

Separator, oversized, 0.8 mm thick



orange **2002-1394** 100 (4x25)
gray **2002-1393** 100 (4x25)

Separator, oversized, 0.8 mm thick



orange **2002-1494** 100 (4x25)
gray **2002-1493** 100 (4x25)

2001 Series Accessories

Appropriate marking systems: **WMB/Marking Strips**

Push-in type jumper bar, insulated, I_N 18 A, light gray



2-way **2001-402** 200 (8x25)
3-way **2001-403** 200 (8x25)
4-way **2001-404** 200 (8x25)
: :
10-way **2001-410** 100 (4x25)

Push-in type jumper bar, insulated, I_N 18 A, light gray



1 - 3 **2001-433** 200 (8x25)
1 - 4 **2001-434** 200 (8x25)
1 - 5 **2001-435** 100 (4x25)
: :
1 - 10 **2001-440** 100 (4x25)

Push-in type wire jumper, insulated, I_N 16 A,
wire size 1.5 mm²/AWG 16



60 mm **2009-412** 100 (10x10)
110 mm **2009-414** 100 (10x10)
250 mm **2009-416** 100 (10x10)

Insulation stop,



5 pcs/strip,
0.25 – 0.5 mm²
light gray **2001-171** 200 (8x25)

Protective warning marker, with high-voltage symbol,
for 5 terminal blocks



yellow **2001-115** 100 (4x25)

TOPJOB®S connector, modular,
for jumper contact slot



gray **2001-511** 100 (4x25)

Spacer module
gray **2001-549** 100 (4x25)

WMB Multi marking system,

10 strips with 10 markers per card,
stretchable 4 – 4.2 mm
plain **793-4501** 5

Suitable for Ex i applications
Suitable for Ex e II applications
550 V, 17 A

Operating tool with partially insulated shaft,



type 1, (2.5 x 0.4) mm blade
210-719 1

Marking strip, plain,



11 mm wide,
50m roll
white **2009-110** 1

Insulated ferrules, extra long,



for TOPJOB®S terminal blocks
see page 195

❷ Approvals are available online at: www.wago.com.

For technical explanations and abbreviations, see technical section.

TOPJOB®S
Through/Ground Conductor and Ex Terminal Blocks 2.5 (4) mm²
2002 Series

CAGE CLAMP®S

0.25 - 2.5 (4) mm² ❶ 800 V/8 kV/3 I_N 24 A (32 A) AWG 22 - 12 600 V, 20 A 600 V, 20 A Terminal block width 5.2 mm / 0.205 in 10 - 12 mm / 0.43 in. ❷ Approvals	0.25 - 2.5 (4) mm² ❶ 800 V/8 kV/3 I_N 24 A (32 A) AWG 22 - 12 600 V, 20 A 600 V, 20 A Terminal block width 5.2 mm / 0.205 in 10 - 12 mm / 0.43 in. ❷ Approvals	0.25 - 2.5 (4) mm² ❶ 800 V/8 kV/3 I_N 24 A (32 A) AWG 22 - 12 600 V, 20 A 600 V, 20 A Terminal block width 5.2 mm / 0.205 in 10 - 12 mm / 0.43 in. ❷ Approvals

❶ Conductor sizes: 0.25 – 4 mm² "s + f-st";
Push-in conductor sizes: 0.75 – 4 mm² "s" and
0.75 – 2.5 mm² "insulated ferrule, 12 mm"

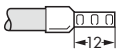







Color	Item No.	Pack. Unit
2-conductor through terminal block		
gray (Ex)	**2002-1201**	100
blue (Ex)	**2002-1204**	100
orange (Ex)	**2002-1202**	100
red (Ex)	**2002-1203**	100
black (Ex)	**2002-1205**	100
yellow (Ex)	**2002-1206**	100
2-conductor ground terminal block		
green-yellow (Ex)	**2002-1207**	100
Other terminal blocks with the same profile:		
Diode	**2002-1211/1000-411**	Page 42

Color	Item No.	Pack. Unit
3-conductor through terminal block		
gray (Ex)	**2002-1301**	100
blue (Ex)	**2002-1304**	100
orange (Ex)	**2002-1302**	100
red (Ex)	**2002-1303**	100
black (Ex)	**2002-1305**	100
yellow (Ex)	**2002-1306**	100
3-conductor ground terminal block		
green-yellow (Ex)	**2002-1307**	100
Other terminal blocks with the same profile:		
Diode	**2002-1311/1000-411**	Page 42
LED	**2002-1321/1000-434**	Page 42

Color	Item No.	Pack. Unit
4-conductor through terminal block		
gray (Ex)	**2002-1401**	100
blue (Ex)	**2002-1404**	100
orange (Ex)	**2002-1402**	100
red (Ex)	**2002-1403**	100
black (Ex)	**2002-1405**	100
yellow (Ex)	**2002-1406**	100
4-conductor ground terminal block		
green-yellow (Ex)	**2002-1407**	100
Other terminal blocks with the same profile:		
Diode	**2002-1411/1000-411**	Page 42
Diode	**2002-1411/1000-434**	Page 42
Double-potential	**2002-1441**	Volume 1

Item-Specific Accessories

Separator for Ex e/Ex i applications, see page 30

End and intermediate plate, 0.8 mm thick



orange	**2002-1292**	100 (4x25)
gray	**2002-1291**	100 (4x25)

End and intermediate plate, 0.8 mm thick



orange	**2002-1392**	100 (4x25)
gray	**2002-1391**	100 (4x25)

End and intermediate plate, 0.8 mm thick



orange	**2002-1492**	100 (4x25)
gray	**2002-1491**	100 (4x25)

Separator, oversized, 0.8 mm thick



orange	**2002-1294**	100 (4x25)
gray	**2002-1293**	100 (4x25)

Separator, oversized, 0.8 mm thick



orange	**2002-1394**	100 (4x25)
gray	**2002-1393**	100 (4x25)

Separator, oversized, 0.8 mm thick



orange	**2002-1494**	100 (4x25)
gray	**2002-1493**	100 (4x25)

2002 Series Accessories

Appropriate marking systems: **WMB/Marking Strips/WMB Inline/Mini-WSB**

Push-in type jumper bar, insulated, I_N 25 A, light gray



2-way	**2002-402**	200 (8x25)
3-way	**2002-403**	200 (8x25)
4-way	**2002-404**	200 (8x25)
:	:	
10-way	**2002-410**	100 (4x25)

Push-in type jumper bar, insulated, I_N 25 A, light gray



1 - 3	**2002-433**	200 (8x25)
1 - 4	**2002-434**	200 (8x25)
1 - 5	**2002-435**	100 (4x25)
:	:	
1 - 10	**2002-440**	100 (4x25)

Staggered jumper, insulated, I_N 25 A, light gray



2-way	**2002-472**	100 (4x25)
3-way	**2002-473**	100 (4x25)
4-way	**2002-474**	100 (4x25)
:	:	
12-way	**2002-482**	50 (2x25)

Insulation stop, 5 pcs/strip 200 strips



light gray	**2002-171**	0.25–0.5 mm²
dark gray	**2002-172**	0.75–1 mm²

Protective warning marker, with high-voltage symbol, for 5 terminal blocks



yellow	**2002-115**	100 (4x25)

TOPJOB®S connector, modular,



for jumper contact slot

gray	**2002-511**	100 (4x25)

Spacer module

gray	**2002-549**	100 (4x25)

WMB Multi marking system,

10 strips with 10 markers per card, stretchable 5 – 5.2 mm

plain	**793-5501**	5

Marking strip, plain,



11 mm wide, 50m roll

white	**2009-110**	1

- Suitable for Ex i applications
- (Ex) Suitable for Ex e II applications 550 V, 22 A

Operating tool with partially insulated shaft,



type 2, (3.5 x 0.5) mm blade

	210-720	1

Insulated ferrules, extra long,



for TOPJOB®S terminal blocks

see page 195

TOPJOB®S
Through/Ground and Ex Terminal Blocks 2.5 (4) mm², Angled Type
2002 Series

0.25 - 2.5 (4) mm² ❶ 800 V/8 kV/3 I_N 24 A (32 A)	AWG 22 - 12 600 V, 20 A 600 V, 20 A
Terminal block width 5.2 mm / 0.205 in 10 - 12 mm / 0.43 in.	
❷ Approvals	

0.25 - 2.5 (4) mm² ❶ 800 V/8 kV/3 I_N 24 A (32 A)	AWG 22 - 12 600 V, 20 A 600 V, 20 A
Terminal block width 5.2 mm / 0.205 in 10 - 12 mm / 0.43 in.	
❷ Approvals	

❶ Conductor sizes: 0.25 – 4 mm² "s + f-st";
Push-in conductor sizes: 0.75 – 4 mm² "s" and
0.75 – 2.5 mm² "insulated ferrule, 12 mm"



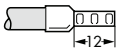

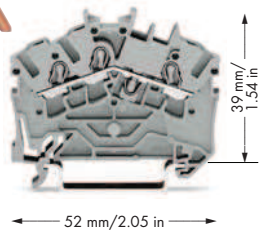

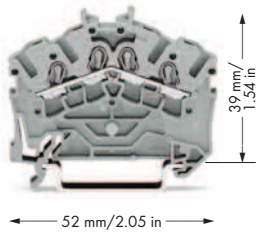

Color	Item No.	Pack. Unit
3-conductor through terminal block		
gray Ex	**2002-6301**	100
blue Ex	**2002-6304**	100
orange Ex	**2002-6302**	100
Additional colors pending		
3-conductor ground terminal block		
green-yellow Ex	**2002-6307**	100

Color	Item No.	Pack. Unit
4-conductor through terminal block		
gray Ex	**2002-6401**	100
blue Ex	**2002-6404**	100
orange Ex	**2002-6402**	100
Additional colors pending		
4-conductor ground terminal block		
green-yellow Ex	**2002-6407**	100

Notice: These terminal blocks cannot be commoned with push-in type jumper bars!

Item-Specific Accessories

End and intermediate plate, 0.8 mm thick



orange	**2002-6392**	100 (4x25)
gray	**2002-6391**	100 (4x25)

End and intermediate plate, 0.8 mm thick



orange	**2002-6392**	100 (4x25)
gray	**2002-6391**	100 (4x25)

2002 Series Accessories

Appropriate marking systems:
WMB/Marker Strips/WMB Inline/Mini-WSB

Push-in type jumper bar, insulated, I_N 25 A, light gray



2-way	**2002-402**	200 (8x25)
3-way	**2002-403**	200 (8x25)
4-way	**2002-404**	200 (8x25)
5-way	**2002-405**	100 (4x25)
:	:	
10-way	**2002-410**	100 (4x25)

Push-in type jumper bars, light gray, insulated, I_N 25 A



1 - 3	**2002-433**	200 (8x25)
1 - 4	**2002-434**	200 (8x25)
1 - 5	**2002-435**	100 (4x25)
:	:	
1 - 10	**2002-440**	100 (4x25)

Staggered jumper, insulated, I_N 25 A, light gray



2-way	**2002-472**	100 (4x25)
3-way	**2002-473**	100 (4x25)
4-way	**2002-474**	100 (4x25)
5-way	**2002-475**	50 (2x25)
:	:	
12-way	**2002-482**	50 (2x25)

TOPJOB®S connector, modular,



for jumper contact slot		
gray	**2002-511**	100 (4x25)

Spacer module

gray	**2002-549**	100 (4x25)

Operating tool with partially insulated shaft,



type 2, (3.5 x 0.5) mm blade		
	210-720	1

Insulated ferrules, extra long,



for TOPJOB®S terminal blocks,
see page 195

Insulation stop, 5 pcs/strip 200 strips



light gray	**2002-171**	0.25–0.5 mm²
dark gray	**2002-172**	0.75–1 mm²

Protective warning marker, with high-voltage symbol,



for 5 terminal blocks		
yellow	**2002-115**	100 (4x25)

Test plug adapter, for test plug 4 mm Ø



gray	**2009-174**	100 (4x25)
Testing tap, for max. 2.5 mm²/AWG 14		
gray	**2009-182**	100 (4x25)

Banana plugs, only for safety extra-low voltage (42 V)



black	**215-311**	50
red	**215-212**	50
blue	**215-711**	50

Suitable for Ex i applications
Suitable for Ex e II applications
550 V, 22 A



3- and 4-conductor terminal blocks

The TOPJOB®S rail-mounted terminal blocks have a 35-degree conductor entry angle permitting a very small bend radius and an extremely short wiring distance to the cable duct. For applications in switchgear and control cabinets using the LSC wiring system from Lütze, e.g., these terminal blocks are a space- and cost-saving solution. This allows the cable duct to be placed very close to the terminal blocks, keeping its height relatively low.

Product features:

- CAGE CLAMP®S connection for all conductor types, with the additional benefit of solid and ferruled conductors being simply pushed in
- Vibration-proof, fast, maintenance-free terminations
- 3-conductor through and ground conductor terminal blocks equipped with a dual jumper slot
- 4-conductor terminal blocks permit potential multiplication – no additional jumpers or terminal blocks needed
- 3- and 4-conductor terminal blocks have **the same dimensions**

An end plate must be applied when changing from a 3-conductor terminal block to a 4-conductor terminal block and vice versa.

❷ Approvals are available online at: www.wago.com.

For technical explanations and abbreviations, see technical section.

TOPJOB®S
Through/Ground Conductor and Ex Terminal Blocks 4 (6) mm²
2004 Series

CAGE CLAMP®S

0.5 - 4 (6) mm² ❶	AWG 20 - 10
800 V/8 kV/3	600 V, 30 A
I_N 32 A (41 A)	600 V, 30 A

Terminal block width 6.2 mm / 0.244 in
11 - 13 mm / 0.47 in
❷ Approvals

0.5 - 4 (6) mm² ❶ | AWG 20 - 10
800 V/8 kV/3 | 600 V, 30 A
I_N 32 A (41 A) | 600 V, 30 A
Terminal block width 6.2 mm / 0.244 in
11 - 13 mm / 0.47 in
❷ Approvals

0.5 - 4 (6) mm² ❶ | AWG 20 - 10
800 V/8 kV/3 | 600 V, 30 A
I_N 32 A (41 A) | 600 V, 30 A
Terminal block width 6.2 mm / 0.244 in
11 - 13 mm / 0.47 in
❷ Approvals



❶ Conductor sizes: 0.5 – 6 mm² "s + f-st";
Push-in conductor sizes: 1 – 6 mm² "s" and
0.75 – 4 mm² "insulated ferrule, 12 mm"

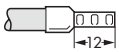







Color	Item No.	Pack. Unit
2-conductor through terminal block		
gray Ex	**2004-1201**	100
blue Ex	**2004-1204**	100
orange Ex	**2004-1202**	100
red Ex	**2004-1203**	100
black Ex	**2004-1205**	100
yellow Ex	**2004-1206**	100
2-conductor ground terminal block		
green-yellow Ex	**2004-1207**	100

Color	Item No.	Pack. Unit
3-conductor through terminal block		
gray Ex	**2004-1301**	100
blue Ex	**2004-1304**	100
orange Ex	**2004-1302**	100
red Ex	**2004-1303**	100
black Ex	**2004-1305**	100
yellow Ex	**2004-1306**	100
3-conductor ground terminal block		
green-yellow Ex	**2004-1307**	100

Color	Item No.	Pack. Unit
4-conductor through terminal block		
gray Ex	**2004-1401**	100
blue Ex	**2004-1404**	100
orange Ex	**2004-1402**	100
red Ex	**2004-1403**	100
black Ex	**2004-1405**	100
yellow Ex	**2004-1406**	100
4-conductor ground terminal block		
green-yellow Ex	**2004-1407**	100

Item-Specific Accessories

Separator for Ex e/Ex i applications, see page 30

End and intermediate plate, 1 mm thick



orange	**2004-1292**	100 (4x25)
gray	**2004-1291**	100 (4x25)

End and intermediate plate, 1 mm thick



orange	**2004-1392**	100 (4x25)
gray	**2004-1391**	100 (4x25)

End and intermediate plate, 1 mm thick



orange	**2004-1492**	100 (4x25)
gray	**2004-1491**	100 (4x25)

Separator, oversized, 0.8 mm thick



orange	**2004-1294**	100 (4x25)
gray	**2004-1293**	100 (4x25)

Separator, oversized, 0.8 mm thick



orange	**2004-1394**	100 (4x25)
gray	**2004-1393**	100 (4x25)

Separator, oversized, 0.8 mm thick



orange	**2004-1494**	100 (4x25)
gray	**2004-1493**	100 (4x25)

2004 Series Accessories

Appropriate marking systems: **WMB/Marking strips/Mini-WSB**

Push-in type jumper bar, insulated, I_N 32 A, light gray



2-way	**2004-402**	200 (8x25)
3-way	**2004-403**	200 (8x25)
4-way	**2004-404**	100 (4x25)
:	:	
10-way	**2004-410**	100 (4x25)

Push-in type jumper bar, insulated, I_N 32 A, light gray



1 - 3	**2004-433**	200 (8x25)
1 - 4	**2004-434**	200 (8x25)
1 - 5	**2004-435**	100 (4x25)
:	:	
1 - 10	**2004-440**	100 (4x25)

Star point jumper, insulated,



I_N = I_N terminal block, light gray
1–3–5 **2004-405/011-000** 100 (4x25)

Step-down jumper, insulated,



I_N 32 A
light gray **2006-499** 50 (2x25)

Insulation stop, 5 pcs/strip 200 strips



light gray	**2004-171**	0.25–0.5 mm²
dark gray	**2004-172**	0.75–1 mm²

Protective warning marker, with high-voltage symbol, for 5 terminal blocks



yellow **2004-115** 100 (4x25)

TOPJOB®S connector, modular,



for jumper contact slot
gray **2004-511** 100 (4x25)

Spacer module

gray **2004-549** 100 (4x25)

WMB Multi marking system,

10 strips with 10 markers per card, stretchable 5 – 5.2 mm
plain **793-5501** 5

Marking strip, plain,



11 mm wide,
50m roll
white **2009-110** 1

Suitable for Ex i applications
Ex Suitable for Ex e II applications
550 V, 30 A

Operating tool with partially insulated shaft,



type 2, (3.5 x 0.5) mm blade
210-720 1

Insulated ferrules, extra long,



for TOPJOB®S terminal blocks
see page 195