

The busbar carrier integrated into the N-disconnect terminal block of the supply terminal blocks for distribution boxes makes any separate busbar carrier unnecessary, saving space and costs.



Removing the separator plate from the busbar carrier.



Inserting the separator plate to protect the N-busbar against accidental contact.



The optional busbar transparent cover (777-303) protects the busbar against accidental contact and makes it easy to see which terminal blocks are connected to the busbar.



The compact busbar carrier, which is placed every 200 mm/7.87 in, provides additional busbar support for longer assemblies.



Perforations make it possible to fit the carrier to all TOPJOB®S installation terminal blocks using a single part.



Conductor entries on multilevel installation terminal blocks are color marked, providing a clear arrangement of the terminals.

TOPJOB®S
Multilevel Installation Terminal Blocks 2.5 (4) mm²
2003 Series

0.25 - 2.5 (4) mm² ❶ | **AWG 22 - 12** **250 V/4 kV/3; 32 A (32 A) ❷ ❸** **400 V/6 kV/3; 32 A (32 A) ❷ ❹** **Terminal block width 5.2 mm / 0.205 in** **10 - 12 mm / 0.43 in ❺**	**0.25 - 2.5 (4) mm² ❶** | **AWG 22 - 12** **400 V/6 kV/3 ❷** **I_N 32 A** **Terminal block width 5.2 mm / 0.205 in** **10 - 12 mm / 0.43 in ❺**



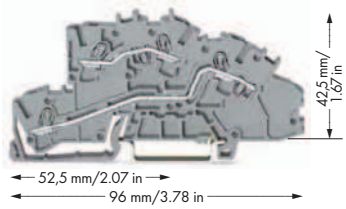

	Item No.	Pack. Unit
Multilevel installation terminal block,		
with N-disconnect slide link, gray		
◯ NT/L/PE	**2003-7641**	50

	Item No.	Pack. Unit
Multilevel installation terminal block,		
gray		
◯ L/L	**2003-7642**	50
◯ N/L	**2003-7649**	50



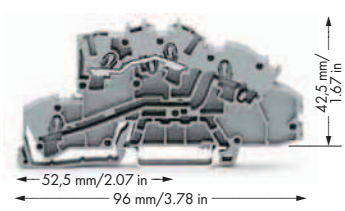

	Item No.	Pack. Unit
Multilevel installation terminal block,		
with N-disconnect slide link, gray		
◯ NT/L	**2003-7640**	50
◯ LT/L	**2003-7659**	50
Multilevel installation terminal block,		
gray		
◯ N/L/PE	**2003-7646**	50
◯ L/L/PE	**2003-7645**	50

	Item No.	Pack. Unit
Multilevel installation terminal block,		
gray		
◯ L	**2003-7650**	50
◯ N	**2003-7651**	50

2003 Series Accessories

Appropriate marking systems: WMB/Marking strips
(see Section 13)

Busbar carrier,
not suitable as end stop,
for DIN 35 rail,
1.5 mm thick
blue **2009-304** 100 (4x25)

Busbar carrier,
can replace end bracket, with detachable
separator plate,
for DIN 35 rail,
7.5 mm thick
blue **2009-305** 25

End and intermediate plate, 0.8 mm thick
orange **2003-7692** 100 (4x25)

Cover for N-busbar,
transparent,
1000 mm long
777-303 1

Accessories

Straight busbar, Cu with tin plating,
10 x 3 mm,
1000 mm long
I_N 140 A **210-133** 1

N-supply terminal block, I_N 76 A,
16 mm²,
12 mm wide
blue **2016-7714** 20

green-yellow **2016-7607** 20

Connector,
for N-busbar,
with blue cover,
2.5 - 16 mm²
blue **210-281** 100 (2x50)

Connector,
for N-busbar,
2.5 - 35 mm²
unplated **209-105** 50

Lock-out, snap-on type,
prevents reclosing of slide link
orange **2003-7300** 100 (4x25)

Insulation stop,
5 pcs/strip,
0.25 - 0.5 mm²
light gray **2002-171** 200 (8x25)

Insulation stop,
5 pcs/strip,
0.75 - 1 mm²
dark gray **2002-172** 200 (8x25)

Test plug,
with 500 mm cable,
2 mm Ø
red **210-136** 50

Test plug,
with 500 mm cable,
2.3 mm Ø
yellow **210-137** 50

For list of approvals and user guide, see pages 634 to 637.

Accessories for Multilevel Installation Terminal Blocks

❶ Conductor sizes: 0.25 mm² – 4 mm² "s + f-st"; Push-in conductor sizes: 0.75 mm² – 4 mm² "s" and 0.75 mm² – 2.5 mm² "insulated ferrules, 12 mm"

❷ 250 V/
400 V = rated voltage
4 kV/
6 kV = rated surge voltage
3 = pollution degree
(also see Section 14)

❸ 250 V/4 kV potential-ground

❹ 400 V/6 kV potential-potential

❺ Strip length, see packaging or instructions.

❻ See application notes for:
Colored push-in type jumper bars, page 139
Star point jumper, page 140
Delta jumper, page 140
Staggered jumper, page 141
Adjacent jumper for continuous commoning, page 139
Push-in type wire jumper, page 140
TOPJOB®S connector, page 134
TOPJOB®S L-type test plug module, page 136

Accessories Multilevel Installation Terminal Block

Push-in type jumper bars and staggered jumpers, see 2002 Series

Push-in type jumper bar, insulated,			
❻	I_N 25 A,		
	light gray		
	2-way	**2002-402**	200 (8x25)
	3-way	**2002-403**	200 (8x25)
	4-way	**2002-404**	200 (8x25)
	5-way	**2002-405**	100 (4x25)
	6-way	**2002-406**	100 (4x25)
	7-way	**2002-407**	100 (4x25)
	8-way	**2002-408**	100 (4x25)
	9-way	**2002-409**	100 (4x25)
	10-way	**2002-410**	100 (4x25)
Push-in type jumper bar, insulated,			
	I_N 25 A,		
	light gray		
	from 1 to 3	**2002-433**	200 (8x25)
	from 1 to 4	**2002-434**	200 (8x25)
	from 1 to 5	**2002-435**	100 (4x25)
	from 1 to 6	**2002-436**	100 (4x25)
	from 1 to 7	**2002-437**	100 (4x25)
	from 1 to 8	**2002-438**	100 (4x25)
	from 1 to 9	**2002-439**	100 (4x25)
	from 1 to 10	**2002-440**	100 (4x25)
Push-in type wire jumper,			
❻	insulated,		
	I_N 16 A,		
	wire size 1.5 mm²		
	L = 60 mm	**2009-412**	100 (10x10)
	L = 110 mm	**2009-414**	100 (10x10)
	L = 250 mm	**2009-416**	100 (10x10)
Test plug adapter,			
	for test plug 4 mm Ø		
	gray	**2009-174**	100 (4x25)
Banana plug,			
	for socket 4 mm Ø,		
	color mixed		
		215-111	50
Testing tap,			
	for max. 2.5 mm²		
	gray	**2009-182**	100 (4x25)
Operating tool,			
	3.5 mm and 5.5 mm blade,		
	for TOPJOB®S installation terminal blocks		
		2009-310	50

Staggered jumper,			
❻	insulated,		
	I_N 25 A,		
	light gray		
	2-way	**2002-472**	100 (4x25)
	3-way	**2002-473**	100 (4x25)
	4-way	**2002-474**	100 (4x25)
	5-way	**2002-475**	50 (2x25)
	6-way	**2002-476**	50 (2x25)
	7-way	**2002-477**	50 (2x25)
	8-way	**2002-478**	50 (2x25)
	9-way	**2002-479**	50 (2x25)
	10-way	**2002-480**	50 (2x25)
	11-way	**2002-481**	50 (2x25)
	12-way	**2002-482**	50 (2x25)
Customized staggered jumper,			
	insulated,		
	I_N 25 A,		
	light gray		
	1-3	**2002-473/011-000**	
			100 (4x25)
	1-3-5	**2002-475/011-000**	
	1-3-5-7	**2002-477/011-000**	
	1-3-5-7-9	**2002-479/011-000**	
	1-3-5-7-9-11	**2002-481/011-000**	
			50 (2x25)
Adjacent jumper for continuous commoning,			
❻	insulated, I_N 25 A,		
	light gray		
	2-way	**2002-400**	100 (4x25)
WMB Multi marking system,			
	10 strips with 10 markers per card,		
	stretchable 5 - 5.2 mm		
	plain	**793-5501**	5
WMB Inline, plain,			
	stretchable 5 - 5.2 mm,		
	1,500 WMB markers, 5 mm, on roll		
	white	**2009-115**	1
Marking strip, plain,			
	11 mm wide,		
	50 m roll		
	white	**2009-110**	1
Operating tool,			
	3.5 mm and 2.5 mm blade,		
	for TOPJOB®S installation terminal blocks		
		2009-309	50



Commoning perfomed via new staggered jumper system in one single jumper slot. The 2003 Series multilevel installation terminal blocks are ideal for use in very confined spaces.

Staggered jumper removal
Insert the operating tool between the jumpers and lift up the jumper.
For additional application notes, see page 141.

Application note:

N-disconnect slide links, used in installation terminal blocks, consist of switch contacts that are opened and then closed again as part of the regular circuit testing. To guarantee a reliable connection, a corrosion-resistant contact area is required on the N-busbar.

Historically, uninsulated copper busbars, that have been cleaned/stripped of any possible corrosion prior to install, can be used in dry, pollution-free locations.

According to DIN VDE 0100-520 (VDE 0100 Part 520), installation equipment exposed to contamination or corrosive substances (e.g., water) that promote corrosion or deterioration, must be protected or be made of a corrosion- or wear- resistant material. In these cases, tinned copper busbars guarantee a reliable connection.

WAGO only offers tinned copper busbars.

TOPJOB®S
Multilevel Installation Terminal Blocks 4 (6) mm²
2005 Series

0.5 - 4 (6) mm² ❶ | AWG 20 - 10 250 V/4 kV/3; 36 A (36 A) ❷ ❸ 400 V/6 kV/3; 36 A (36 A) ❷ ❹ Terminal block width 6.2 mm / 0.244 in 11 - 13 mm / 0.47 in ❺	0.5 - 4 (6) mm² ❶ | AWG 20 - 10 400 V/6 kV/3 ❷ I_N 36 A Terminal block width 6.2 mm / 0.244 in 11 - 13 mm / 0.47 in ❺





	Item No.	Pack. Unit
Multilevel installation terminal block,		
with N-disconnect slide link, gray		
◯ NT/L/PE	**2005-7641**	50

	Item No.	Pack. Unit
Multilevel installation terminal block,		
gray		
◯ L/L	**2005-7642**	50
◯ N/L	**2005-7649**	50



	Item No.	Pack. Unit
Multilevel installation terminal block,		
gray		
◯ N/L/PE	**2005-7646**	50
Multilevel installation terminal block,		
gray		
◯ L/L/PE	**2005-7645**	50

2005 Series Accessories

Appropriate marking systems: WMB/Marking strips
(see Section 13)

End and intermediate plate, 1 mm thick



orange **2005-7692** 100 (4x25)

Straight busbar, Cu with tin plating,



10 x 3 mm,
1000 mm long
I_N 140 A **210-133** 1

Cover for N-busbar,



transparent,
1000 mm long
777-303 1

Busbar carrier,



not suitable as end stop,
for DIN 35 rail,
1.5 mm thick
blue **2009-304** 100 (4x25)

Busbar carrier,



can replace end bracket, with detachable
separator plate,
for DIN 35 rail,
7.5 mm thick
blue **2009-305** 25

Accessories

N-supply terminal block, I_N 76 A,



16 mm²,
12 mm wide
blue **2016-7714** 20



green-yellow **2016-7607** 20

Connector,



for N-busbar,
with blue cover,
2.5 - 16 mm²
blue **210-281** 100 (2x50)

Connector,



for N-busbar,
2.5 - 35 mm²
unplated **209-105** 50

Lock-out, snap-on type,



prevents reclosing of slide link
orange **2005-7300** 100 (4x25)

Insulation stop,



5 pcs/strip,
0.25 - 0.5 mm²
light gray **2004-171** 200 (8x25)

Insulation stop,



5 pcs/strip,
0.75 - 1 mm²
dark gray **2004-172** 200 (8x25)

Push-in type jumper bar, insulated,



I_N 32 A,
light gray

2-way	**2004-402**	200 (8x25)
3-way	**2004-403**	200 (8x25)
4-way	**2004-404**	100 (4x25)
5-way	**2004-405**	100 (4x25)
6-way	**2004-406**	100 (4x25)
7-way	**2004-407**	100 (4x25)
8-way	**2004-408**	100 (4x25)
9-way	**2004-409**	100 (4x25)
10-way	**2004-410**	100 (4x25)

For list of approvals and user guide, see pages 634 to 637.