# Rail-Mounted Terminal Blocks
# 279 to 285 Series

## Conductor termination/removal



Inserting conductor via screwdriver.



Removing conductor via screwdriver.

## Adjacent/Staggered/Step-down jumpers




Commoning with adjacent jumpers ❶ or with staggered jumpers ❷.
Commoning terminal blocks of different sizes – with step down jumpers ❸.

## Testing




❹ Test plug adapter fitted with CAGE CLAMP®
❺ Banana plug (4 mm Ø) via 209-170 test plug adapter



## Warning cover/Insulation stop




❻ Protective warning markers inserted into operating slots.
❼ Inserting insulation stop.

## Finger guard




❽ Touchproof cover protects unused conductor entries.
❾ Marking via WMB Multi markers.

## Marking



Marking via IP350 Plotter.

## 870 Series (see Full Line Catalog, Volume 1)



Rail-mounted terminal blocks equipped with CAGE CLAMP®.

**CAGE CLAMP®S clamps the following copper conductors:**



solid | stranded | fine-stranded | tip bonded | with ferrule | with pin terminal

Strip length, see packaging or instructions.

# Through/Ground Conductor/Shield and Ex Terminal Blocks
# 1.5 mm²
# 279 Series

CAGE CLAMP®

| 0.08 - 1.5 mm² | AWG 28 - 16 |
|---|---|
| 800 V/8 kV/3 | 600 V, 10 A |
| $I_N$ 18 A | 600 V, 10 A |

Terminal block width 4 mm / 0.157 in
8 - 9 mm / 0.33 in
❶ Approvals

0.08 - 1.5 mm² | AWG 28 - 16
800 V/8 kV/3 | 600 V, 10 A
$I_N$ 18 A | 600 V, 10 A
Terminal block width 4 mm / 0.157 in
8 - 9 mm / 0.33 in
❶ Approvals

0.08 - 1.5 mm² | AWG 28 - 16
800 V/8 kV/3 | 600 V, 10 A
$I_N$ 18 A | 600 V, 10 A
Terminal block width 4 mm / 0.157 in
8 - 9 mm / 0.33 in
❶ Approvals

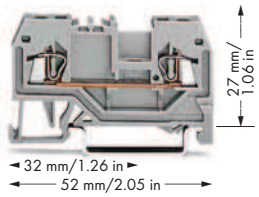


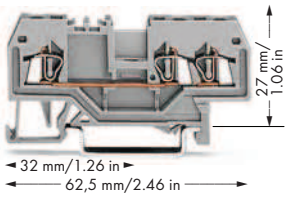


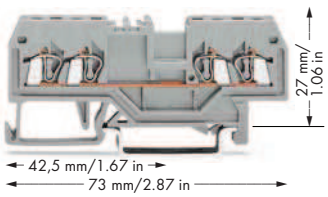


| Color | Item No. | Pack. Unit |
|---|---|---|
| **2-conductor through terminal block** | | |
| gray | **279-901** | 100 |
| blue | **279-904** | 100 |
| orange | **279-902** | 100 |
| red | **279-903** | 100 |
| black | **279-905** | 100 |
| yellow | **279-906** | 100 |
| light gray (Ex) | **279-992** | 100 |
| **2-conductor ground terminal block** | | |
| green-yellow | **279-907** | 100 |
| green-yellow (Ex) | **279-907/999-950** | 100 |
| **Other terminal blocks with the same profile:** | | |
| Diode | **279-915/. . .-. . .** | Volume 1 |

| Color | Item No. | Pack. Unit |
|---|---|---|
| **3-conductor through terminal block** | | |
| gray | **279-681** | 100 |
| blue | **279-684** | 100 |
| orange | **279-682** | 100 |
| red | **279-683** | 100 |
| black | **279-685** | 100 |
| yellow | **279-686** | 100 |
| light gray (Ex) | **279-993** | 100 |
| **3-conductor ground terminal block** | | |
| green-yellow | **279-687** | 100 |
| green-yellow (Ex) | **279-687/999-950** | 100 |
| **Other terminal blocks with the same profile:** | | |
| Diode | **279-673/. . .-. . .** | Volume 1 |
| LED | **279-674/. . .-. . .** | Volume 1 |

| Color | Item No. | Pack. Unit |
|---|---|---|
| **4-conductor through terminal block** | | |
| gray | **279-831** | 100 |
| blue | **279-834** | 100 |
| orange | **279-832** | 100 |
| red | **279-833** | 100 |
| black | **279-835** | 100 |
| yellow | **279-836** | 100 |
| light gray (Ex) | **279-994** | 100 |
| **4-conductor ground terminal block** | | |
| green-yellow | **279-837** | 100 |
| green-yellow (Ex) | **279-837/999-950** | 100 |
| **4-conductor shield terminal block** | | |
| white | **279-838** | 100 |
| **Other terminal blocks with the same profile:** | | |
| Double-potential | **279-826** | Volume 1 |
| Diode | **279-815/. . .-. . .** | Volume 1 |
| LED | **279-809/. . .-. . .** | Volume 1 |

## Item-Specific Accessories

(Separator for Ex e /Ex i applications, see page 30)

**End and intermediate plate,** 2 mm thick



| | | |
|---|---|---|
| orange | **279-328** | 100 (4x25) |
| gray | **279-325** | 100 (4x25) |
| light gray | **279-330** | 100 (4x25) |

**End and intermediate plate,** 2 mm thick



| | | |
|---|---|---|
| orange | **279-339** | 100 (4x25) |
| gray | **279-308** | 100 (4x25) |
| light gray | **279-341** | 100 (4x25) |

**End and intermediate plate,** 2 mm thick



| | | |
|---|---|---|
| orange | **279-346** | 100 (4x25) |
| gray | **279-344** | 100 (4x25) |
| light gray | **279-348** | 100 (4x25) |

**Separator,** oversized, 2 mm thick



| | | |
|---|---|---|
| orange | **279-329** | 100 (4x25) |
| gray | **279-326** | 100 (4x25) |
| light gray | **279-331** | 100 (4x25) |

**Separator,** oversized, 2 mm thick



| | | |
|---|---|---|
| orange | **279-340** | 100 (4x25) |
| gray | **279-309** | 100 (4x25) |
| light gray | **279-342** | 100 (4x25) |

**Separator,** oversized, 2 mm thick



| | | |
|---|---|---|
| orange | **279-347** | 100 (4x25) |
| gray | **279-345** | 100 (4x25) |
| light gray | **279-349** | 100 (4x25) |

## 279 Series Accessories

Appropriate marking system: **WMB**

**Adjacent jumper,** insulated, $I_N$ 15 A



| | | |
|---|---|---|
| gray | **279-402** | 200 (8x25) |
| yellow-green | **279-422** | 200 (8x25) |

**Alternate comb-style jumper bar,** insulated,
$I_N$ = $I_N$ terminal block



| | | |
|---|---|---|
| 2-way | **279-492** | 200 (8x25) |

**Protective warning marker,** with high-voltage symbol, for 5 terminal blocks



| | | |
|---|---|---|
| yellow | **279-415** | 100 (4x25) |

**Alternate jumper,** insulated, $I_N$ 15 A



| | | |
|---|---|---|
| gray | **279-409** | 100 (4x25) |

**Operating tool,** insulated



| | | |
|---|---|---|
| 2-way | **279-432** | 1 |
| 3-way | **279-433** | 1 |
| 10-way | **279-440** | 1 |

**Screwless end stop,**



| | | |
|---|---|---|
| 6 mm wide | **249-116** | 100 (4x25) |
| 10 mm wide | **249-117** | 50 (2x25) |

**Push-in type wire jumper,** insulated, $I_N$ 9 A



| | | |
|---|---|---|
| 60 mm | **249-125** | 10 |
| 110 mm | **249-126** | 10 |
| 250 mm | **249-127** | 10 |

**Insulation stop,** 5 pcs/strip — 200 strips



**Test plug adapter,** for terminal blocks 1.5–4 mm² (AWG 16–12), 5 mm wide



| | | |
|---|---|---|
| | **280-404** | 100 (4x25) |

for 210-137 test plug

**Comb-style jumper bar,** insulated, $I_N$ = $I_N$ terminal block



| | | |
|---|---|---|
| 2-way | **279-482** | 200 (8x25) |
| 3-way | **279-483** | 200 (8x25) |
| 10-way | **279-490** | 50 (2x25) |

| | | |
|---|---|---|
| white | **279-470** | 0.08–0.2 mm² (AWG 28–24) |
| dark gray | **279-471** | 0.25 mm² (AWG 22) |

**Test plug adapter,** for terminal blocks 1.5–10 mm² (AWG 16–8), 8 mm wide



| | | |
|---|---|---|
| | **209-170** | 50 (2x25) |

for test plug 4 mm Ø

**Operating tool with partially insulated shaft,**



type 1, (2.5 x 0.4) mm blade — **210-719** 1

Suitable for Ex i applications
(Ex) Suitable for Ex e II applications
0.2 – 1.5 mm² AWG 24 – 16
550 V, 15 A

**Banana plugs,** only for safety extra-low voltage (42 V)



| | | |
|---|---|---|
| black | **215-311** | 50 |
| red | **215-212** | 50 |
| blue | **215-711** | 50 |

❶ Approvals are available online at: www.wago.com.

For technical explanations and abbreviations, see technical section.

WAGO®

# Through/Ground Conductor/Shield and Ex Terminal Blocks 2.5 mm²
## 280 Series

| 0.08 - 2.5 mm² | AWG 28 - 12* |
|---|---|
| 800 V/8 kV/3 | 600 V, 20 A |
| $I_N$ 24 A | 600 V, 20 A |

Terminal block width 5 mm / 0.197 in
8 - 9 mm / 0.33 in
❶ Approvals

| 0.08 - 2.5 mm² | AWG 28 - 12* |
|---|---|
| 800 V/8 kV/3 | 600 V, 20 A |
| $I_N$ 24 A | 600 V, 10 A |

Terminal block width 5 mm / 0.197 in
8 - 9 mm / 0.33 in
❶ Approvals

| 0.08 - 2.5 mm² | AWG 28 - 12* |
|---|---|
| 800 V/8 kV/3 | 600 V, 20 A |
| $I_N$ 20 A | 600 V, 10 A |

Terminal block width 5 mm / 0.197 in
8 - 9 mm / 0.33 in
❶ Approvals

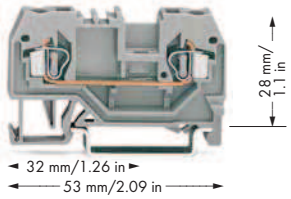


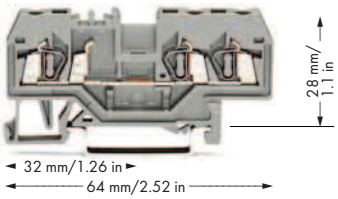


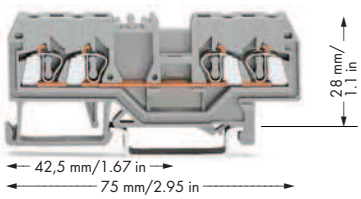


| Color | Item No. | Pack. Unit |
|---|---|---|
| **2-conductor through terminal block** | | |
| gray | **280-901** | 100 |
| blue | **280-904** | 100 |
| orange | **280-902** | 100 |
| red | **280-903** | 100 |
| black | **280-905** | 100 |
| yellow | **280-906** | 100 |
| light gray Ex | **280-992** | 100 |
| **2-conductor ground terminal block** | | |
| green-yellow | **280-907** | 100 |
| green-yellow Ex | **280-907/999-950** | 100 |
| **Other terminal blocks with the same profile:** | | |
| Diode | **280-915/. . .-. . .** | Volume 1 |
| Disconnect | **280-912** | Page 67 |
| Carrier | **280-916** | Volume 1 |

| Color | Item No. | Pack. Unit |
|---|---|---|
| **3-conductor through terminal block** | | |
| gray | **280-681** | 100 |
| blue | **280-684** | 100 |
| orange | **280-650** | 100 |
| red | **280-653** | 100 |
| black | **280-671** | 100 |
| yellow | **280-672** | 100 |
| light gray Ex | **280-993** | 100 |
| **3-conductor ground terminal block** | | |
| green-yellow | **280-687** | 100 |
| green-yellow Ex | **280-687/999-950** | 100 |
| **Other terminal blocks with the same profile:** | | |
| Diode | **280-673/. . .-. . .** | Volume 1 |
| Disconnect | **280-683** | Page 67 |
| Carrier | **280-610** | Volume 1 |

| Color | Item No. | Pack. Unit |
|---|---|---|
| **4-conductor through terminal block** | | |
| gray | **280-833** | 100 |
| blue | **280-834** | 100 |
| orange | **280-835** | 100 |
| red | **280-830** | 100 |
| black | **280-831** | 100 |
| yellow | **280-832** | 100 |
| light gray Ex | **280-994** | 100 |
| **4-conductor ground terminal block** | | |
| green-yellow | **280-837** | 100 |
| green-yellow Ex | **280-837/999-950** | 100 |
| **4-conductor shield terminal block** | | |
| white | **280-838** | 100 |
| **Other terminal blocks with the same profile:** | | |
| Double-potential | **280-826** | Volume 1 |
| LED | **280-809/. . .-. . .** | Volume 1 |
| Carrier | **280-816** | Volume 1 |

## Item-Specific Accessories

(Separator for Ex e/Ex i applications, see page 30)

**End and intermediate plate,** 2.5 mm thick



| | | |
|---|---|---|
| orange | **280-309** | 100 (4x25) |
| gray | **280-308** | 100 (4x25) |
| light gray | **280-356** | 100 (4x25) |

**End and intermediate plate,** 2.5 mm thick



| | | |
|---|---|---|
| orange | **280-326** | 100 (4x25) |
| gray | **280-324** | 100 (4x25) |
| light gray | **280-358** | 100 (4x25) |

**End and intermediate plate,** 2.5 mm thick



| | | |
|---|---|---|
| orange | **280-315** | 100 (4x25) |
| gray | **280-314** | 100 (4x25) |
| light gray | **280-352** | 100 (4x25) |

**Separator,** oversized, 2 mm thick



| | | |
|---|---|---|
| orange | **280-311** | 100 (4x25) |
| gray | **280-310** | 100 (4x25) |
| light gray | **280-357** | 100 (4x25) |

**Separator,** oversized, 2 mm thick



| | | |
|---|---|---|
| orange | **280-346** | 100 (4x25) |
| gray | **280-344** | 100 (4x25) |
| light gray | **280-359** | 100 (4x25) |

**Separator,** oversized, 2 mm thick



| | | |
|---|---|---|
| orange | **280-335** | 100 (4x25) |
| gray | **280-334** | 100 (4x25) |
| light gray | **280-353** | 100 (4x25) |

## 280 Series Accessories

Appropriate marking system: **WMB**

**Adjacent jumper,** insulated, $I_N$ 24 A



| | | |
|---|---|---|
| gray | **280-402** | 200 (8x25) |
| yellow-green | **280-422** | 200 (8x25) |

**Alternate jumper,** insulated, $I_N$ 24 A



| | | |
|---|---|---|
| gray | **280-409** | 100 (4x25) |

**Staggered jumper,** insulated, $I_N$ 24 A,



spacing 5 mm

| | | |
|---|---|---|
| from 1 to 2 | **780-452** | 100 (4x25) |
| from 1 to 3 | **780-453** | 100 (4x25) |
| from 1 to 4 | **780-454** | 100 (4x25) |
| from 1 to 5 | **780-455** | 50 (2x25) |
| : | : | |
| from 1 to 8 | **780-458** | 50 (2x25) |

**Push-in type wire jumper,** insulated, $I_N$ 9 A



| | | |
|---|---|---|
| 60 mm | **249-125** | 10 |
| 110 mm | **249-126** | 10 |
| 250 mm | **249-127** | 10 |

**Comb-style jumper bar,** insulated, $I_N = I_N$ terminal block



| | | |
|---|---|---|
| 2-way | **280-482** | 200 (8x25) |
| 3-way | **280-483** | 200 (8x25) |
| 10-way | **280-490** | 50 (2x25) |

**Operating tool,** insulated



| | | |
|---|---|---|
| 2-way | **280-432** | 1 |
| 3-way | **280-433** | 1 |
| 10-way | **280-440** | 1 |

**Insulation stop,** 5 pcs/strip 200 strips



| | | |
|---|---|---|
| white | **280-470** | 0.08-0.2 mm² (AWG 28-24) |
| light gray | **280-471** | 0.25-0.5 mm² (AWG 12-20) |
| dark gray | **280-472** | 0.75-1 mm² (AWG 20-18) |

Suitable for Ex i applications
Ex Suitable for Ex e II applications
0.2 – 2.5 mm² AWG 24 – 12
550 V, 20 A

**Protective warning marker,** with high-voltage symbol,



for 5 terminal blocks

| | | |
|---|---|---|
| yellow | **280-415** | 100 (4x25) |

**Screwless end stop,**



| | | |
|---|---|---|
| 6 mm wide | **249-116** | 100 (4x25) |
| 10 mm wide | **249-117** | 50 (2x25) |

**Test plug adapter,** for terminal blocks 1.5-4 mm²



(AWG 16-12), 5 mm wide
**280-404** 100 (4x25)
for 210-137 test plug

**Test plug adapter,** for terminal blocks 1.5-10 mm²



(AWG 16-12), 8 mm wide
**209-170** 50 (2x25)
for test plug 4 mm Ø

**Test plug,** 6 mm wide, with CAGE CLAMP®



for 0.08-2.5 mm² (AWG 28-14)
$I_N$ 24 A **281-407** 100 (4x25)

❶ Approvals are available online at: www.wago.com.

# Through/Ground and Ex Terminal Blocks, Angled Type
# 280 Series (2.5 mm²) and 281 Series (4 mm²)

CAGE CLAMP®

| 0.08 - 2.5 mm² / 800 V/8 kV/3 / $I_N$ 24 A | AWG 28 - 12* / 600 V, 20 A / 600 V, 20 A | 0.08 - 2.5 mm² / 800 V/8 kV/3 / $I_N$ 24 A | AWG 28 - 12* / 600 V, 20 A / 600 V, 20 A | 0.08 - 4 mm² / 800 V/8 kV/3 / $I_N$ 32 A | AWG 28 - 12 / 600 V, 20 A / 600 V, 20 A |
|---|---|---|---|---|---|
| Terminal block width 5 mm / 0.197 in | | Terminal block width 5 mm / 0.197 in | | Terminal block width 6 mm / 0.236 in | |
| 8 - 9 mm / 0.33 in | | 8 - 9 mm / 0.33 in | | 9 - 10 mm / 0.37 in | |
| ❶ Approvals | | ❶ Approvals | | ❶ Approvals | |

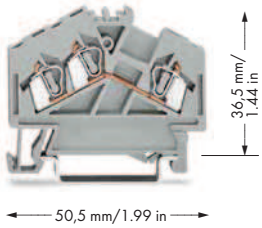


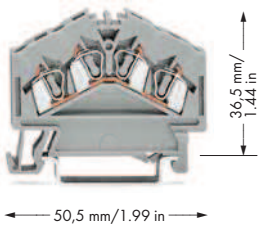


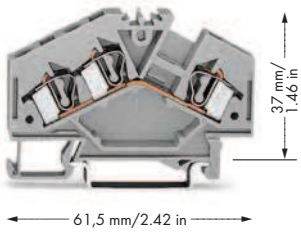


| Color | Item No. | Pack. Unit |
|---|---|---|
| **3-conductor through terminal block** | | |
| gray | **280-641** | 100 |
| blue | **280-651** | 100 |
| orange | **280-654** | 100 |
| light gray (Ex) | **280-998** | 100 |
| **3-conductor ground terminal block** | | |
| green-yellow | **280-637** | 100 |
| green-yellow (Ex) | **280-637/999-950** | 100 |
| **3-conductor shield terminal block** | | |
| white | **280-640** | 100 |
| **Other terminal blocks with the same profile:** | | |
| Spacer | **280-654/056-000** | Volume 1 |

| Color | Item No. | Pack. Unit |
|---|---|---|
| **4-conductor through terminal block** | | |
| gray | **280-646** | 100 |
| blue | **280-656** | 100 |
| orange | **280-946** | 100 |
| light gray (Ex) | **280-996** | 100 |
| **Notice:** | | |
| **These terminal blocks can only be commoned with 280 Series comb-style jumper bars!** | | |

| Color | Item No. | Pack. Unit |
|---|---|---|
| **3-conductor through terminal block** | | |
| gray | **281-631** | 100 |
| blue | **281-651** | 100 |
| light gray (Ex) | **281-998** | 100 |
| **3-conductor ground terminal block** | | |
| green-yellow | **281-637** | 100 |
| green-yellow (Ex) | **281-637/999-950** | 100 |

## Item-Specific Accessories

**End and intermediate plate,** 2.5 mm thick



| | | |
|---|---|---|
| orange | **280-313** | 100 (4x25) |
| gray | **280-312** | 100 (4x25) |
| light gray | **280-354** | 100 (4x25) |

**Separator,** oversized, 2.5 mm thick



| | | |
|---|---|---|
| orange | **280-318** | 100 (4x25) |
| gray | **280-348** | 100 (4x25) |
| light gray | **280-355** | 100 (4x25) |

## 280 Series Accessories

Appropriate marking system: **WMB**

**Adjacent jumper,** insulated, $I_N$ 24 A



| | | |
|---|---|---|
| gray | **280-402** | 200 (8x25) |
| yellow-green | **280-422** | 200 (8x25) |

**Alternate jumper,** insulated, $I_N$ 24 A



| | | |
|---|---|---|
| gray | **280-409** | 100 (4x25) |

**Staggered jumper,** insulated, $I_N$ 24 A,



| | | |
|---|---|---|
| spacing 5 mm | | |
| from 1 to 2 | **780-452** | 100 (4x25) |
| from 1 to 3 | **780-453** | 100 (4x25) |
| from 1 to 4 | **780-454** | 100 (4x25) |
| from 1 to 5 | **780-455** | 50 (2x25) |
| : | : | |
| from 1 to 8 | **780-458** | 50 (2x25) |

**Push-in type wire jumper,** insulated, $I_N$ 9 A

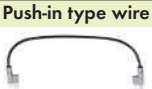

| | | |
|---|---|---|
| 60 mm | **249-125** | 10 |
| 110 mm | **249-126** | 10 |
| 250 mm | **249-127** | 10 |

**Operating tool with partially insulated shaft,**



type 2, (3.5 x 0.5) mm blade **210-720** 1

**Protective warning marker,** with high-voltage symbol, for 5 terminal blocks



| | | |
|---|---|---|
| yellow | **280-415** | 100 (4x25) |

**Screwless end stop,**



| | | |
|---|---|---|
| 6 mm wide | **249-116** | 100 (4x25) |
| 10 mm wide | **249-117** | 50 (2x25) |

**Test plug adapter,** for terminal blocks 1.5–4 mm² (AWG 16–12), 5 mm wide



**280-404** 100 (4x25)
for 210-137 test plug

**Insulation stop,** 5 pcs/strip 200 strips



| | | |
|---|---|---|
| white | **280-470** | 0.08-0.2 mm² (AWG 28-24) |
| light gray | **280-471** | 0.25-0.5 mm² (AWG 12-20) |
| dark gray | **280-472** | 0.75-1 mm² (AWG 20-18) |

For additional accessories, see page 52.

Suitable for Ex i applications
Suitable for Ex e II applications
0.2 – 2.5 mm² AWG 24 – 12
550 V, 20 A

## Item-Specific Accessories

**End and intermediate plate,** 2.5 mm thick



| | | |
|---|---|---|
| orange | **281-313** | 100 (4x25) |
| gray | **281-312** | 100 (4x25) |
| light gray | **281-357** | 100 (4x25) |

**Separator,** oversized, 2 mm thick



| | | |
|---|---|---|
| orange | **281-318** | 100 (4x25) |
| gray | **281-348** | 100 (4x25) |
| light gray | **281-358** | 100 (4x25) |

## 281 Series

Appropriate marking system: **WMB**

**Adjacent jumper,** insulated, $I_N$ 24 A



| | | |
|---|---|---|
| gray | **281-402** | 200 (8x25) |
| yellow-green | **281-422** | 200 (8x25) |

**Alternate jumper,** insulated, $I_N$ 24 A



| | | |
|---|---|---|
| gray | **281-409** | 100 (4x25) |

**Staggered jumper,** insulated, $I_N$ 24 A,



| | | |
|---|---|---|
| spacing 5 mm | | |
| from 1 to 2 | **781-452** | 100 (4x25) |
| from 1 to 3 | **781-453** | 100 (4x25) |
| from 1 to 4 | **781-454** | 100 (4x25) |
| from 1 to 5 | **781-455** | 50 (2x25) |
| from 1 to 6 | **781-456** | 50 (2x25) |

For additional accessories see page 54.

Suitable for Ex i applications
Suitable for Ex e II applications
0.2 – 4 mm² AWG 24 – 12
550 V, 30 A

Please find the entire product range in our Full Line Catalog, Volume 1. Additional information at www.wago.com.

* AWG 12: THHN, THWN

# Through/Ground Conductor/Shield and Ex Terminal Blocks 4 mm²
## 281 Series

| | | |
|---|---|---|
| 0.08 - 4 mm²<br>800 V/8 kV/3<br>$I_N$ 32 A | AWG 28 - 12<br>600 V, 20 A<br>600 V, 20 A | Terminal block width 6 mm / 0.236 in<br>9 - 10 mm / 0.37 in<br>❶ Approvals |
| 0.08 - 4 mm²<br>800 V/8 kV/3<br>$I_N$ 32 A | AWG 28 - 12<br>600 V, 20 A<br>600 V, 20 A | Terminal block width 6 mm / 0.236 in<br>9 - 10 mm / 0.37 in<br>❶ Approvals |
| 0.08 - 4 mm²<br>800 V/8 kV/3<br>$I_N$ 26 A | AWG 28 - 12<br>600 V, 20 A<br>600 V, 20 A | Terminal block width 6 mm / 0.236 in<br>9 - 10 mm / 0.37 in<br>❶ Approvals |

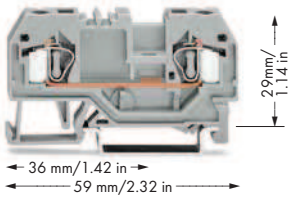


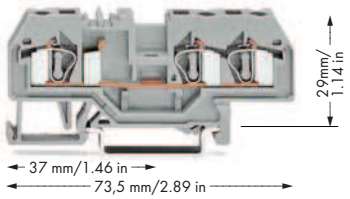


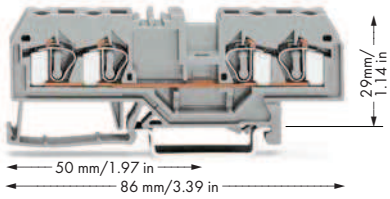


| Color | Item No. | Pack. Unit |
|---|---|---|
| **2-conductor through terminal block** | | |
| gray | **281-901** | 50 |
| blue | **281-904** | 50 |
| orange | **281-902** | 50 |
| red | **281-903** | 50 |
| black | **281-905** | 50 |
| yellow | **281-906** | 50 |
| light gray Ex | **281-992** | 50 |
| **2-conductor ground terminal block** | | |
| green-yellow | **281-907** | 50 |
| green-yellow Ex | **281-907/999-950** | 50 |
| **Other terminal blocks with the same profile:** | | |
| Diode | **281-915/. . .-. . .** | Volume 1 |
| Disconnect | **281-912** | Page 67 |
| Carrier | **281-916** | Page 66 |

| Color | Item No. | Pack. Unit |
|---|---|---|
| **3-conductor through terminal block** | | |
| gray | **281-681** | 50 |
| blue | **281-684** | 50 |
| orange | **281-678** | 50 |
| red | **281-679** | 50 |
| black | **281-685** | 50 |
| yellow | **281-686** | 50 |
| light gray Ex | **281-993** | 50 |
| **3-conductor ground terminal block** | | |
| green-yellow | **281-687** | 50 |
| green-yellow Ex | **281-687/999-950** | 50 |
| **Other terminal blocks with the same profile:** | | |
| Diode | **281-673/. . .-. . .** | Volume 1 |
| Disconnect | **281-683** | Page 67 |
| Carrier | **281-610** | Page 66 |

| Color | Item No. | Pack. Unit |
|---|---|---|
| **4-conductor through terminal block** | | |
| gray | **281-652** | 50 |
| blue | **281-654** | 50 |
| orange | **281-653** | 50 |
| red | **281-663** | 50 |
| black | **281-664** | 50 |
| yellow | **281-668** | 50 |
| light gray Ex | **281-994** | 50 |
| **4-conductor ground terminal block** | | |
| green-yellow | **281-657** | 50 |
| green-yellow Ex | **281-657/999-950** | 50 |
| **4-conductor shield terminal block** | | |
| white | **281-658** | 50 |
| **Other terminal blocks with the same profile:** | | |
| Diode | **281-665/. . .-. . .** | Volume 1 |
| Disconnect | **281-659** | Page 67 |
| Carrier | **281-656** | Page 66 |

## Item-Specific Accessories

Separator for Ex e /Ex i applications, see page 30

**End and intermediate plate,** 2.5 mm thick



| | | |
|---|---|---|
| orange | **281-329** | 100 (4x25) |
| gray | **281-328** | 100 (4x25) |
| light gray | **281-349** | 100 (4x25) |

**End and intermediate plate,** 2.5 mm thick



| | | |
|---|---|---|
| orange | **281-326** | 100 (4x25) |
| gray | **281-324** | 100 (4x25) |
| light gray | **281-355** | 100 (4x25) |

**End and intermediate plate,** 2.5 mm thick



| | | |
|---|---|---|
| orange | **281-335** | 100 (4x25) |
| gray | **281-334** | 100 (4x25) |
| light gray | **281-345** | 100 (4x25) |

**Separator,** oversized, 2 mm thick



| | | |
|---|---|---|
| orange | **281-331** | 100 (4x25) |
| gray | **281-330** | 100 (4x25) |
| light gray | **281-350** | 100 (4x25) |

**Separator,** oversized, 2 mm thick



| | | |
|---|---|---|
| orange | **281-346** | 100 (4x25) |
| gray | **281-344** | 100 (4x25) |
| light gray | **281-356** | 100 (4x25) |

**Separator,** oversized, 2 mm thick



| | | |
|---|---|---|
| orange | **281-339** | 100 (4x25) |
| gray | **281-338** | 100 (4x25) |
| light gray | **281-347** | 100 (4x25) |

## 281 Series Accessories

Appropriate marking system: **WMB**

**Adjacent jumper,** insulated, $I_N$ 32 A



| | | |
|---|---|---|
| gray | **281-402** | 200 (8x25) |
| yellow-green | **281-422** | 200 (8x25) |

**Alternate jumper,** insulated, $I_N$ 32 A



| | | |
|---|---|---|
| gray | **281-409** | 100 (4x25) |

**Staggered jumper,** insulated, $I_N$ 32 A



Spacing: 6 mm

| | | |
|---|---|---|
| from 1 to 2 | **781-452** | 100 (4x25) |
| from 1 to 3 | **781-453** | 100 (4x25) |
| from 1 to 4 | **781-454** | 100 (4x25) |
| from 1 to 5 | **781-455** | 50 (2x25) |
| from 1 to 6 | **781-456** | 50 (2x25) |

**Push-in type wire jumper,** insulated, $I_N$ 9 A



| | | |
|---|---|---|
| 60 mm | **249-125** | 10 |
| 110 mm | **249-126** | 10 |
| 250 mm | **249-127** | 10 |

**Comb-style jumper bar,** insulated, $I_N$ = $I_N$ terminal block



| | | |
|---|---|---|
| 2-way | **281-482** | 100 (4x25) |
| 3-way | **281-483** | 100 (4x25) |
| 5-way | **281-485** | 100 (4x25) |

**Operating tool,** insulated



| | | |
|---|---|---|
| 2-way | **280-432** | 1 |
| 3-way | **280-433** | 1 |
| 5-way | **280-440** | 1 |

**Insulation stop,** 5 pcs/strip — 200 strips



| | | |
|---|---|---|
| white | **281-470** | 0.08-0.2 mm² (AWG 28-24) |
| light gray | **281-471** | 0.25-0.5 mm² (AWG 12-20) |
| dark gray | **281-472** | 0.75-1.5 mm² (AWG 18-16) |

Suitable for Ex i applications

Suitable for Ex e II applications

0.2 – 4 mm² AWG 24 – 12

550 V, 30 A

**Protective warning marker,** with high-voltage symbol, for 5 terminal blocks



| | | |
|---|---|---|
| yellow | **281-415** | 100 (4x25) |

**Screwless end stop,**



| | | |
|---|---|---|
| 6 mm wide | **249-116** | 100 (4x25) |
| 10 mm wide | **249-117** | 50 (2x25) |

**Test plug adapter,** for terminal blocks 1.5-4 mm² (AWG 16-12), 5 mm wide



**280-404** 100 (4x25)

for 210-137 test plug

**Test plug adapter,** for terminal blocks 1.5-10 mm² (AWG 16-12), 8 mm wide



**209-170** 50 (2x25)

for test plug 4 mm Ø

**Test plug,** 6 mm wide, with CAGE CLAMP®



for 0.08-2.5 mm² (AWG 28-14)

$I_N$ 24 A **281-407** 100 (4x25)

❶ Approvals are available online at: www.wago.com.

For technical explanations and abbreviations, see technical section.

# Through/Ground Conductor and Ex Terminal Blocks 6 mm², 282 Series
# Test Plug Modules with CAGE CLAMP®, 249 and 709 Series

**0.2 - 6 mm²** | **AWG 24 - 10**
**800 V/8 kV/3** | **600 V, 30 A**
**$I_N$ 41 A** | **600 V, 40 A**
**Terminal block width 8 mm / 0.315 in**
**12 - 13 mm / 0.49 in**
**❶ Approvals**

**0.2 - 6 mm²** | **AWG 24 - 10**
**800 V/8 kV/3** | **600 V, 30 A**
**$I_N$ 41 A** | **600 V, 40 A**
**Terminal block width 8 mm / 0.315 in**
**12 - 13 mm / 0.49 in**
**❶ Approvals**

**Test plug modules for 280, 281, 282 and 284 Series rail-mounted terminal blocks**

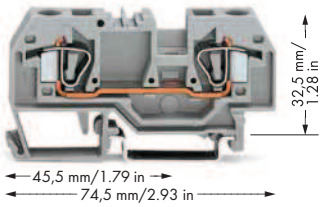


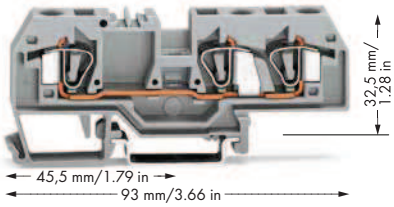




| Color | Item No. | Pack. Unit |
|---|---|---|
| **2-conductor through terminal block** | | |
| gray | **282-901** | 50 |
| blue | **282-904** | 50 |
| orange | **282-902** | 50 |
| light gray (Ex) | **282-992** | 50 |
| **2-conductor ground terminal block** | | |
| green-yellow | **282-907** | 50 |
| green-yellow (Ex) | **282-907/999-950** | 50 |

| Color | Item No. | Pack. Unit |
|---|---|---|
| **3-conductor through terminal block** | | |
| gray | **282-681** | 25 |
| blue | **282-684** | 25 |
| orange | **282-682** | 25 |
| light gray (Ex) | **282-993** | 25 |
| **3-conductor ground terminal block** | | |
| green-yellow | **282-687** | 25 |
| green-yellow (Ex) | **282-687/999-950** | 25 |

| | Item No. | Pack. Unit |
|---|---|---|
| **Test plug module with CAGE CLAMP®,** can be snapped together, gray, module width 5 mm, suitable for all WAGO 280 Series rail-mounted terminal blocks, version using jumper contact position in current bar | **249-106** | 100 (4x25) |
| **Spacer module,** e.g., bridging commoned terminal blocks, can be snapped together, gray, module width 5 mm | **249-107** | 100 (4x25) |
| **Test plug module with CAGE CLAMP®,** can be snapped together, gray, module width 6 mm, suitable for all WAGO 281 Series rail-mounted terminal blocks, version using jumper contact position in current bar | **249-147** | 100 (4x25) |
| **Spacer module,** e.g., bridging commoned terminal blocks, can be snapped together, gray, module width 6 mm | **249-148** | 100 (4x25) |
| **Test plug module with CAGE CLAMP®,** can be snapped together, gray, module width 8 mm, suitable for all WAGO 282 Series rail-mounted terminal blocks, version using jumper contact position in current bar | **709-310** | 100 (4x25) |
| **Spacer module,** e.g., bridging commoned terminal blocks, can be snapped together, gray, module width 8 mm | **709-311** | 100 (4x25) |
| **Spacer plate,** – only for 284 Series – modular, gray, width 2 mm, snaps on 709-310 test plug modules and 709-311 spacer modules for testing 284 Series rail-mounted terminal blocks | **709-312** | 100 (4x25) |

## Item-Specific Accessories

Separator for Ex e /Ex i applications, see page 30

**End and intermediate plate,** 2.5 mm thick



| | | |
|---|---|---|
| orange | **282-328** | 100 (4x25) |
| gray | **282-325** | 100 (4x25) |
| light gray | **282-330** | 100 (4x25) |

**End and intermediate plate,** 2.5 mm thick



| | | |
|---|---|---|
| orange | **282-339** | 100 (4x25) |
| gray | **282-308** | 100 (4x25) |
| light gray | **282-341** | 100 (4x25) |

**Separator,** oversized, 2 mm thick



| | | |
|---|---|---|
| orange | **282-329** | 100 (4x25) |
| gray | **282-326** | 100 (4x25) |
| light gray | **282-331** | 100 (4x25) |

**Separator,** oversized, 2 mm thick



| | | |
|---|---|---|
| orange | **282-340** | 100 (4x25) |
| gray | **282-309** | 100 (4x25) |
| light gray | **282-342** | 100 (4x25) |

## 282 Series Accessories

Appropriate marking system: **WMB**

**Adjacent jumper,** insulated, $I_N$ 41 A



| | | |
|---|---|---|
| gray | **282-402** | 100 (4x25) |
| yellow-green | **282-422** | 100 (4x25) |

**Protective warning marker,** with high-voltage symbol, for 5 terminal blocks



| | | |
|---|---|---|
| yellow | **282-415** | 100 (4x25) |

**Alternate jumper,** insulated, $I_N$ 41 A



| | | |
|---|---|---|
| gray | **282-409** | 100 (4x25) |

**Screwless end stop,**



| | | |
|---|---|---|
| 6 mm wide | **249-116** | 100 (4x25) |
| 10 mm wide | **249-117** | 50 (2x25) |

**Step-down jumper,** insulated



| | | |
|---|---|---|
| gray | | 50 (2x25) |
| 284/282 – 281/280/279 | **284-414** | $I_N$ 15 A |
| 284/282 – 282/281 | **284-413** | $I_N$ 30 A |

**Test plug adapter,** for terminal blocks 1.5–10 mm² (AWG 16–12), 8 mm wide



| | | |
|---|---|---|
| | **209-170** | 50 (2x25) |

for test plug 4 mm Ø

**Cover plate,** for step-down jumper application only, 1 mm thick,



| | | |
|---|---|---|
| for 2-conductor terminal blocks | | |
| gray | **282-357** | 25 |
| for 3-conductor terminal blocks | | |
| gray | **282-358** | 25 |

**Banana plugs,** only for safety extra-low voltage (42 V)



| | | |
|---|---|---|
| black | **215-311** | 50 |
| red | **215-212** | 50 |
| blue | **215-711** | 50 |

(Ex) Suitable for Ex i applications
(Ex) Suitable for Ex e II applications
0.5 – 6 mm² AWG 20 – 10
550 V, 39 A Jumper 35 A




Test plug adapter strips are directly inserted into the jumper contact slots of the current bar (picture shows 282 Series)

# Through/Ground Conductor and Ex Terminal Blocks 10 mm², Distribution Terminal Blocks
# 284 Series

| 0.2 - 10 mm² | AWG 24 - 8 |
|---|---|
| 800 V/8 kV/3 | 600 V, 50 A |
| $I_N$ 57 A | 600 V, 54 A |

Terminal block width 10 mm / 0.394 in
12 - 13 mm / 0.49 in
❸ Approvals

| 0.2 - 10 mm² | AWG 24 - 8 |
|---|---|
| 800 V/8 kV/3 | 600 V, 50 A |
| $I_N$ 57 A | 600 V, 54 A |

Terminal block width 10 mm / 0.394 in
12 - 13 mm / 0.49 in
❸ Approvals

| 0.2 - 10 mm² ❶ | AWG 24 - 8 ❶ |
|---|---|
| 6 - 35 mm² ❷ | AWG 10 - 2 ❷ |
| 800 V/8 kV/3, $I_N$ 125 A | 600 V, 115 A |

Terminal block width 17.5 mm / 0.689 in
12 - 14 mm / 0.51 in
❸ Approvals

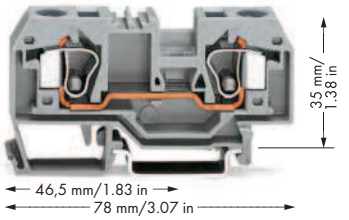


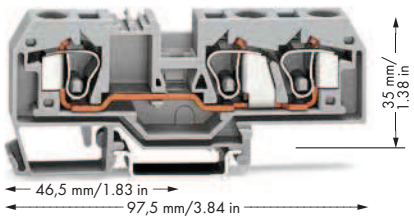


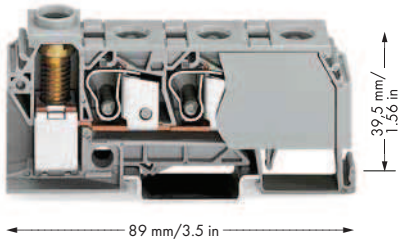


| Color | Item No. | Pack. Unit |
|---|---|---|
| **2-conductor through terminal block** | | |
| gray | **284-901** | 25 |
| blue | **284-904** | 25 |
| orange | **284-902** | 25 |
| light gray (Ex) | **284-992** | 25 |
| **2-conductor ground terminal block** | | |
| green-yellow | **284-907** | 25 |
| green-yellow (Ex) | **284-907/999-950** | 25 |

| Color | Item No. | Pack. Unit |
|---|---|---|
| **3-conductor through terminal block** | | |
| gray | **284-681** | 25 |
| blue | **284-684** | 25 |
| orange | **284-682** | 25 |
| light gray (Ex) | **284-993** | 25 |
| **3-conductor ground terminal block** | | |
| green-yellow | **284-687** | 25 |
| green-yellow (Ex) | **284-687/999-950** | 25 |

| Color | Item No. | Pack. Unit |
|---|---|---|
| **Distribution terminal block,** | | |
| with 3 x CAGE CLAMP® connection ❶ 10 mm²/AWG 8 | | |
| and 1 x screw clamp connection ❷ 35 mm²/AWG 2 | | |
| gray | **284-621** | 15 |
| blue | **284-624** | 15 |



Terminating a 35 mm²/AWG 2 conductor.
Screw clamp connection, side-entry wiring.



Terminating a 10 mm²/AWG 8 conductor.
CAGE CLAMP® connection, front-entry wiring.

Rail-mounted distribution terminal block with 35 mm²/AWG 2 and 3 x 10 mm² (3 x AWG 8) front-entry CAGE CLAMP® connection. Snaps onto DIN 35 carrier rails per EN 60715. The terminal block enclosed on both sides, an end or intermediate plate is not necessary.

**In case of maximum wiring with 3 x 10 mm²/AWG 8 on the distribution side, the nominal current of 125A shall not be exceeded.**

## Item-Specific Accessories

**End and intermediate plate,** 2.5 mm thick



| | | |
|---|---|---|
| orange | **284-328** | 100 (4x25) |
| gray | **284-325** | 100 (4x25) |
| light gray | **284-330** | 100 (4x25) |

**End and intermediate plate,** 2.5 mm thick



| | | |
|---|---|---|
| orange | **284-339** | 100 (4x25) |
| gray | **284-308** | 100 (4x25) |
| light gray | **284-341** | 100 (4x25) |

**Separator,** oversized, 2 mm thick



| | | |
|---|---|---|
| orange | **284-329** | 100 (4x25) |
| gray | **284-326** | 100 (4x25) |
| light gray | **284-331** | 100 (4x25) |

**Separator,** oversized, 2 mm thick



| | | |
|---|---|---|
| orange | **284-340** | 100 (4x25) |
| gray | **284-309** | 100 (4x25) |
| light gray | **284-342** | 100 (4x25) |

## 284 Series Accessories

Appropriate marking system: **WMB**

**Adjacent jumper,** insulated, $I_N$ 57 A



| | | |
|---|---|---|
| gray | **284-402** | 100 (4x25) |
| yellow-green | **284-422** | 100 (4x25) |

**Protective warning marker,** with high-voltage symbol, for 5 terminal blocks



| | | |
|---|---|---|
| yellow | **284-415** | 50 (2x25) |

**Alternate jumper,** insulated, $I_N$ 57 A



| | | |
|---|---|---|
| gray | **284-409** | 50 (2x25) |

**Finger guard,**



touch-proof cover protects unused conductor entries

| | | |
|---|---|---|
| yellow | **284-400** | 100 (4x25) |

**Test plug adapter,** for terminal blocks 1.5–10 mm²



(AWG 16–8), 8 mm wide
**209-170** 50 (2x25)
for test plug 4 mm Ø

**Step-down jumper,** insulated,



| | |
|---|---|
| gray | 50 (2x25) |

**Test plug module and spacer module, both with spacer plate,** see page 55

| | | |
|---|---|---|
| 284/282 – 281/280/279 | **284-414** | $I_N$ 15 A |
| 284/282 – 282/281 | **284-413** | $I_N$ 30 A |

**Cover plate,** for step-down jumper application only, 1 mm thick,



for 2-conductor terminal blocks
gray **284-357** 25
for 3-conductor terminal blocks
gray **284-358** 25

(Ex) Suitable for Ex e II applications
0.5 – 10 mm² AWG 20 – 8
550 V, 53 A

**Comb-style jumper bar,** insulated, individual arrangement



$I_N$ 125 A – 2 jumpers combined in one clamping unit 100 A, 2-way
gray **284-412** 100 (4x25)

❸ Approvals are available online at: www.wago.com.

For technical explanations and abbreviations, see technical section.

# Through/Ground Conductor and Ex Terminal Blocks 16 mm² / 35 mm² 283 and 285 Series

| 0.2 - 16 mm² | AWG 24 - 6 |
|---|---|
| 800 V/8 kV/3 | 600 V, 65 A |
| $I_N$ 76 A | 600 V, 70 A |

Terminal block width 12 mm / 0.472 in
16 - 17 mm / 0.65 in
❸ Approvals

| 0.2 - 16 mm² | AWG 24 - 6 |
|---|---|
| 800 V/8 kV/3 | 600 V, 65 A |
| $I_N$ 76 A | 600 V, 70 A |

Terminal block width 12 mm / 0.472 in
16 - 17 mm / 0.65 in
❸ Approvals

| 6 - 35 mm² | AWG 8 - 2 |
|---|---|
| 1000 V/8 kV/3 | 600 V, 115 A |
| $I_N$ 125 A | 600 V, 140 A |

Terminal block width 16 mm / 0.63 in
23 mm / 0.91 in❹
❸ Approvals

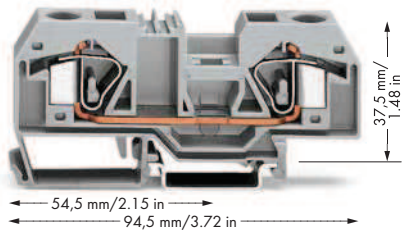


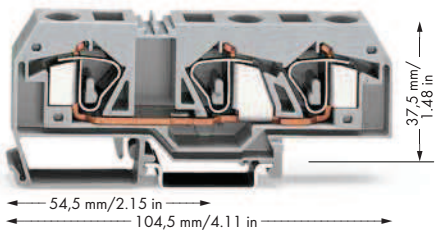





| Color | Item No. | Pack. Unit |
|---|---|---|
| **2-conductor through terminal block** | | |
| gray | **283-901** | 20 |
| blue | **283-904** | 20 |
| orange | **283-902** | 20 |
| light gray Ex | **283-992** | 20 |
| **2-conductor ground terminal block** | | |
| green-yellow | **283-907** | 20 |
| green-yellow Ex | **283-907/999-950** | 20 |

| Color | Item No. | Pack. Unit |
|---|---|---|
| **3-conductor through terminal block** | | |
| gray | **283-671** | 20 |
| blue | **283-674** | 20 |
| orange | **283-672** | 20 |
| light gray Ex | **283-998** | 20 |
| **3-conductor ground terminal block** | | |
| green-yellow | **283-677** | 20 |
| green-yellow Ex | **283-677/999-950** | 20 |

**Notice: These terminal blocks cannot be commoned using adjacent jumpers!**

| Color | Item No. | Pack. Unit |
|---|---|---|
| **2-conductor through terminal block,** with integrated end plate | | |
| gray | **285-635** | 15 |
| blue | **285-634** | 15 |
| light gray Ex | **285-992** | 15 |
| **2-conductor ground terminal block** | | |
| green-yellow | **285-637** | 15 |
| green-yellow Ex | **285-637/999-950** | 15 |



Termination of 35 mm²/AWG 2 conductor

## Item-Specific Accessories

**End and intermediate plate,** 2.5 mm thick



| | | |
|---|---|---|
| orange | **283-328** | 50 (2x25) |
| gray | **283-325** | 50 (2x25) |
| light gray | **283-330** | 50 (2x25) |

**Separator,** oversized, 2 mm thick



| | | |
|---|---|---|
| orange | **283-329** | 50 (2x25) |
| gray | **283-326** | 50 (2x25) |
| light gray | **283-331** | 50 (2x25) |

**End and intermediate plate,** 2.5 mm thick



| | | |
|---|---|---|
| orange | **283-352** | 50 (2x25) |
| gray | **283-350** | 50 (2x25) |
| light gray | **283-354** | 50 (2x25) |

**Separator,** oversized, 2 mm thick



| | | |
|---|---|---|
| orange | **283-353** | 50 (2x25) |
| gray | **283-351** | 50 (2x25) |
| light gray | **283-355** | 50 (2x25) |

## 283 Series Accessories

Appropriate marking system: **WMB**

**Adjacent jumper,** insulated, $I_N$ 70 A



| | | |
|---|---|---|
| gray | **283-402** | 50 (2x25) |
| yellow-green | **283-422** | 50 (2x25) |

**Alternate jumper,** insulated, $I_N$ 76 A



| | | |
|---|---|---|
| gray | **283-409** | 50 (2x25) |

**Test plug adapter,** for terminal blocks 1.5–16 mm² (AWG 16–6), 11.6 mm wide



| | | |
|---|---|---|
| | **283-404** | 25 |

for test plug 4 mm Ø

**Step-down jumper,** insulated, $I_N$ 32 A,



16 mm²/AWG 6 to 4 mm²/ AWG 12

| | | |
|---|---|---|
| gray | **283-414** | 50 (2x25) |

**Cover plate,** for step-down jumper application only, 1 mm thick, for 2-conductor terminal blocks



| | | |
|---|---|---|
| gray | **283-357** | 25 |

**Protective warning marker,** with high-voltage symbol, for 5 terminal blocks



| | | |
|---|---|---|
| yellow | **283-415** | 50 (2x25) |

**Finger guard,** touch-proof cover protects unused conductor entries



| | | |
|---|---|---|
| yellow | **283-400** | 100 (4x25) |

**Banana plugs,** only for safety extra-low voltage (42 V)



| | | |
|---|---|---|
| black | **215-311** | 50 |
| red | **215-212** | 50 |
| blue | **215-711** | 50 |

**Operating tool with partially insulated shaft,** type 3, (5.5 x 0.8) mm blade



**210-721** 1

Ex Suitable for Ex e II applications
0.5 – 16 mm² AWG 20 – 6
550 V, 68 A Jumper 63 A

## 285 Series

Appropriate marking systems: **Miniature WSB WMB**

**Adjacent jumper,** insulated, $I_N$ 85 A



| | | |
|---|---|---|
| gray | **285-435** | 50 (2x25) |

**Step-down jumper,** insulated, $I_N$ 32 A, from 35 mm²/AWG 2 to 4 mm²/ AWG 12



| | | |
|---|---|---|
| gray | **283-414** | 50 (2x25) |

**Protective warning marker,** with high-voltage symbol, for 5 terminal blocks



| | | |
|---|---|---|
| yellow | **285-416** | 50 (2x25) |

**Finger guard,** touch-proof cover protects unused conductor entries



| | | |
|---|---|---|
| yellow | **285-401** | 100 (4x25) |

Ex Suitable for Ex e II applications
6 – 35 mm² AWG 8 – 2
750 V, 120 A
6 – 25 mm² AWG 8 – 4
for ground terminal blocks

Please find the entire product range in our Full Line Catalog, Volume 1. Additional information at www.wago.com.
❹ 16 mm (0.63 in) for 35 mm²/AWG 2 "st"

# Rail-Mounted, High-Current Terminal Blocks, 285 Series
# Description and Handling

## Conductor entry 1



Insert Allen wrench and rotate counterclockwise. Then push in orange locking tab for hands-free wiring.

## Safety notice



Risk of injury!
Do not insert fingers in the conductor entry!

## Shock Protector



To protect unused conductor entries (separate jumper entry protector from shock protector unit).

## Conductor entry 2



Insert stripped conductor (observe 35 mm of strip length) into clamping unit until it hits backstop. Hold this position.



## Conductor entry 3




Unlock the locking tab with a short counterclockwise turn of the Allen wrench ❶.
When unlocked (click), allow Allen wrench to rotate clockwise (automatic) ❷ to securely terminate the conductor.

## Jumpers 35 mm²/AWG 2



Commoning adjacent terminals with a simple push-in jumper.

## Jumpers 50 mm² (AWG 2/0)/95 mm² (AWG 4/0)



Commoning with adjacent jumper: tool-free insertion of jumper above the conductor entry hole.
Rated cross section is still 50 mm2/AWG 2/0 and 95 mm²/AWG 4/0.

## Testing




❸ via test adapter for 4 mm Ø plugs
❹ via touchproof 4 mm Ø plugs

## Voltage tap 35 mm²/AWG 2



The voltage tap is inserted into the jumper contact slot. It can be fitted with a strain relief plate and provides test option for 2 mm Ø test plugs.

## Voltage tap 50 mm² (AWG 2/0)/95 mm² (AWG 4/0)



Reliable and simple tap directly into the power supply. Insert the unwired tap before opening the clamping unit.

**POWER CAGE CLAMP clamps the following copper conductors:**



solid



stranded



fine-stranded



with ferrule

Strip length, see packaging or instructions.

# High-Current, Through/Ground Conductor and Ex Terminal Blocks 35 mm², 50 mm² and 95 mm² 285 Series

POWER CAGE CLAMP®

| 6 - 35 mm² | AWG 8 - 2 | 10 - 50 (70 "f-st") mm² | AWG 8 - 1 | 25 - 95 mm² | AWG 4 - 4/0 |
|---|---|---|---|---|---|
| 1000 V/8 kV/3 | 600 V, 115 A | 1000 V/8 kV/3 | 600 V, 150 A | 1000 V/8 kV/3 | 600 V, 200 A |
| $I_N$ 125 A | 600 V, 115 A | $I_N$ 150 A | 600 V, 150 A | $I_N$ 232 A | 600 V, 210 A |
| Terminal block width 16 mm / 0.63 in | | Terminal block width 20 mm / 0.787 in | | Terminal block width 25 mm / 0.98 in | |
| 25 mm / 0.98 in | | 30 mm / 1.18 in | | 35 mm / 1.38 in | |
| ❺ Approvals | | ❺ Approvals | | ❺ Approvals | |










| Color | Item No. | Pack. Unit |
|---|---|---|
| **2-conductor through terminal block** | | |
| gray | **285-135** | 15 |
| blue | **285-134** | 15 |
| **2-conductor ground terminal block,** only for DIN 35 x 15 rails; 2.3 mm thick, copper | | |
| green-yellow | **285-137** | 15 |

| Color | Item No. | Pack. Unit |
|---|---|---|
| **2-conductor through terminal block** | | |
| gray | **285-150** | 5 |
| blue | **285-154** | 5 |
| **2-conductor ground terminal block,** only for DIN 35 x 15 rails; 2.3 mm thick, copper | | |
| green-yellow | **285-157** | 5 |

| Color | Item No. | Pack. Unit |
|---|---|---|
| **2-conductor through terminal block** | | |
| gray | **285-195** | 5 |
| blue | **285-194** | 5 |
| light gray Ex | **285-995** | 5 |
| **2-conductor ground terminal block,** only for DIN 35 x 15 rails; 2.3 mm thick, copper | | |
| green-yellow | **285-197** | 5 |
| green-yellow Ex | **285-197/999-950** | 5 |

## 285 Series Accessories

Appropriate marking system: **WMB**

**Adjacent jumper,** insulated, ❻

gray **285-435** 50 (2x25)
$I_N$ 85 A

**Voltage Tap,** $I_N$ 32 A, 0.2–6 mm² (24–10), ❻

module width 8 mm / 0.315 in
gray **285-427** 5

**Operating tool with partially insulated shaft,**

type 3, (5.5 x 0.8) mm blade
**210-721** 1

**Protective warning marker,** with high-voltage symbol,

black
yellow **285-420** 50 (2x25)

**Finger guard,** touch-proof cover protects unused conductor entries

yellow **285-421** 100 (4x25)

**Test plug adapter,** 11.6 mm wide, for test plug 4 mm Ø

**283-404** 25

**Test plug,** 4 mm Ø, protected against accidental contact;

e.g., available through Multi-Contact Deutschland GmbH
Postfach 1606, 79551 Weil am Rhein, Hegenheimerstraße 19
79576 Weil am Rhein

**Copper carrier rail,** as per EN 60715,

35 x 15 mm, 2.3 mm thick,
2 m long
unslotted **210-198** 10

**Marking strip,** plain,

11 mm wide,
50m roll
white **2009-110** 1

**Adjacent jumper,** insulated, ❻

gray **285-450** 25
$I_N$ 150 A for 1 jumper
$I_N$ 130 A for 2 to 4 jumpers

**Voltage Tap,** $I_N$ 41 A, 0.2–6 mm² (24–10), ❻

module width 16 mm / 0.63 in
gray **285-447** 5

**Allen wrench with partially insulated shaft**

8 mm **285-172** 1

**Protective warning marker,** with high-voltage symbol,

black
yellow **285-440** 50 (2x25)

**Finger guard,**

touchproof cover protects unused conductor entries and jumper slots
yellow **285-441** 100 (4x25)

**Test plug,** 4 mm Ø, protected against accidental contact;

e.g., available through Multi-Contact Deutschland GmbH
Postfach 1606, 79551 Weil am Rhein, Hegenheimerstraße 19
79576 Weil am Rhein

**Copper carrier rail,** as per EN 60715,

35 x 15 mm, 2.3 mm thick,
2 m long
unslotted **210-198** 10

**WMB Multi marking system,**

10 strips with 10 markers per card,
stretchable 5 – 5.2 mm
plain **793-5501** 5

**Adjacent jumper,** insulated, ❻

gray **285-495** 25
$I_N$ 232 A for 1 jumper
$I_N$ 130 A for 2 to 4 jumpers

**Voltage Tap,** $I_N$ 57 A, 0.2–10 mm² (24–80)/16 mm² (AWG 6), ❻

module width 20 mm / 0.787 in
gray **285-407** 5

**Allen wrench with partially insulated shaft**

8 mm **285-172** 1

**Protective warning marker,** with high-voltage symbol,

black
yellow **285-170** 50 (2x25)

**Finger guard,**

touchproof cover protects unused conductor entries and jumper slots
yellow **285-169** 25

**Test plug,** 4 mm Ø, protected against accidental contact;

e.g., available through Multi-Contact Deutschland GmbH
Postfach 1606, 79551 Weil am Rhein, Hegenheimerstraße 19
79576 Weil am Rhein

**Copper carrier rail,** as per EN 60715,

35 x 15 mm, 2.3 mm thick,
2 m long
unslotted **210-198** 10

Ex Suitable for Ex e II applications
25 – 95 mm² AWG 4 – 4/0
750 V, 195 A
35 – 70 mm² AWG 2 – 2/0
for ground terminal blocks

❺ Approvals are available online at: www.wago.com.
For technical explanations and abbreviations, see technical section.
❻ Adjacent jumpers and voltage taps can only be removed or inserted when the clamp is in closed position.

# Double-Deck Terminal Blocks 1.5 mm² and 2.5 mm² 279 and 280 Series

| 0.08 - 1.5 mm² / 500 V/6 kV/3 / $I_N$ 18 A | AWG 28 - 16 | 0.08 - 2.5 mm² / 500 V/6 kV/3 / $I_N$ 20 A | AWG 28 - 12* / 300 V, 15 A / 300/600 V, 20/5 A | 0.08 - 2.5 mm² / 500 V/6 kV/3 / $I_N$ 20 A | AWG 28 - 12* / 300 V, 15 A / 300/600 V, 20/5 A |
|---|---|---|---|---|---|
| Terminal block width 4 mm / 0.157 in | | Terminal block width 5 mm / 0.197 in | | Terminal block width 5 mm / 0.197 in | |
| 8 - 9 mm / 0.33 in | | 8 - 9 mm / 0.33 in | | 8 - 9 mm / 0.33 in | |
| ❶ Approvals | | ❶ Approvals | | ❶ Approvals | |

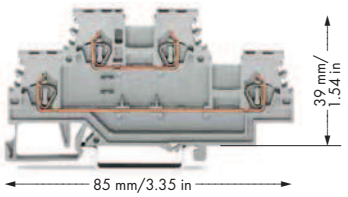


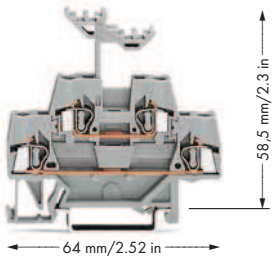


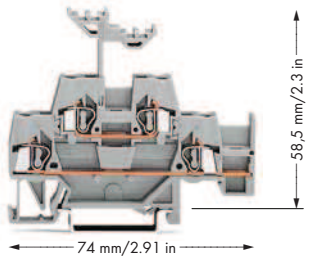


| Color | Item No. | Pack. Unit |
|---|---|---|
| **Through/through terminal block,** colored conductor entry position | | |
| gray | **279-501** | 50 |
| gray (N/L) | **279-512** | 50 |
| gray (L/N) | **279-513** | 50 |
| blue (N/N) | **279-504** | 50 |
| **4-conductor through terminal block,** internal commoning, conductor entry position colored in violet | | |
| blue | **279-509** | 50 |
| gray | **279-508** | 50 |
| **Ground conductor/through terminal block,** colored conductor entry position | | |
| gray (PE/N) | **279-517** | 50 |
| gray (PE/L) | **279-527** | 50 |
| **4-conductor ground terminal block,** internal commoning | | |
| green-yellow | **279-507** | 50 |
| **End and intermediate plate,** 2 mm thick | | |
| orange | **279-519** | 100 (4x25) |
| gray | **279-518** | 100 (4x25) |
| **Accessories, 279 Series** | Appropriate marking system: | **WMB** |
| **WSB double-deck marker carrier** | | |
| | **279-529** | 50 (2x25) |
| For additional accessories, see page 51. | | |

| Color | Item No. | Pack. Unit |
|---|---|---|
| **Through/through terminal block** | | |
| gray | **280-519** | 50 |
| blue | **280-529** | 50 |
| blue/gray | **280-523** | 50 |
| gray/blue | **280-533** | 50 |
| **Ground conductor/through terminal block** | | |
| green-yellow/gray | **280-527** | 50 |
| green-yellow/blue | **280-537** | 50 |
| **4-conductor ground terminal block,** internal commoning | | |
| green-yellow | **280-517** | 50 |
| **Other terminal blocks with the same profile:** | | |
| Diode | **280-940/281-410** | Volume 1 |
| LED | **280-943/281-434** | Volume 1 |
| Through/Disconnect | **280-521** | Volume 1 |
| Fuse | **280-5xx** | Volume 1 |
| **End and intermediate plate,** 2.5 mm thick | | |
| orange | **280-341** | 100 (4x25) |
| gray | **280-340** | 100 (4x25) |
| **280 Series Accessories** | | |
| Suitable for Ex i applications | | |

| Color | Item No. | Pack. Unit |
|---|---|---|
| **Through/through terminal block with horizontal jumpering on lower level** | | |
| gray | **280-520** | 50 |
| blue | **280-530** | 50 |
| blue/gray | **280-524** | 50 |
| gray/blue | **280-534** | 50 |
| **Other terminal blocks with the same profile:** | | |
| Through/Disconnect | **280-522** | Volume 1 |
| Fuse | **280-5xx** | Volume 1 |
| **End and intermediate plate,** 2.5 mm thick | | |
| orange | **280-343** | 100 (4x25) |
| gray | **280-342** | 100 (4x25) |
| Appropriate marking system: **WMB** | | |
| **Vertical jumper,** insulated, $I_N$ 24 A | | |
| gray | **281-421** | 200 (8x25) |
| For additional accessories, see page 52. | | |

## Application Notes:




279 Series double-deck terminal block with plugged double-deck marker carrier.



Double-deck terminal blocks used for connecting a three-phase motor.



Double-deck terminal blocks used as control wire terminals; e.g., for magnetic valves. Upper deck commoned.

❶ Approvals are available online at: www.wago.com.
* AWG 12: THHN, THWN

For technical explanations and abbreviations, see technical section.

# Double-Deck Terminal Blocks 4 mm²
# 281 Series

| 0.08 - 4 mm² | AWG 28 - 12 |
|---|---|
| 500 V/6 kV/3 | 600 V, 20 A |
| $I_N$ 26 A | 600 V, 10 A |

Terminal block width 6 mm / 0.236 in
9 - 10 mm / 0.37 in
❶ Approvals

0.08 - 4 mm² | AWG 28 - 12
500 V/6 kV/3 | 600 V, 20 A
$I_N$ 26 A | 600 V, 10 A
Terminal block width 6 mm / 0.236 in
9 - 10 mm / 0.37 in
❶ Approvals

**Application Notes:**

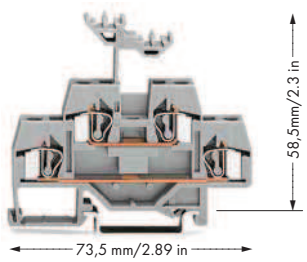


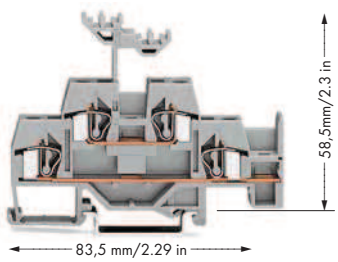


| Color | Item No. | Pack. Unit |
|---|---|---|
| **Through/through terminal block** | | |
| gray | **281-619** | 50 |
| blue | **281-629** | 50 |

| Color | Item No. | Pack. Unit |
|---|---|---|
| **Through/through terminal block with horizontal jumpering on lower level** | | |
| gray | **281-620** | 50 |
| blue | **281-630** | 50 |

**Other terminal blocks with the same profile:**

| | | |
|---|---|---|
| Diode | **281-634/281-434** | Volume 1 |
| LED | **281-634/281-434** | Volume 1 |

**End and intermediate plate,** 2.5 mm thick



| | | |
|---|---|---|
| orange | **281-341** | 100 (4x25) |
| gray | **281-340** | 100 (4x25) |

**End and intermediate plate,** 2.5 mm thick



| | | |
|---|---|---|
| orange | **281-343** | 100 (4x25) |
| gray | **281-342** | 100 (4x25) |

## 281 Series Accessories

Appropriate marking system: **WMB**

**Vertical jumper,** insulated, $I_N$ 24 A



| | | |
|---|---|---|
| gray | **281-421** | 200 (8x25) |

**Operating tool with partially insulated shaft,**



type 2, (3.5 x 0.5) mm blade

| | |
|---|---|
| **210-720** | 1 |

For additional accessories, see page 54.

## Application Notes:



Double-deck terminal block assembly with fuse plugs.



Conductor termination



Commoning with vertical and adjacent jumpers.



Example of a mixed assembly with double-deck terminal blocks.