Through and Ground (Earth) Conductor Terminal Blocks f. Special Cables, Terminal Block Width 5 mm / 0.197 in, 4 mm² / AWG 12
Series 880

(AWG 12 with ferrule item no. 216-206)



0.08 – 4 mm² / AWG 28 – 12	0.08 – 4 mm² / AWG 28 – 12	0.08 – 4 mm² / AWG 28 – 12
800 V/8 kV/3 ❶	800 V/8 kV/3 ❶	800 V/8 kV/3 ❶
25 A	25 A	20 A
cULus ❶	cULus ❶	cULus ❶
Terminal block width 5 mm / 0.197 in	Terminal block width 5 mm / 0.197 in	Terminal block width 5 mm / 0.197 in
8 – 9 mm / 0.33 in	8 – 9 mm / 0.33 in	8 – 9 mm / 0.33 in
* cULus	* cULus	* cULus

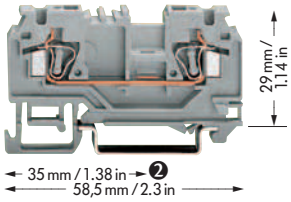



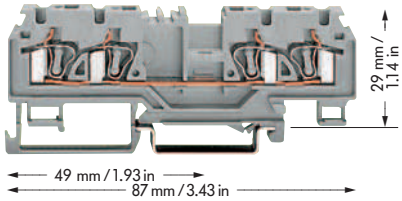

Item No.	Pack. unit pcs	Item No.	Pack. unit pcs	Item No.	Pack. unit pcs
Through terminal block without/with shield (screen) contact and test slot for test plug Ø 2 mm / 0.079 in and Ø 2.3 mm / 0.091 in, for DIN 35 rail		**Through terminal block without/with shield (screen) contact and test slot for test plug Ø 2 mm / 0.079 in and Ø 2.3 mm / 0.091 in,** for DIN 35 rail		**Through terminal block without/with shield (screen) contact and test slot for test plug Ø 2 mm / 0.079 in and Ø 2.3 mm / 0.091 in,** for DIN 35 rail	
2-conductor through terminal blocks without shield (screen) contact		**3-conductor through terminal blocks without shield (screen) contact**		**4-conductor through terminal blocks without shield (screen) contact**	
grey **880-901/999-940**	100	grey **880-681/999-940**	100	grey **880-831/999-940**	100
blue **880-904/999-940** ❸	100	blue **880-684/999-940** ❸	100	blue **880-834/999-940** ❸	100
orange **880-902/999-940**	100	orange **880-682/999-940**	100	orange **880-832/999-940**	100
2-conductor through terminal blocks with shield (screen) contact – please contact factory		**3-conductor through terminal blocks with shield (screen) contact** – please contact factory			
2-conductor ground (earth) terminal block		**3-conductor ground (earth) terminal block**		**4-conductor ground (earth) terminal block**	
green-yellow **880-907/999-940**	100	green-yellow **880-687/999-940**	100	green-yellow **880-837/999-940**	100

Accessories (see left page, except insulation stop)

Insulation stop, 5 pcs / strip



white	0.08 – 0.2 mm² ❺ / AWG 28 – 24	**769-470**	200 strips	❺ 0.2 mm² / AWG 24 "s" (0.14 mm² / AWG 26 "f-str")
light grey	0.25 – 0.5 mm² / AWG 22 – 20	**769-471**	200 strips	
dark grey	0.75 – 1 mm² / AWG 18	**769-472**	200 strips	

Features

- 2-, 3- or 4-conductor terminal blocks, 5 mm / 0.197 in wide
- Cross section of the conductor up to 4 mm²/AWG 12 (acc. to VDE 0281) or 2.5 mm²/AWG 14 with rubber-insulated conductors having a diameter up to 4.4 mm / 0.173 in
- Shield (screen) connection, solder contact / quick-connect contact 6.3 (2 x 2.8) mm
- Test plug, red, 2 mm / 0.079 in Ø
- Test plug, yellow, 2.3 mm / 0.091 in Ø
- Marking with WMB / WSB system
- Marking with miniature WSB system on both sides
- Commoning with standard WAGO jumper system





Using a cable AWG 12 with ferrule Item No. 216-206 ▶

❶ 800 V = rated voltage
8 kV = rated surge voltage
3 = pollution degree
cULus 600 V/20 A
with shield (screen) contact 400 V/6 kV/3
cULus 300 V/10 A
(see also section 15)

❷ Dimensions with shield (screen) contact
2-conductor terminal blocks
45 mm / 1.77 in
79 mm / 3.11 in
3-conductor terminal blocks
45 mm / 1.77 in
92.5 mm / 3.64 in

❸ Suitable for Ex i applications

❹ See application notes on pages 2.38 – 2.45

Through/Ground (Earth) Conductor/Shield (Screen) and Ex Terminal Blocks 4 mm² / AWG 12, Series 281

0.08 – 4 mm²	AWG 28 – 12
800 V/8 kV/3 ❶	600 V, 20 A
32 A	600 V, 15 A

Terminal block width 6 mm / 0.236 in
9 – 10 mm / 0.37 in

* GL BV LR NV

0.08 – 4 mm²	AWG 28 – 12
800 V/8 kV/3 ❶	600 V, 20 A
32 A	600 V, 15 A

Terminal block width 6 mm / 0.236 in
9 – 10 mm / 0.37 in

* GL BV LR NV

0.08 – 4 mm²	AWG 28 – 12
800 V/8 kV/3 ❶	600 V, 20 A
26 A	600 V, 15 A

Terminal block width 6 mm / 0.236 in
9 – 10 mm / 0.37 in

* GL BV LR NV

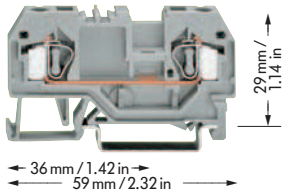



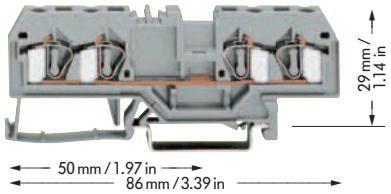

	Item No.	Pack. unit pcs
2-conductor through terminal blocks		
grey	**281-901**	50
blue	**281-904**	50
orange	**281-902**	50
red	**281-903**	50
black	**281-905**	50
yellow	**281-906**	50
light grey Ex	**281-992**	50
2-conductor ground (earth) terminal blocks		
green-yellow	**281-907**	50
green-yellow Ex	**281-907/999-950**	50
Other terminal blocks with the same shape		
disconnect	**281-912**	page 7.12
carrier term. block	**281-916**	page 7.34
diode	**281-915/...-...**	page 7.58

	Item No.	Pack. unit pcs
3-conductor through terminal blocks		
grey	**281-681**	50
blue	**281-684**	50
orange	**281-678**	50
red	**281-679**	50
black	**281-685**	50
yellow	**281-686**	50
light grey Ex	**281-993**	50
3-conductor ground (earth) terminal blocks		
green-yellow	**281-687**	50
green-yellow Ex	**281-687/999-950**	50
Other terminal blocks with the same shape		
disconnect	**281-683**	page 7.12
carrier term. block	**281-610**	page 7.34
diode	**281-673/...-...**	page 7.58

	Item No.	Pack. unit pcs
4-conductor through terminal blocks		
grey	**281-652**	50
blue	**281-654**	50
orange	**281-653**	50
red	**281-663**	50
black	**281-664**	50
yellow	**281-668**	50
light grey Ex	**281-994**	50
4-conductor ground (earth) terminal blocks		
green-yellow	**281-657**	50
green-yellow Ex	**281-657/999-950**	50
4-conductor shield (screen) terminal block		
white	**281-658**	50
Other terminal blocks with the same shape		
disconnect	**281-659**	page 7.12
disc., test a. meas.	**281-666**	page 7.10
carrier term. block	**281-656**	page 7.34
diode	**281-665/...-...**	page 7.58

Accessories Series 281

Appropriate marking system **WMB/WSB/WFB** (see section 14)

End and intermediate plate, 2.5 mm/0.098 in thick			
	orange	**281-329**	100 (4 x 25)
	grey	**281-328**	100 (4 x 25)
	light grey	**281-349**	100 (4 x 25)
Separator, oversized, 2 mm/0.079 in thick			
	orange	**281-331**	100 (4 x 25)
	grey	**281-330**	100 (4 x 25)
	light grey	**281-350**	100 (4 x 25)
Insulation stop ❸, 5 pcs/strip			
	white	**281-470**	200 strips
	light grey	**281-471**	200 strips
	dark grey	**281-472**	200 strips
Adjacent jumper, insulated, I_N 32 A, Ex 26 A			
	grey	**281-402**	200 (8 x 25)
	yell.-green	**281-422**	200 (8 x 25)
Staggered jumper ❸, insulated, I_N 32 A, Ex 26 A			
	width 6 mm/0.236 in		
	from 1 to 2	**281-452**	100 (4 x 25)
	from 1 to 3	**281-453**	100 (4 x 25)
	from 1 to 4	**281-454**	100 (4 x 25)
	from 1 to 5	**281-455**	50 (2 x 25)
	from 1 to 6	**281-456**	50 (2 x 25)
Protective warning marker, comp type jumper bar, test plug adapter, etc. (see right page)			

End and intermediate plate, 2.5 mm/0.098 in thick			
	orange	**281-326**	100 (4 x 25)
	grey	**281-324**	100 (4 x 25)
	light grey	**281-355**	100 (4 x 25)
Separator, oversized, 2 mm/0.079 in thick			
	orange	**281-346**	100 (4 x 25)
	grey	**281-344**	100 (4 x 25)
	light grey	**281-356**	100 (4 x 25)
Insulation stop ❸, 5 pcs/strip			
	white	**281-470**	200 strips
	light grey	**281-471**	200 strips
	dark grey	**281-472**	200 strips
Adjacent jumper, insulated, I_N 32 A, Ex 26 A			
	grey	**281-402**	200 (8 x 25)
	yell.-green	**281-422**	200 (8 x 25)
Staggered jumper ❸, insulated, I_N 32 A, Ex 26 A			
	width 6 mm/0.236 in		
	from 1 to 2	**281-452**	100 (4 x 25)
	from 1 to 3	**281-453**	100 (4 x 25)
	from 1 to 4	**281-454**	100 (4 x 25)
	from 1 to 5	**281-455**	50 (2 x 25)
	from 1 to 6	**281-456**	50 (2 x 25)
Protective warning marker, comp type jumper bar, test plug adapter, etc. (see right page)			

End and intermediate plate, 2.5 mm/0.098 in thick			
	orange	**281-335**	100 (4 x 25)
	grey	**281-334**	100 (4 x 25)
	light grey	**281-345**	100 (4 x 25)
Separator, oversized, 2 mm/0.079 in thick			
	orange	**281-339**	100 (4 x 25)
	grey	**281-338**	100 (4 x 25)
	light grey	**281-347**	100 (4 x 25)
Insulation stop ❸, 5 pcs/strip			
	white	**281-470**	200 strips
	light grey	**281-471**	200 strips
	dark grey	**281-472**	200 strips
Adjacent jumper, insulated, I_N 32 A, Ex 26 A			
	grey	**281-402**	200 (8 x 25)
	yell.-green	**281-422**	200 (8 x 25)
Staggered jumper ❸, insulated, I_N 32 A, Ex 26 A			
	width 6 mm/0.236 in		
	from 1 to 2	**281-452**	100 (4 x 25)
	from 1 to 3	**281-453**	100 (4 x 25)
	from 1 to 4	**281-454**	100 (4 x 25)
	from 1 to 5	**281-455**	50 (2 x 25)
	from 1 to 6	**281-456**	50 (2 x 25)
Protective warning marker, comp type jumper bar, test plug adapter, etc. (see right page)			

* For further approvals with corresponding ratings see section 15.

0.08 – 4 mm² | **AWG 28 – 12**
800 V/8 kV/3 ❶ | **600 V, 20 A**
32 A | **600 V, 15 A**

Terminal block width 6 mm / 0.236 in
9 – 10 mm / 0.37 in

* cULus CCA DNV SABS GL BV LR NV

0.08 – 4 mm² | **AWG 28 – 12**
800 V/8 kV/3 ❶ | **600 V, 20 A**
32 A | **600 V, 15 A**

Terminal block width 6 mm / 0.236 in
9 – 10 mm / 0.37 in

* CCA DNV GL BV LR NV

Accessories Series 281





	Item No.	Pack. unit pcs
2-conductor through terminal blocks		
grey	**281-601**	50
blue	**281-604** ❷	50
light grey Ex	**281-691**	50
2-conductor ground (earth) terminal blocks		
green-yellow	**281-607**	50
green-yellow Ex	**281-607/999-950**	50
Other terminal blocks with the same shape		
diode	**281-603/...-...**	page 7.58

	Item No.	Pack. unit pcs
3-conductor through terminal blocks		
grey	**281-631**	100
blue	**281-651** ❷	100
light grey Ex	**281-998**	100
3-conductor ground (earth) terminal blocks		
green-yellow	**281-637**	100
green-yellow Ex	**281-637/999-950**	100

❶ 800 V = rated voltage
8 kV = rated surge voltage
3 = pollution degree
(see also section 15)
❷ Suitable for Ex i applications
Ex Suitable for Ex e II applications
0.2 – 4 mm² AWG 24 – 12
550 V, 30 A
(see also section 13)
When using staggered jumpers the max. rated voltage will be reduced to 275 V.
Ex e/Ex i separator see page 2.13
❸ See application notes on pages 2.38 – 2.45

Appropriate marking system **WMB/WSB/WFB** (see section 14)

End and intermediate plate, 3 mm/0.118 in thick



orange	**281-317**	100 (4 x 25)
grey	**281-316**	100 (4 x 25)
light grey	**281-353**	100 (4 x 25)

End and intermediate plate, 2.5 mm/0.098 in thick



orange	**281-313**	100 (4 x 25)
grey	**281-312**	100 (4 x 25)
light grey	**281-357**	100 (4 x 25)

Separator, oversized, 2 mm/0.079 in thick



orange	**281-327**	100 (4 x 25)
grey	**281-337**	100 (4 x 25)
light grey	**281-354**	100 (4 x 25)

Separator, oversized, 2 mm/0.079 in thick



orange	**281-318**	100 (4 x 25)
grey	**281-348**	100 (4 x 25)
light grey	**281-358**	100 (4 x 25)

Insulation stop ❸, 5 pcs/strip



white	**281-470**	200 strips
light grey	**281-471**	200 strips
dark grey	**281-472**	200 strips

Insulation stop ❸, 5 pcs/strip



white	**281-470**	200 strips
light grey	**281-471**	200 strips
dark grey	**281-472**	200 strips

Adjacent jumper, insulated, I_N 32 A, Ex 26 A



grey	**281-402**	200 (8 x 25)
yell.-green	**281-422**	200 (8 x 25)

Adjacent jumper, insulated, I_N 32 A, Ex 26 A



grey	**281-402**	200 (8 x 25)
yell.-green	**281-422**	200 (8 x 25)

Staggered jumper ❸, insulated, I_N 32 A, Ex 26 A



width 6 mm/0.236 in

from 1 to 2	**781-452**	100 (4 x 25)
from 1 to 3	**781-453**	100 (4 x 25)
from 1 to 4	**781-454**	100 (4 x 25)
from 1 to 5	**781-455**	50 (2 x 25)
from 1 to 6	**781-456**	50 (2 x 25)

Staggered jumper ❸, insulated, I_N 32 A, Ex 26 A



width 6 mm/0.236 in

from 1 to 2	**781-452**	100 (4 x 25)
from 1 to 3	**781-453**	100 (4 x 25)
from 1 to 4	**781-454**	100 (4 x 25)
from 1 to 5	**781-455**	50 (2 x 25)
from 1 to 6	**781-456**	50 (2 x 25)

Protective warning marker, comp type jumper bar, test plug adapter, etc. (see righthand side of the page)

Protective warning marker, comp type jumper bar, test plug adapter, etc. (see righthand side of the page)

	Item No.	Pack. unit pcs
Insulation stop ❸, 5 pcs/strip		
white	**281-470**	200 strips
light grey	**281-471**	200 strips
dark grey	**281-472**	200 strips
Adjacent jumper, insulated, I_N 32 A, Ex 26 A		
grey	**281-402**	200 (8 x 25)
yell.-green	**281-422**	200 (8 x 25)
Alternate jumper, insulated, I_N 32 A, Ex 26 A		
grey	**281-409**	100 (4 x 25)
Staggered jumper ❸, insulated, I_N 32 A, Ex 26 A		
width 6 mm/0.236 in		
from 1 to 2	**781-452**	100 (4 x 25)
from 1 to 3	**781-453**	100 (4 x 25)
from 1 to 4	**781-454**	100 (4 x 25)
from 1 to 5	**781-455**	50 (2 x 25)
from 1 to 6	**781-456**	50 (2 x 25)
Push-in type wire jumper ❸, insulated, I_N 9 A		
L = 60 mm	**249-125**	10
L = 110 mm	**249-126**	10
L = 250 mm	**249-127**	10
Protective warning marker, for 5 terminal blocks, fits into screwdriver slot		
yellow	**281-415**	100 (4 x 25)
Comb type jumper bar ❸, insulated, $I_N = I_N$ of terminal block		
2-way	**281-482**	100 (4 x 25)
3-way	**281-483**	100 (4 x 25)
Alternate comb type jumper bar, insulated, $I_N = I_N$ of terminal block		
2-way	**281-492**	100 (4 x 25)
Operating tool, insulated		
2-way	**280-432**	1
3-way	**280-433**	1
Test plug module ❸, testing using jumper contact slots or conductor entry holes		
Test plug, with cable 500 mm/1'7.7"		
2 mm Ø, red	**210-136**	50 (5 x 10)
2.3 mm Ø, yel.	**210-137**	50 (5 x 10)
Test plug adapter, suitable f. term. bl. 1.5 mm² – 4 mm², 5 mm/0.197 in wide		
	280-404	100 (4 x 25)
for test plug 210-137 (2.3 mm Ø)		
Test plug adapter, suitable f. term. bl. 1.5 mm² – 10 mm², 8 mm/0.315 in wide		
	209-170	50 (2 x 25)
for test plug 4 mm/0.157 in Ø		
Test plug, 6 mm/0.236 in wide, with CAGE CLAMP® for 0.08 mm² – 2.5 mm²/AWG 28 – 14		
I_N 24 A	**281-407**	100 (4 x 25)
Banana plugs, 4 mm/0.157 in Ø, color mixed		
see page 2.42		

Through/Ground (Earth) Conductor and Ex Terminal Blocks 6 mm² / AWG 10, Series 282

0.2 – 6 mm²	AWG 24 – 10
800 V/8 kV/3 ❶	600 V, 30 A
41 A	600 V, 40 A

Terminal block width 8 mm / 0.315 in
12 – 13 mm / 0.49 in

* GL BV LR NV

0.2 – 6 mm²	AWG 24 – 10
800 V/8 kV/3 ❶	600 V, 30 A
41 A	600 V, 40 A

Terminal block width 8 mm / 0.315 in
12 – 13 mm / 0.49 in

* GL BV LR NV

0.2 – 6 mm²	AWG 24 – 10
800 V/8 kV/3 ❶	600 V, 30 A
41 A	600 V, 40 A

Terminal block width 8 mm / 0.315 in
12 – 13 mm / 0.49 in

* SABS GL BV LR NV

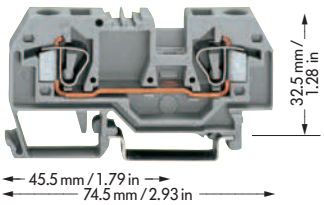

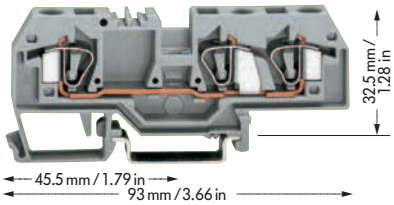



	Item No.	Pack. unit pcs
2-conductor through terminal blocks		
grey	**282-901**	50
blue	**282-904** ❷	50
orange	**282-902**	50
light grey Ex	**282-992**	50
2-conductor ground (earth) terminal blocks		
green-yellow	**282-907**	50
green-yellow Ex	**282-907/999-950**	50

	Item No.	Pack. unit pcs
3-conductor through terminal blocks		
grey	**282-681**	25
blue	**282-684** ❷	25
orange	**282-682**	25
light grey Ex	**282-993**	25
3-conductor ground (earth) terminal blocks		
green-yellow	**282-687**	25
green-yellow Ex	**282-687/999-950**	25

	Item No.	Pack. unit pcs
2-conductor through terminal blocks		
grey	**282-601**	50
blue	**282-604** ❷	50
light grey Ex	**282-691**	50
2-conductor ground (earth) terminal blocks		
green-yellow	**282-607**	50
green-yellow Ex	**282-607/999-950**	50

❶ 800 V = rated voltage
8 kV = rated surge voltage
3 = pollution degree
(see also section 15)

❷ Suitable for Ex i applications

Ex Suitable for Ex e II applications
0.5 – 6 mm² AWG 20 – 10
550 V, 39 A jumper 35 A
(see also section 13)
Ex e/Ex i separator see page 2.13

Accessories Series 282

Appropriate marking system **WMB/WSB/WFB** (see section 14)

		Item No.	Pack. unit pcs
End and intermediate plate, 2.5 mm/0.098 in thick	orange	**282-328**	100 (4 x 25)
	grey	**282-325**	100 (4 x 25)
	light grey	**282-330**	100 (4 x 25)
Separator, oversized, 2 mm / 0.079 in thick	orange	**282-329**	100 (4 x 25)
	grey	**282-326**	100 (4 x 25)
	light grey	**282-331**	100 (4 x 25)
Adjacent jumper, insulated, I_N 41 A, Ex 35 A	grey	**282-402**	100 (4 x 25)
	yell.-green	**282-422**	100 (4 x 25)
Alternate jumper, insulated, I_N 41 A, Ex 35 A	grey	**282-409**	100 (4 x 25)
Protective warning marker, for 5 terminal blocks, fits into screwdriver slot	yellow	**282-415**	100 (4 x 25)
Test plug adapter, suitable f. term. bl. 1.5 mm² – 10 mm², 8 mm / 0.315 in wide		**209-170**	50 (2 x 25)
for test plug 4 mm / 0.157 in Ø			
Test plug module and spacer, suitable for term. blocks 0.2 mm² – 6 mm²/AWG 24-10, 8 mm / 0.315 in wide		see page 2.41	
Step down jumper and cover plate		**see pages 2.26 – 2.27**	

		Item No.	Pack. unit pcs
End and intermediate plate, 2.5 mm/0.098 in thick	orange	**282-339**	100 (4 x 25)
	grey	**282-308**	100 (4 x 25)
	light grey	**282-341**	100 (4 x 25)
Separator, oversized, 2 mm / 0.079 in thick	orange	**282-340**	100 (4 x 25)
	grey	**282-309**	100 (4 x 25)
	light grey	**282-342**	100 (4 x 25)
Adjacent jumper, insulated, I_N 41 A, Ex 35 A	grey	**282-402**	100 (4 x 25)
	yell.-green	**282-422**	100 (4 x 25)
Alternate jumper, insulated, I_N 41 A, Ex 35 A	grey	**282-409**	100 (4 x 25)
Protective warning marker, for 5 terminal blocks, fits into screwdriver slot	yellow	**282-415**	100 (4 x 25)
Test plug adapter, suitable f. term. bl. 1.5 mm² – 10 mm², 8 mm / 0.315 in wide		**209-170**	50 (2 x 25)
for test plug 4 mm / 0.157 in Ø			
Test plug module and spacer, suitable for term. blocks 0.2 mm² – 6 mm²/AWG 24-10, 8 mm / 0.315 in wide		see page 2.41	
Step down jumper and cover plate		**see pages 2.26 – 2.27**	

		Item No.	Pack. unit pcs
End and intermediate plate, 4 mm/0.157 in thick	orange	**282-317**	100 (4 x 25)
	grey	**282-316**	100 (4 x 25)
	light grey	**282-318**	100 (4 x 25)
Separator, oversized, 2 mm / 0.079 in thick	orange	**282-327**	100 (4 x 25)
	grey	**282-337**	100 (4 x 25)
	light grey	**282-338**	100 (4 x 25)
Adjacent jumper, insulated, I_N 41 A, Ex 35 A	grey	**282-402**	100 (4 x 25)
	yell.-green	**282-422**	100 (4 x 25)
Alternate jumper, insulated, I_N 41 A, Ex 35 A	grey	**282-409**	100 (4 x 25)
Protective warning marker, for 5 terminal blocks, fits into screwdriver slot	yellow	**282-415**	100 (4 x 25)
Test plug adapter, suitable f. term. bl. 1.5 mm² – 10 mm², 8 mm / 0.315 in wide		**209-170**	50 (2 x 25)
for test plug 4 mm / 0.157 in Ø			
Test plug module and spacer, suitable for term. blocks 0.2 mm² – 6 mm²/AWG 24-10, 8 mm / 0.315 in wide		see page 2.41	
Step down jumper and cover plate		**see pages 2.26 – 2.27**	

* For further approvals with corresponding ratings see section 15.

Through/Ground (Earth) Conductor and Ex Terminal Blocks 10 mm² / AWG 8, Series 284

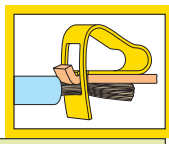

0.2 – 10 mm²	AWG 24 – 8
800 V/8 kV/3 ❶	600 V, 50 A
57 A	600 V, 54 A

Terminal block width 10 mm / 0.394 in
12 – 13 mm / 0.49 in

* GL LR NV

0.2 – 10 mm²	AWG 24 – 8
800 V/8 kV/3 ❶	600 V, 50 A
57 A	600 V, 54 A

Terminal block width 10 mm / 0.394 in
12 – 13 mm / 0.49 in

* GL LR NV

0.2 – 10 mm²	AWG 24 – 8
800 V/8 kV/3 ❶	600 V, 50 A
57 A	600 V, 65 A

Terminal block width 10 mm / 0.394 in
12 – 13 mm / 0.49 in

* GL BV LR NV

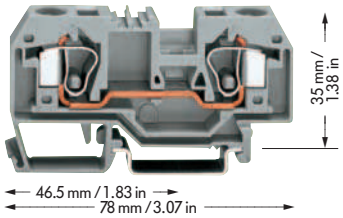

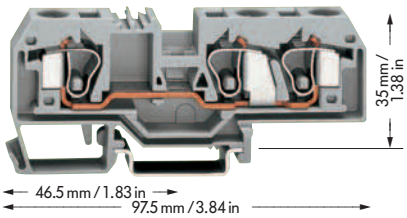



	Item No.	Pack. unit pcs
2-conductor through terminal blocks		
grey	**284-901**	25
blue	**284-904**	25
orange	**284-902**	25
light grey Ex	**284-992**	25
2-conductor ground (earth) terminal blocks		
green-yellow	**284-907**	25
green-yellow Ex	**284-907/999-950**	25

	Item No.	Pack. unit pcs
3-conductor through terminal blocks		
grey	**284-681**	25
blue	**284-684**	25
orange	**284-682**	25
light grey Ex	**284-993**	25
3-conductor ground (earth) terminal blocks		
green-yellow	**284-687**	25
green-yellow Ex	**284-687/999-950**	25

	Item No.	Pack. unit pcs
2-conductor through terminal blocks		
grey	**284-601**	25
blue	**284-604**	25
light grey Ex	**284-691**	25
2-conductor ground (earth) terminal blocks		
green-yellow	**284-607**	25
green-yellow Ex	**284-607/999-950**	25

❶ 800 V = rated voltage
8 kV = rated surge voltage
3 = pollution degree
(see also section 15)

Ex Suitable for Ex e II applications
0.5 – 10 mm² AWG 20 – 8
550 V, 53 A
(see also section 13)

Accessories Series 284

Appropriate marking system **WMB/WSB/WFB** (see section 14)

End and intermediate plate, 2.5 mm/0.098 in thick



orange	**284-328**	100 (4 x 25)
grey	**284-325**	100 (4 x 25)
light grey	**284-330**	100 (4 x 25)

Separator, oversized, 2 mm / 0.079 in thick



orange	**284-329**	100 (4 x 25)
grey	**284-326**	100 (4 x 25)
light grey	**284-331**	100 (4 x 25)

Adjacent jumper, insulated, I_N 57 A, Ex 53 A



grey	**284-402**	100 (4 x 25)
yell.-green	**284-422**	100 (4 x 25)

Alternate jumper, insulated, I_N 57 A, Ex 53 A



grey	**284-409**	50 (2 x 25)

Protective warning marker, for 5 terminal blocks, fits into screwdriver slot



yellow	**284-415**	50 (2 x 25)

Test plug adapter, suitable f. term. bl. 1.5 mm² – 10 mm², 8 mm / 0.315 in wide



209-170 50 (2 x 25)
see also page 2.41

Finger guard cover, serves as touchproof protection for unused clamping units



yellow	**284-400**	100 (4 x 25)

Step down jumper and cover plate
see pages 2.26 – 2.27

End and intermediate plate, 2.5 mm/0.098 in thick



orange	**284-339**	100 (4 x 25)
grey	**284-308**	100 (4 x 25)
light grey	**284-341**	100 (4 x 25)

Separator, oversized, 2 mm / 0.079 in thick



orange	**284-340**	100 (4 x 25)
grey	**284-309**	100 (4 x 25)
light grey	**284-342**	100 (4 x 25)

Adjacent jumper, insulated, I_N 57 A, Ex 53 A



grey	**284-402**	100 (4 x 25)
yell.-green	**284-422**	100 (4 x 25)

Alternate jumper, insulated, I_N 57 A, Ex 53 A



grey	**284-409**	50 (2 x 25)

Protective warning marker, for 5 terminal blocks, fits into screwdriver slot



yellow	**284-415**	50 (2 x 25)

Test plug adapter, suitable f. term. bl. 1.5 mm² – 10 mm², 8 mm / 0.315 in wide



209-170 50 (2 x 25)
see also page 2.41

Finger guard cover, serves as touchproof protection for unused clamping units



yellow	**284-400**	100 (4 x 25)

Step down jumper and cover plate
see pages 2.26 – 2.27

End and intermediate plate, 2.5 mm/0.098 in thick



orange	**284-317**	100 (4 x 25)
grey	**284-316**	100 (4 x 25)
light grey	**284-318**	100 (4 x 25)

Separator, oversized, 2 mm / 0.079 in thick



orange	**284-327**	100 (4 x 25)
grey	**284-337**	100 (4 x 25)
light grey	**284-338**	100 (4 x 25)

Adjacent jumper, insulated, I_N 57 A, Ex 53 A



grey	**284-402**	100 (4 x 25)
yell.-green	**284-422**	100 (4 x 25)

Alternate jumper, insulated, I_N 57 A, Ex 53 A



grey	**284-409**	50 (2 x 25)

Protective warning marker, for 5 terminal blocks, fits into screwdriver slot



yellow	**284-415**	50 (2 x 25)

Test plug adapter, suitable f. term. bl. 1.5 mm² – 10 mm², 8 mm / 0.315 in wide



209-170 50 (2 x 25)
see also page 2.41

Finger guard cover, serves as touchproof protection for unused clamping units



yellow	**284-400**	100 (4 x 25)

Step down jumper and cover plate
see pages 2.26 – 2.27

* For further approvals with corresponding ratings see section 15.

Through/Ground (Earth) Conductor and Ex Terminal Blocks 16 mm² / AWG 6, Series 283

0.2 – 16 mm²	AWG 24 – 6
800 V/8 kV/3 ❶	600 V, 65 A UL
76 A	600 V, 70 A CSA

Terminal block width 12 mm / 0.472 in
16 – 17 mm / 0.65 in

* UL CSA KEMA CCA KEMA GL BV LR NV Ex

0.2 – 16 mm²	AWG 24 – 6
800 V/8 kV/3 ❶	600 V, 65 A UL
76 A	600 V, 70 A CSA

Terminal block width 12 mm / 0.472 in
16 – 17 mm / 0.65 in

* UL CSA KEMA CCA KEMA GL BV LR NV Ex

0.2 – 16 mm²	AWG 24 – 6
800 V/8 kV/3 ❶	600 V, 65 A UL
76 A	600 V, 70 A CSA

Terminal block width 12 mm / 0.472 in
16 – 17 mm / 0.65 in

* UL CSA KEMA CCA KEMA SABS GL BV LR NV Ex



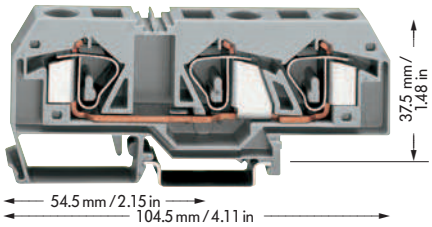



	Item No.	Pack. unit pcs
2-conductor through terminal blocks		
grey	**283-901**	20
blue	**283-904**	20
orange	**283-902**	20
light grey Ex	**283-992**	20
2-conductor ground (earth) terminal blocks		
green-yellow	**283-907**	20
green-yellow Ex	**283-907/999-950**	20

	Item No.	Pack. unit pcs
3-conductor through terminal blocks		
grey	**283-671**	20
blue	**283-674**	20
orange	**283-672**	20
light grey Ex	**283-998**	20
3-conductor ground (earth) terminal blocks		
green-yellow	**283-677**	20
green-yellow Ex	**283-677/999-950**	20
Attention! These terminal blocks cannot be commoned with adjacent jumpers!		

	Item No.	Pack. unit pcs
2-conductor through terminal blocks		
grey	**283-601**	25
blue	**283-604**	25
light grey Ex	**283-691**	25
2-conductor ground (earth) terminal blocks		
green-yellow	**283-607**	25
green-yellow Ex	**283-607/999-950**	25

❶ 800 V = rated voltage
8 kV = rated surge voltage
3 = pollution degree
(see also section 15)

Ex Suitable for Ex e II applications
0.5 – 6 mm² AWG 20 – 6
550 V, 68 A jumper 63 A
(see also section 13)

Accessories Series 283

Appropriate marking system **WMB/WSB/WFB** (see section 14)

		Item No.	Pack. unit pcs
End and intermediate plate, 2.5 mm/0.098 in thick	orange	**283-328**	50 (2 x 25)
	grey	**283-325**	50 (2 x 25)
	light grey	**283-330**	50 (2 x 25)
Separator, oversized, 2 mm/0.079 in thick	orange	**283-329**	50 (2 x 25)
	grey	**283-326**	50 (2 x 25)
	light grey	**283-331**	50 (2 x 25)
Adjacent jumper, insulated, I_N 70 A, Ex 63 A	grey	**283-402**	50 (2 x 25)
	yell.-green	**283-422**	50 (2 x 25)
Alternate jumper, insulated, I_N 76 A, Ex 63 A	grey	**283-409**	50 (2 x 25)
Test plug adapter, suitable f. term. bl. 1.5 mm² – 16 mm², 11.6 mm/0.457 in wide		**283-404**	25
for test plug 4 mm/0.157 in Ø			
Protective warning marker, for 5 terminal blocks, fits into screwdriver slot	yellow	**283-415**	50 (2 x 25)
Finger guard cover, serves as touchproof protection for unused clamping units	yellow	**283-400**	100 (4 x 25)
Step down jumper and cover plate see pages 2.26 – 2.27			

		Item No.	Pack. unit pcs
End and intermediate plate, 2.5 mm/0.098 in thick	orange	**283-352**	50 (2 x 25)
	grey	**283-350**	50 (2 x 25)
	light grey	**283-354**	50 (2 x 25)
Separator, oversized, 2 mm/0.079 in thick	orange	**283-353**	50 (2 x 25)
	grey	**283-351**	50 (2 x 25)
	light grey	**283-355**	50 (2 x 25)
Protective warning marker, for 5 terminal blocks, fits into screwdriver slot	yellow	**283-415**	50 (2 x 25)
Finger guard cover, serves as touchproof protection for unused clamping units	yellow	**283-400**	100 (4 x 25)
Attention! These terminal blocks cannot be commoned with step down jumpers!			

		Item No.	Pack. unit pcs
End and intermediate plate, 4 mm/0.157 in thick	orange	**283-317**	50 (2 x 25)
	grey	**283-316**	50 (2 x 25)
	light grey	**283-318**	50 (2 x 25)
Separator, oversized, 2 mm/0.079 in thick	orange	**283-327**	50 (2 x 25)
	grey	**283-337**	50 (2 x 25)
	light grey	**283-338**	50 (2 x 25)
Adjacent jumper, insulated, I_N 70 A, Ex 63 A	grey	**283-402**	50 (2 x 25)
	yell.-green	**283-422**	50 (2 x 25)
Alternate jumper, insulated, I_N 76 A, Ex 63 A	grey	**283-409**	50 (2 x 25)
Test plug adapter, suitable f. term. bl. 1.5 mm² – 16 mm², 11.6 mm/0.457 in wide		**283-404**	25
for test plug 4 mm/0.157 in Ø			
Protective warning marker, for 5 terminal blocks, fits into screwdriver slot	yellow	**283-415**	50 (2 x 25)
Finger guard cover, serves as touchproof protection for unused clamping units	yellow	**283-400**	100 (4 x 25)
Step down jumper and cover plate see pages 2.26 – 2.27			

* For further approvals with corresponding ratings see section 15.