Sensor and Actuator Terminal Blocks . . .
280 Series

Assembly



Snapping terminal block onto DIN rail. Terminal blocks with grounding foot automatically establish a direct contact to the rail.



Removing terminal block from DIN rail.
Notice: Remove jumper contacts first!

CAGE CLAMP® connection



Inserting conductor via straight (3.5 x 0.5) mm screwdriver.

Commoning



Commoning with adjacent jumpers. Push jumper down until fully inserted!

Power supply



Sensor terminal blocks.
Power supply from control panel side.



Power supply



Sensor terminal blocks.
Power supply from sensor side.



Actuator terminal block and thermocouple with shield contact.



CAGE CLAMP® clamps the following copper conductors:

solid

Strip length, see packaging or instructions.



stranded



fine-stranded, also with tinned single strands

Marking



Marking using WMB Multi markers.

Testing



Testing via banana plug and 209-170 test plug adapter.



Inserting conductor via angled (3.5 x 0.5) mm screwdriver.

Actuator terminal blocks (see Full Line Catalog, Volume 1)



Actuator terminal blocks with 281-511 fuse holders. Intermediate plates also required!



Actuator terminal blocks with 280-801 component plugs.



Actuator terminal block with ground connection, for line interruption

289 Series (see Full Line Catalog, Volume 4)



Connection module for 8 x 3-conductor sensors.



Connection module for 8 x 3-conductor sensors, LED indicator.



Connection module for 8 actuators with ground connection

270 Series (see Full Line Catalog, Volume 1)



Sensor LED terminal block.



Commoning the voltage supply using uninsulated push-in type jumper bars.



fine-stranded, tip-bonded



fine-stranded with ferrule (gastight crimped) ❶



fine-stranded, with pin terminal (gastight crimped)

❶ With ferruled conductors, the max. conductor cross section accommodated is one size smaller than max. rating of terminal block.

Sensor Terminal Blocks
280 Series

Sensor terminal blocks for 3-cond. sensors	Sensor terminal blocks with ground connection	Sensor terminal blocks for 4-conductor sensors
0.08 - 2.5 mm² | AWG 28 - 12*	0.08 - 2.5 mm² | AWG 28 - 12*	0.08 - 2.5 mm² | AWG 28 - 12*
Terminal block width 5 mm / 0.197 in	Terminal block width 5 mm / 0.197 in	Terminal block width 5 mm / 0.197 in
8 - 9 mm / 0.33 in	8 - 9 mm / 0.33 in	8 - 9 mm / 0.33 in
❶ Approvals	❶ Approvals	❶ Approvals

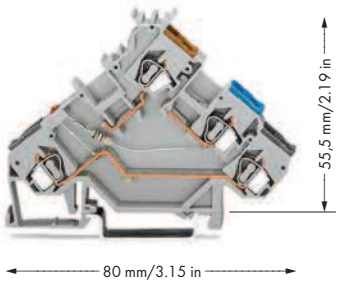

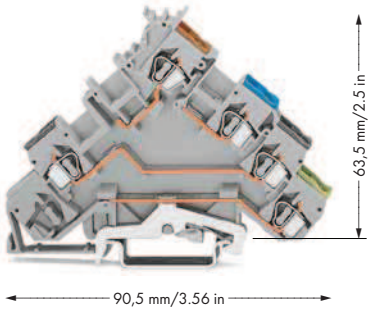

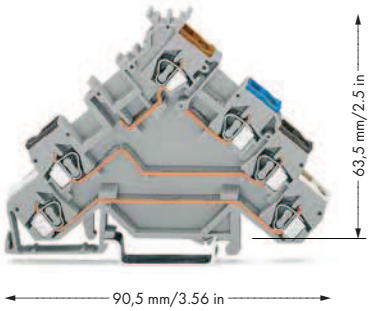

	Item No.	Pack. Unit
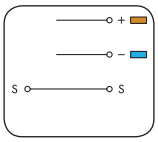	**Sensor terminal block**	
	400 V/6 kV/3, 20 A	
	280-560	50
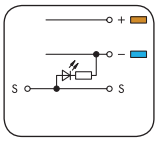	**Sensor LED terminal block**	
	24 VDC, 20 A, red LED, for PNP (positive) switching sensors	
	280-560/281-434	50
	LED power consumption: 4.8 mA	
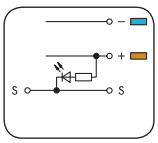	**Sensor LED terminal block**	
	24 VDC, 20 A, red LED, for NPN (negative) switching sensors	
	280-561/281-413	50
	LED power consumption: 4.8 mA	
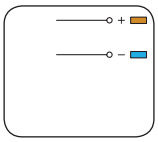	**Sensor supply terminal block**	
	power supply from sensor side	
	400 V/6 kV/3, 20 A	
	280-564	10
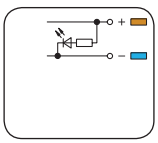	**Sensor LED supply terminal block**	
	24 VDC, 20 A, green LED, for PNP (positive) switching sensors	
	280-564/281-483	10
	LED power consumption: 4.8 mA	
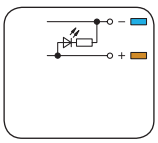	**Sensor LED supply terminal block**	
	24 VDC, 20 A, green LED, for NPN (negative) switching sensors	
	280-566/281-496	10
	LED power consumption: 4.8 mA	
End and intermediate plate, 1 mm thick		
	orange	**280-321** 100 (4x25)
	gray	**280-319** 100 (4x25)

	Item No.	Pack. Unit
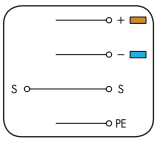	**Sensor terminal block** with ground connection	
	400 V/6 kV/3, 20 A	
	280-570	50
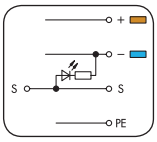	**Sensor LED terminal block** with ground connection,	
	24 VDC, 20 A, red LED for PNP (positive) switching sensors	
	280-570/281-434	50
	LED power consumption: 4.8 mA	
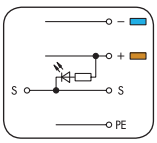	**Sensor LED terminal block** with ground connection,	
	24 VDC, 20 A, red LED, for NPN (negative) switching sensors	
	280-571/281-413	50
	LED power consumption: 4.8 mA	
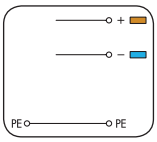	**Sensor supply terminal block** with ground connection,	
	power supply from sensor side	
	400 V/6 kV/3, 20 A	
	280-574	10
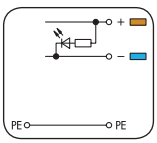	**Sensor LED supply terminal block,** with ground connection,	
	24 VDC, 20 A, green LED, for PNP (positive) switching sensors	
	280-574/281-483	10
	LED power consumption: 4.8 mA	
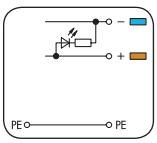	**Sensor LED supply terminal block,** with ground connection,	
	24 VDC, 20 A, green LED, for NPN (negative) switching sensors	
	280-576/281-496	10
	LED power consumption: 4.8 mA	
End and intermediate plate, 1 mm thick		
	orange	**280-323** 100 (4x25)
	gray	**280-320** 100 (4x25)

	Item No.	Pack. Unit
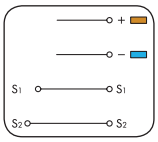	**Sensor terminal block**	
	400 V/6 kV/3, 20 A	
	280-580	50
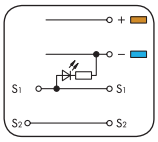	**Sensor LED terminal block**	
	24 VDC, 20 A, red LED, for PNP (positive) switching sensors	
	280-580/281-434	50
	LED power consumption: 4.8 mA	
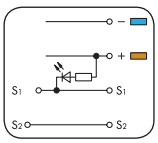	**Sensor LED terminal block**	
	24 VDC, 20 A, red LED, for NPN (negative) switching sensors	
	280-581/281-413	50
	LED power consumption: 4.8 mA	
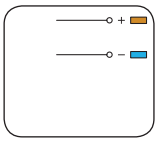	**Sensor supply terminal block**	
	power supply from sensor side	
	400 V/6 kV/3, 20 A	
	280-584	10
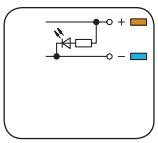	**Sensor LED supply terminal block**	
	24 VDC, 20 A, green LED, for PNP (positive) switching sensors	
	280-584/281-483	10
	LED power consumption: 4.8 mA	
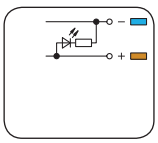	**Sensor LED supply terminal block**	
	24 VDC, 20 A, green LED, for NPN (negative) switching sensors	
	280-586/281-496	10
	LED power consumption: 4.8 mA	
End and intermediate plate, 1 mm thick		
	orange	**280-323** 100 (4x25)
	gray	**280-320** 100 (4x25)

Accessories, 280 Series

Appropriate marking system: **WMB**

Adjacent jumper, insulated, I_N 24 A



gray **280-402** 200 (8x25)

Test plug adapter, for terminal blocks 1.5–10 mm² (AWG 16–8)



8 mm wide

209-170 50 (2x25)

for 4 mm Ø test plug

For 215 Series test plugs, see page 193.

Insulation stop, 5 pcs/strip 200 strips



white	**280-470**	0.08–0.2 mm² (AWG 28–24)
light gray	**280-471**	0.25–0.5 mm² (AWG 12–20)
dark gray	**280-472**	0.75–1 mm² (AWG 20–18)

❸ Approvals are available online at: www.wago.com.

*AWG 12: THHN, THWN

For technical explanations and abbreviations, see technical section.